

LEADER IN SPARE PARTS SECTOR FOR INDUSTRIAL VEHICLES SINCE 1969.



Established in 1969, C.E.I. Costruzione Emiliana Ingranaggi S.p.A has set its headquarters in Anzola dell'Emilia (province of Bologna) in Emilia Romagna region, symbol of "Made in Italy" mechanics tradition.

The initial product range consisting exclusively of gears for gearboxes and differentials, has been through the years widened introducing spare parts for steering and braking system, suspensions and engine.

DAL 1969 LEADER NEL SETTORE DELLA RICAMBISTICA PER VEICOLI INDUSTRIALI.



Fondata nel 1969, C.E.I. Costruzione Emiliana Ingranaggi S.p.A ha sede ad Anzola dell'Emilia in provincia di Bologna, nell'Emilia Romagna regione simbolo della tradizione meccanica "Made in Italy".

Dopo un inizio improntato esclusivamente sulla costruzione di ingranaggi per cambi e differenziali, CEI ha allargato la propria gamma introducendo parti di ricambio per i principali gruppi funzionali dell'autocarro come impianto sterzante e frenante, sospensioni e motore.

DEPUIS 1969 LEADER SUR LE MARCHÉ DES PIÈCES DE RECHANGE POUR LES VÉHICULES INDUSTRIELS.



Fondée en 1969, C.E.I. Costruzione Emiliana Ingranaggi S.p.A a son siège social à Anzola dell'Emilia, proche de Bologne, dans la région de Emilia Romagna symbole du savoir-faire "Made in Italy" pour la mécanique.

Après un début d'activité consacré exclusivement à la fabrication d'engrenages pour les boîtes de vitesses et les ponts, CEI a étendu sa gamme aux pièces de rechange pour les organes aux poids lourds, comme les éléments de direction, de freinage, de suspension et de motorisation.

DESDE 1969 LÍDER EN EL SECTOR DE LOS RECAMBIOS PARA VEHÍCULOS INDUSTRIALES.



Fundada en 1969, C.E.I. Costruzione Emiliana Ingranaggi S.p.A es ubicada en Anzola dell'Emilia, en el territorio de la ciudad de Bolonia, en Emilia Romagna, región símbolo de la tradición mecánica "Made in Italy".

Tras empezar con la producción exclusiva de engranajes para cambios y diferenciales, CEI ha ampliado su propia gama, introduciendo partes de recambio para los más importantes grupos funcionales del camión, como equipo de dirección y de frenos, suspensiones y motor.

More than
[45 YEARS]
Together



Spare Parts for Trucks and Buses:

Iveco, Daf, Mercedes, Man, Renault, Scania, Volvo, Zf, Eaton, Fuller, Astra, Bredabus, Setra, Bpw, Meritor, Saf, Nissan, Isuzu, Neoplan, Mitsubishi, Ford, Schmitz, EvoBus, Leyland



MOST ADVANCED TECHNOLOGY SINCE MORE THAN 45 YEARS!

The employ of the same production checking processes as the original manufacturers, guarantees our product the same quality standards.

Guaranteed quality in every production phase

The employ of coordinate measuring machines, metallographic laboratory tests, coupling and assembly checks ensure the highest quality standards.



DA OLTRE 45 ANNI UNA TECNOLOGIA SEMPRE ALL'AVANGUARDIA!

L'utilizzo degli stessi processi produttivi e di controllo adottati dai costruttori originali, garantisce al prodotto i medesimi standard qualitativi.

Qualità presente in ogni fase di lavorazione

L'utilizzo di strumenti di misura a coordinate, i test del laboratorio metallografico, le prove finali di accoppiamento e montaggio assicurano al prodotto il raggiungimento dei più alti standard qualitativi.



DEPUIS PLUS DE 45 ANS MISE EN OEUVRE D'UNE TECHNOLOGIE D'AVANT-GARDE!

La mise en oeuvre des process de fabrication et de contrôles adoptés par les constructeurs d'origine garantissent la qualité des pièces produites.

Qualité présente en chaque phase de fabrication

L'utilisation des instruments de mesure adaptés, les test du laboratoire métallurgique, les contrôles finales de accouplement et assemblage assurent au produit la réalisation des plus hautes standard de qualité.



DESDE MÁS DE 45 AÑOS UNA TECNOLOGÍA SIEMPRE AL DÍA!

El empleo de los mismos procesos de producción y de control utilizados por los proveedores originales garantiza al producto los mismos estándares de calidad.

Calidad presente en cada fase de producción

El empleo de instrumentos de medida a coordenadas, los test de laboratorio metalográfico, las pruebas finales de acoplamiento y montaje garantizan para el producto el alcance de los más altos estándares de calidad.

ZERTIFIKAT ♦ CERTIFICATE ♦ 認證書 ♦ CERTIFICADO ♦ CERTIFICAT



CERTIFICATO

Nr 50 100 3413 - Rev. 04

Si attesta che / This is to certify that

IL SISTEMA QUALITÀ DI
THE QUALITY SYSTEM OF



C.E.I.
Costruzione Emiliana Ingranaggi S.p.A.

SEDE LEGALE E OPERATIVA:
REGISTERED OFFICE AND OPERATIONAL SITE:

VIA EMILIA 239
I-40011 ANZOLA DELL'EMILIA (BO)

È CONFORME AI REQUISITI DELLA NORMA
HAS BEEN FOUND TO COMPLY WITH THE REQUIREMENTS OF

UNI EN ISO 9001:2008

QUESTO CERTIFICATO È VALIDO PER IL SEGUENTE CAMPO DI APPLICAZIONE
THIS CERTIFICATE IS VALID FOR THE FOLLOWING SCOPE

Progettazione, fabbricazione e assemblaggi di parti ed accessori di ricambio
per veicoli industriali (IAF 22, 18)

Design, manufacture and assembling of spare parts and accessories for
industrial vehicles (IAF 22, 18)

ACCREDIA <small>ENTE ITALIANO DI ACCREDITAMENTO</small> SOG N° 0484 SSI N° 0050 PRD N° 0818 SOAN N° 0180 ITX N° 001L IEP N° 051E SCR N° 008F PRS N° 077C LAB N° 0076	Per l'Organismo di Certificazione For the Certification Body TÜV Italia S.r.l.	Validità / Validity Dal / From: 2015-09-15 Al / To: 2018-09-14
Membro degli Accordi di Mutua Riconoscimento EA, IAF e ILAC Signatory of EA, IAF and ILAC Mutual Recognition Agreements	 Andrea Coscia Direttore Divisione Management Service	Data emissione / Printing Date 2015-10-14

PRIMA CERTIFICAZIONE / FIRST CERTIFICATION: 2015-10-14

*LA VALIDITÀ DEL PRESENTE CERTIFICATO È SUBORDINATA A SORVEGLIANZA PERIODICA A 12 MESI E AL RESAME COMPLETO DEL SISTEMA DI
GESTIONE AZIENDALE CON PERIODICITÀ TRIENNALE*

*THE VALIDITY OF THE PRESENT CERTIFICATE DEPENDS ON THE ANNUAL SURVEILLANCE EVERY 12 MONTHS AND ON THE COMPLETE REVIEW
OF COMPANY'S MANAGEMENT SYSTEM AFTER THREE-YEARS*

TÜV Italia S.r.l. • Gruppo TÜV SÜD • Via Carducci 125, Pal. 23 • 20089 Sesto San Giovanni (MI) • Italia • www.tuv.it

100% INTERCHANGEABILITY WITH ORIGINAL PRODUCTS



Wide range of components perfectly interchangeable with more than 25.000 original products of the major industrial vehicles manufacturers.

Made in Italy tradition - Since 1969

- More than 6.000 items available on stock
- 1.500.000 units ready for delivery
- Export of products to over 90 countries
- UNI EN ISO 9001:2008 quality certification

INTERCambiABILITÀ AL 100% CON LE PARTI ORIGINALI



Ampla gamma di componenti perfettamente intercambiabili con oltre 25.000 parti originali delle maggiori case costruttrici di veicoli industriali.

Tradizione Made in Italy – Since 1969

- Più di 6.000 articoli disponibili a magazzino
- 1.500.000 parti a stock pronte per essere spedite
- Esportazione dei prodotti in oltre 90 stati
- Certificazione sistema di gestione qualità UNI EN ISO 9001:2008

PIÈCES INTERCHANGEABLES À 100% AVEC CELLES D'ORIGINE



Gamme complète de composants parfaitement adaptables aux 25.000 pièces d'origine fabriquées par les principaux constructeurs de véhicules industriels.

Fabrication Made in Italy - Since 1969

- Plus de 6.000 références disponibles en stock
- 1.500.000 pièces en stock prêtes pour l'expédition
- Pièces exportées dans plus de 90 pays
- Certification UNI EN ISO 9001:2008 pour le système de gestion de la qualité

INTERCambiABILIDAD AL 100% CON LAS PARTES ORIGINALES



Amplia gama de componentes perfectamente intercambiables con más de 25.000 partes originales de las más importantes firmas constructoras de vehículos industriales.

Tradición Made in Italy – Since 1969

- Más de 6.000 artículos disponibles en nuestro almacén
- 1.500.000 piezas en stock listas para ser despachadas
- Exportación de los productos en más de 90 Países
- Certificación sistema de gestión de calidad UNI EN ISO 9001:2008



2016
2017

Suitable to **ZF**
AS Tronic models

n° **395**

CATALOGUES LIST

Gearbox and Differential parts:

- 400.001** Suitable to **IVECO**
- 400.025** Suitable to **DAF**
- 400.050** Suitable to **MERCEDES**
- 400.055** Suitable to **MAN**
- 400.075** Suitable to **RENAULT**
- 400.080** Suitable to **SCANIA**
- 400.090** Suitable to **VOLVO**
- 400.035** Suitable to **FULLER**
- 400.036** Suitable to **EATON**
- 400.095** Suitable to **ZF OLD Range models**
- 401.195** Suitable to **ZF Ecosplit I-II-III models (195/1)**
- 402.195** Suitable to **ZF New Ecosplit III models (195/2)**
- 403.195** Suitable to **ZF Ecosplit IV models (195/3)**
- 400.295** Suitable to **ZF EcoLite / EcoMid models**
- 400.395** Suitable to **ZF AS Tronic models**

Chassis parts:

- 400.902** Steering System
Suspension and King pin sets
- 400.903** Brake System, Engine
Transmission and Oleodynamic
- 400.905** Air springs
for Pneumatic suspension



E-Catalogue on customer area www.cei.it

Models:

AS TRONIC

Versions:

	10AS2010 (1337 xxx xxx) Pag.6
10AS2300 (1348 xxx xxx) Pag.12 -	10AS2310 (1337 xxx xxx) Pag.18
12AS1630 (1327 xxx xxx) Pag.24 -	12AS1631 (1327 xxx xxx) Pag.30
	12AS1800 (1318 xxx xxx) Pag.36
12AS1930 (1327 xxx xxx) Pag.42 -	12AS1931 (1327 xxx xxx) Pag.48 -
	12AS1935 (1327 xxx xxx) Pag.54
	12AS2001 (1348 xxx xxx) Pag.60
12AS2130 (1327 xxx xxx) Pag.66 -	12AS2130 (1353 xxx xxx) Pag.72
	12AS2131 (1327 xxx xxx) Pag.78
12AS2140 (1329 xxx xxx) Pag.84 -	12AS2141 (1329 xxx xxx) Pag.90
12AS2300 (1337 xxx xxx) Pag.96 -	12AS2301 (1327 xxx xxx) Pag.102
12AS2330 (1327 xxx xxx) Pag.108 -	12AS2330 (1353 xxx xxx) Pag.114
12AS2331 (1327 xxx xxx) Pag.120 -	12AS2331 (1353 xxx xxx) Pag.126
12AS2340 (1329 xxx xxx) Pag.132 -	12AS2341 (1329 xxx xxx) Pag.138
12AS2530 (1353 xxx xxx) Pag.144 -	12AS2531 (1353 xxx xxx) Pag.150
12AS2540 (1329 xxx xxx) Pag.156 -	12AS2541 (1329 xxx xxx) Pag.162
12AS2701 (1348 xxx xxx) Pag.168 -	12AS2740 (1329 xxx xxx) Pag.174 -
	12AS2741 (1329 xxx xxx) Pag.180
	12AS2940 (1329 xxx xxx) Pag.186 -
	12AS2941 (1329 xxx xxx) Pag.192
12AS3001 (1329 xxx xxx) Pag.198 -	12AS3140 (1329 xxx xxx) Pag.204 -
	12AS3141 (1329 xxx xxx) Pag.210
16AS2200 (1314 xxx xxx) Pag.216 -	16AS2230 (1328 xxx xxx) Pag.222 -
	16AS2231 (1328 xxx xxx) Pag.228
16AS2601 (1328 xxx xxx) Pag.234 -	16AS2630 (1328 xxx xxx) Pag.240 -
	16AS2631 (1328 xxx xxx) Pag.246

Models:

AS TRONIC MID

Versions:

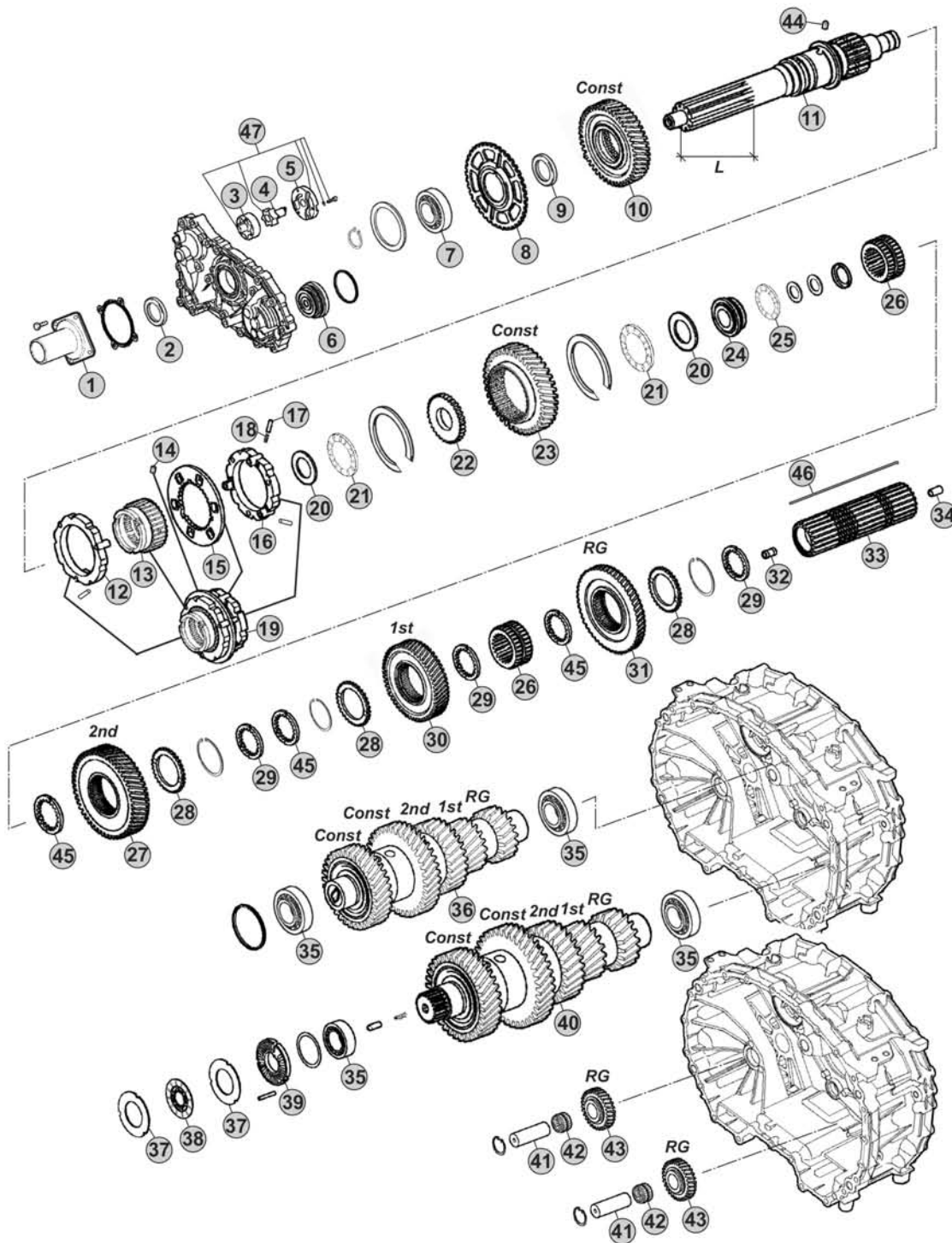
12AS121 (1336 xxx xxx) Pag.254 -	12AS122 (1336 xxx xxx) Pag.258 -	12AS142 (1336 xxx xxx) Pag.262
		12AS162 (1336 xxx xxx) Pag.266
12AS1210 (1336 xxx xxx) Pag.270 -	12AS1220 (1336 xxx xxx) Pag.274 -	12AS1420 (1336 xxx xxx) Pag.278
		12AS1620 (1336 xxx xxx) Pag.282

MODELS:

- AS TRONIC

VERSIONS:

- 10AS2010 (1337 xxx xxx)



Notes

10AS2010 R. 9,59-1,00

Our spare parts are not the originals but interchangeable with the originals ones. All original equipment manufacturers' numbers, pictures and models used in this catalogue are for reference only. Our products bear our trade-mark.

Fig.	CEI no.	ZF no.	Description	Q.ty	Notes	10AS2010				
1	128.327	1328 302 202	Front cover	1		●				
2	139.966	0734 319 847	Oil Seal 55x70x8	1		●				
3	189.678	1315 303 027	Rotor	1		●				
4	189.679	1314 202 039	Oil Pump Shaft	1		●				
5	189.728	1314 302 138	Oil Pump Cover	1		●				
6	188.272	1328 202 024	Piston	1		●				
7	130.823	0750 116 365	Bearing 65x120x23	1		●				
8	126.032	1328 302 024	Speedometer Gear	1		●				
9	269.320	0730 110 392	Thrust Washer	1		●				
10	145.993	1327 302 015	Constant Gear 46 T	1		●				
11	103.220	1328 302 078	Input Shaft L=110 mm	1		●				
12	119.272	1328 202 046	Synchronizer Ring	1		●				
13	154.422	1328 302 064	Sliding Sleeve	1		●				
14	160.261	1328 302 072	Lock Pin	1		●				
15	135.189	1328 302 132	Plate	1		●				
16	119.273	1328 202 048	Synchronizer Ring	1		●				
17	171.063	0635 470 046	Needle	3		●				
18	156.037	0732 040 385	Outer Spring De.6x34	3		●				
19	196.371	1328 298 001	Synchronizer Assy	1		●				
20	269.322	0730 111 066	Washer	2		●				
21	137.316	0735 301 274	Needle 43x73x8	2		●				
22	269.205	1328 302 061	Washer	1		●				
23	145.994	1327 304 015	Constant gear 40 T	1		●				
24	111.377	1328 302 075	Ring	1		●				
25	137.376	0735 321 381	Needle 30x52x7,5 mm	1		●				
26	155.246	1328 304 064	Sliding Hub	2		●				
27	244.058	1327 304 024	Gear 2nd Speed 48 T	1		●				
28	269.175	1314 304 119	Follower ring outer	3		●				
29	269.176	1314 304 008	Follower ring inner Th.7,00 mm	3		●				
30	244.059	1328 304 060	Gear 1st Speed 54 T	1		●				
31	244.060	1328 304 061	Reverse Gear 50 T	1		●				
32	189.729	1314 304 097	Oil Tube	1		●				
33	103.243	1327 304 032	Main shaft	1		●				
34	189.730	1314 332 043	Oil Tube	1		●				
35	130.993	0750 117 640	Bearing 50x90x28	4		●				
36	190.428	1327 203 054	Countershaft 19/19/28/38/44 T	1		●				
37	269.178	1314 303 077	Clutch disc	4		●				
38	269.793	0501 214 821	Clutch Disc	2		●				
39	128.226	1328 302 118	Cover	1		●				
40	190.429	1327 203 055	Countershaft 19/19/28/38/44 T	1		●				
41	107.269	1328 305 007	Reverse Shaft	2		●				
42	137.808	0735 321 454	Needle Cage	2		●				
43	147.302	1328 305 014	Reverse Gear 29 T	2		●				

AS TRONIC
10AS2010

Date

04/2016

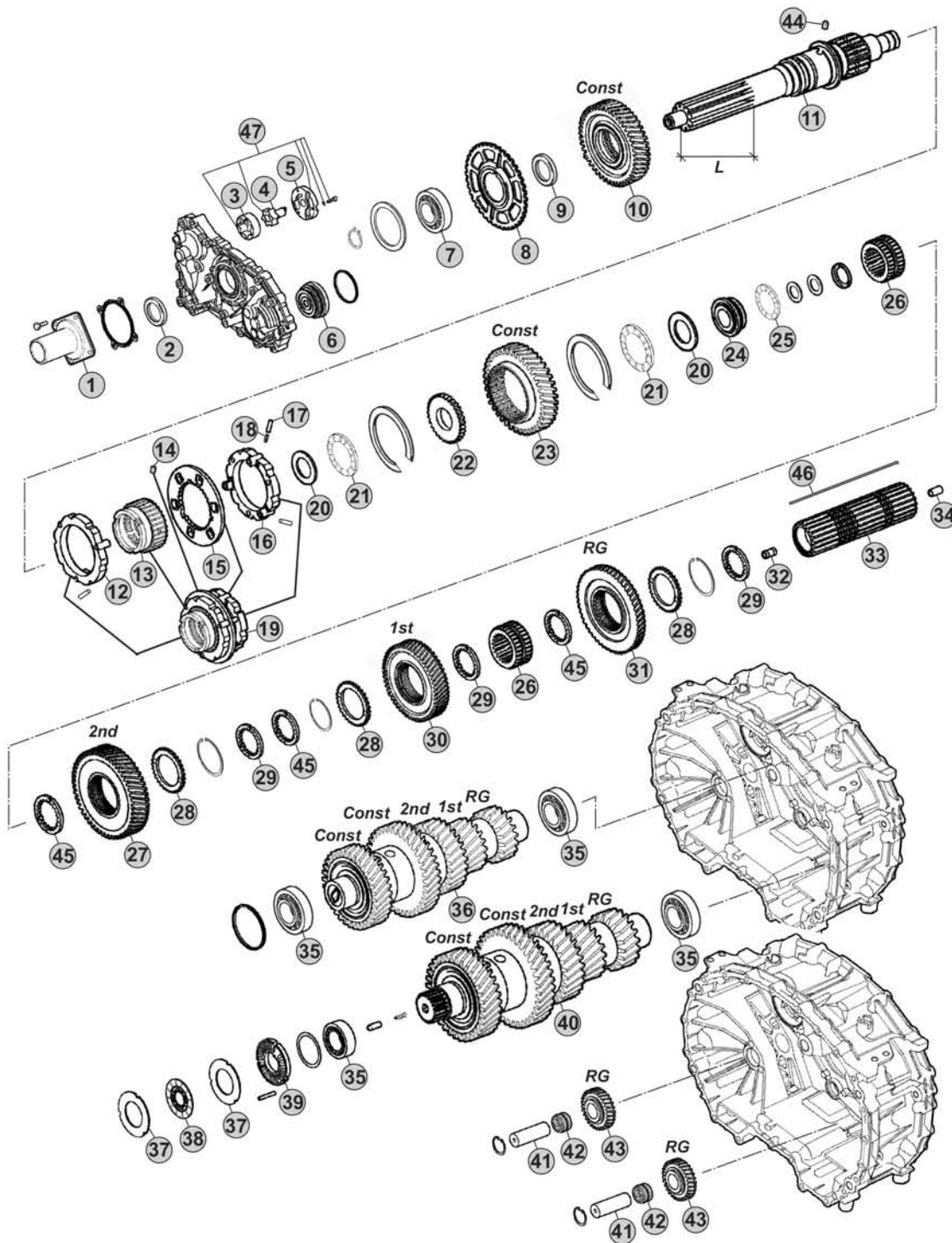
Notes

MODELS:

- AS TRONIC

VERSIONS:

- 10AS2010 (1337 xxx xxx)



Notes

10AS2010 R. 9,59-1,00

Our spare parts are not the originals but interchangeable with the originals ones. All original equipment manufacturers' numbers, pictures and models used in this catalogue are for reference only. Our products bear our trade-mark.

Fig.	CEI no.	ZF no.	Description	Q.ty	Notes	<i>10AS2010</i>				
44	160.261	1328 302 072	Lock Pin	1		●				
45	269.176	1314 304 008	Follower ring inner Th.7,00 mm	3		●				
45	269.354	1327 304 033	Spacer Th 7,05 mm	3		●				
45	269.355	1327 304 034	Spacer Th.7,10 mm	3		●				
45	269.356	1327 304 035	Spacer Th.7,15 mm	3		●				
45	269.357	1327 304 036	Spacer Th.7,20 mm	3		●				
46	<i>189.653</i>	1328 304 035	Key	1		●				
47	280.823	1314 202 055	Oil Pump Kit	1		●				

**AS TRONIC
10AS2010**

Date _____ **Notes** _____
04/2016

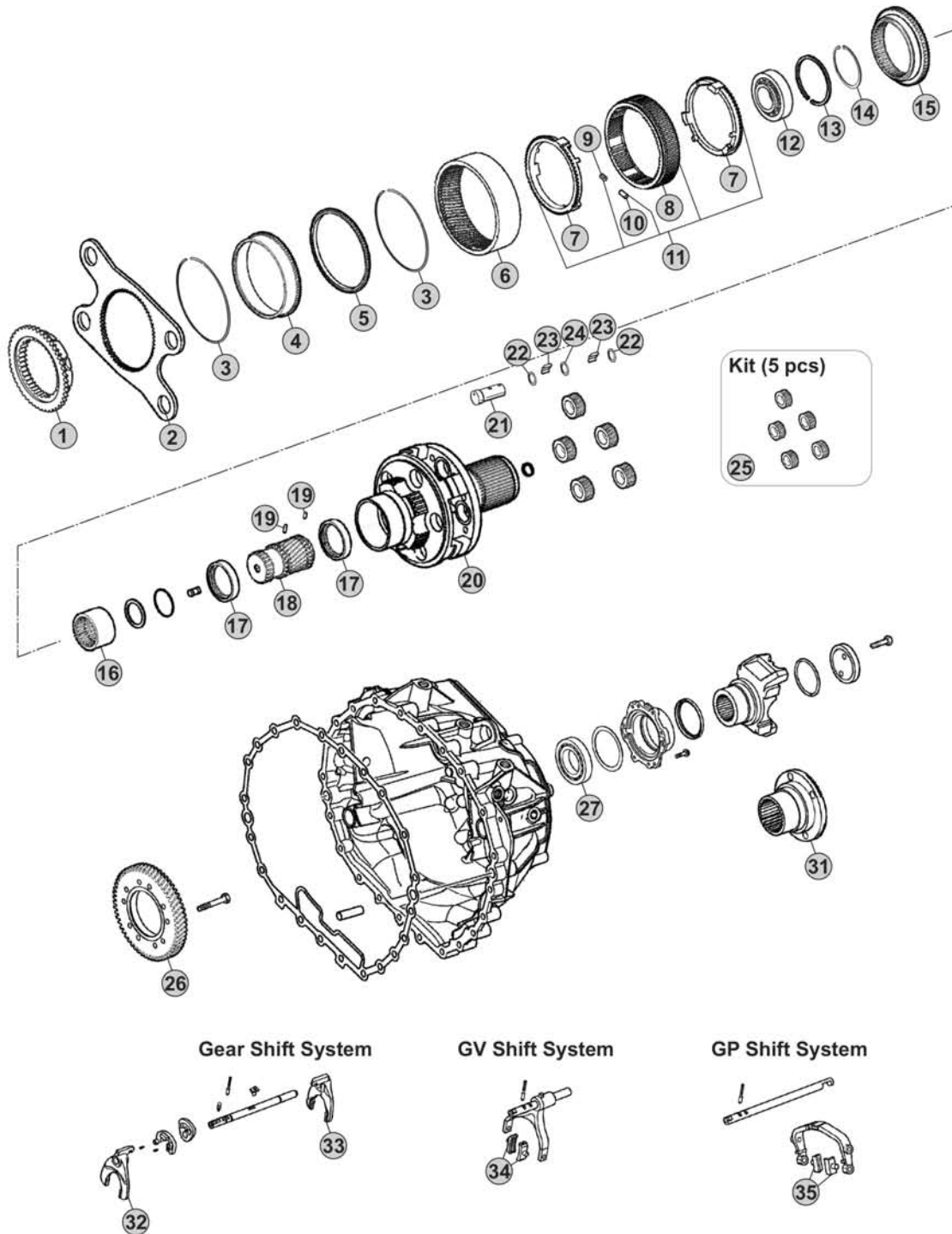


MODELS:

- AS TRONIC

VERSIONS:

- 10AS2010 (1337 xxx xxx)



Our spare parts are not the originals but interchangeable with the originals ones. All original equipment manufacturers' numbers, pictures and models used in this catalogue are for reference only. Our products bear our trade-mark.

Notes

10AS2010 R. 9,59-1,00

Our spare parts are not the originals but interchangeable with the originals ones. All original equipment manufacturers' numbers, pictures and models used in this catalogue are for reference only. Our products bear our trade-mark.

Fig.	CEI no.	ZF no.	Description	Q.ty	Notes	10AS2010				
1	109.748	1328 333 010	Synchronizer Cone	1		●				
2	298.146	1328 333 006	Flange GP	1		●				
3	111.373	0730 513 682	Retainer ring	2		●				
4	123.290	1358 332 221	Inside crown support 82 T	1		●				
5	119.274	1358 332 222	Synchronizer ring	1		●				
6	123.289	1328 332 045	Crown Gear 82 T	1		●				
7	119.269	1328 333 005	Synchronizer ring	2		●				
8	154.419	1358 333 012	Sliding Sleeve	1		●				
9	156.125	0732 040 929	Spring De.6x36	6		●				
10	171.069	0730 162 804	Cylinder roller	6		●				
11	298.894	1328 233 001	Synchro Kit	1		●				
12	130.981	0750 118 284	Bearing 100x130x30	1		●				
13	111.402	0630 513 139	Elastic Ring	1		●				
14	111.401	0730 513 745	Lock Ring A=2,50	1		●				
15	109.749	1328 333 009	Synchronizer Cone	1		●				
16	154.488	1328 304 068	Sliding Sleeve	1		●				
17	269.794	1358 332 223	Pressure Disc	2		●				
18	157.744	1328 332 030	Sun Gear 23 T	1		●				
19	160.279	7636 038 103	Pin	2		●				
20	190.430	1328 232 011	Planetary Carrier	1	W/out Retarder	●				
20	190.493	1358 232 201	Planetary Carrier	1	W/Retarder	●				
21	107.236	1328 332 041	Planetary pin	5		●				
22	269.009	0730 109 323	Spacer Ring	10		●				
23	171.062	0750 119 116	Needle 10x16,80 (140 pcs)	140		●				
24	269.647	0730 109 640	Thrust Washer T.9,00 mm	5		●				
25	298.248	1328 232 006	Planetary Gear Set	1		●				
26	244.191	6085 301 217	Gear 57 T	1	W/Retarder	●				
27	130.245	0750 116 394	Bearing 90x160x30	1		●				
31		1348 332 002	Output Flange	1		●				
32	141.227	1328 306 026	Fork	1		●				
33	141.243	1327 306 007	Fork	1		●				
34	141.215	1328 312 005	Sliding Pad	2		●				
35	141.214	1328 334 004	Sliding Pad	2		●				

AS TRONIC 10AS2010

Date _____ Notes _____

04/2016

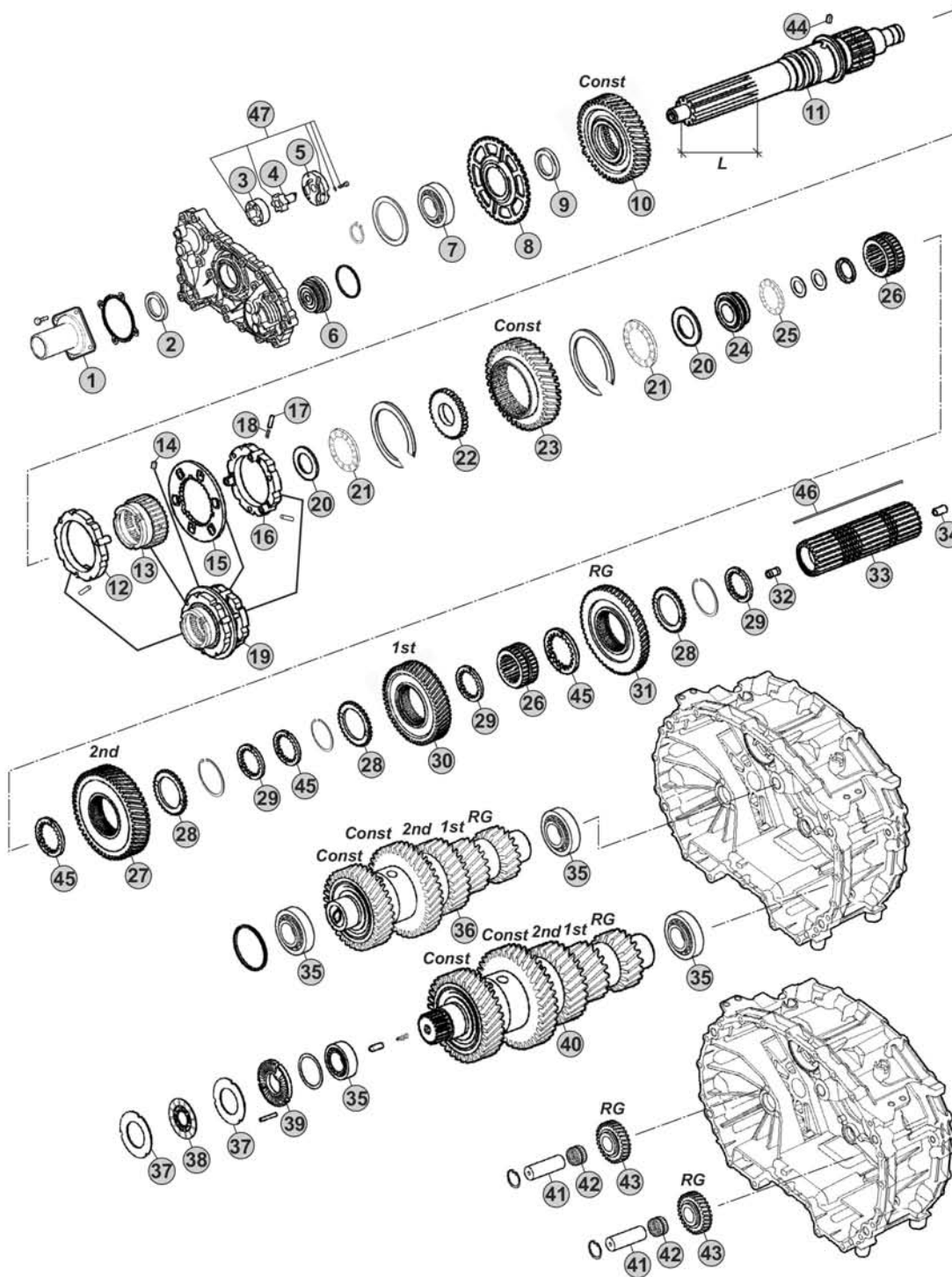


MODELS:

- AS TRONIC

VERSIONS:

- 10AS2300 (1348 xxx xxx)



Notes

10AS2300 R. 12,33-0,78

Our spare parts are not the originals but interchangeable with the originals ones. All original equipment manufacturers' numbers, pictures and models used in this catalogue are for reference only. Our products bear our trade-mark.

Our spare parts are not the originals but interchangeable with the originals ones. All original equipment manufacturers' numbers, pictures and models used in this catalogue are for reference only. Our products bear our trade-mark.

Fig.	CEI no.	ZF no.	Description	Q.ty	Notes	10AS2300				
1	128.327	1328 302 202	Front cover	1		●				
2	139.966	0734 319 847	Oil Seal 55x70x8	1		●				
3	189.678	1315 303 027	Rotor	1		●				
4	189.679	1314 202 039	Oil Pump Shaft	1		●				
5	189.728	1314 302 138	Oil Pump Cover	1		●				
6	188.272	1328 202 024	Piston	1		●				
7	130.823	0750 116 365	Bearing 65x120x23	1		●				
8	126.032	1328 302 024	Speedometer Gear	1		●				
9	269.320	0730 110 392	Thrust Washer	1		●				
10	145.993	1327 302 015	Constant Gear 46 T	1		●				
11	102.703	1328 302 082	Input Shaft	1		●				
12	119.272	1328 202 046	Synchronizer Ring	1		●				
13	154.422	1328 302 064	Sliding Sleeve	1		●				
14	160.261	1328 302 072	Lock Pin	1		●				
15	135.189	1328 302 132	Plate	1		●				
16	119.273	1328 202 048	Synchronizer Ring	1		●				
17	171.063	0635 470 046	Needle	3		●				
18	156.037	0732 040 385	Outer Spring De.6x34	3		●				
19	196.371	1328 298 001	Synchronizer Assy	1		●				
20	269.322	0730 111 066	Washer	2		●				
21	137.316	0735 301 274	Needle 43x73x8	2		●				
22	269.205	1328 302 061	Washer	1		●				
23	145.994	1327 304 015	Constant gear 40 T	1		●				
24	111.377	1328 302 075	Ring	1		●				
25	137.376	0735 321 381	Needle 30x52x7,5 mm	1		●				
26	155.246	1328 304 064	Sliding Hub	2		●				
27	244.058	1327 304 024	Gear 2nd Speed 48 T	1		●				
28	269.175	1314 304 119	Follower ring outer	3		●				
29	269.176	1314 304 008	Follower ring inner Th.7,00 mm	3		●				
30	244.059	1328 304 060	Gear 1st Speed 54 T	1		●				
31	244.060	1328 304 061	Reverse Gear 50 T	1		●				
32	189.729	1314 304 097	Oil Tube	1		●				
33	103.243	1327 304 032	Main shaft	1		●				
34	189.730	1314 332 043	Oil Tube	1		●				
35	130.993	0750 117 640	Bearing 50x90x28	4		●				
36	190.428	1327 203 054	Countershaft 19/19/28/38/44 T	1		●				
37	269.178	1314 303 077	Clutch disc	4		●				
38	269.793	0501 214 821	Clutch Disc	2		●				
39	128.226	1328 302 118	Cover	1		●				
40	190.429	1327 203 055	Countershaft 19/19/28/38/44 T	1		●				
41	107.269	1328 305 007	Reverse Shaft	2		●				
42	137.808	0735 321 454	Needle Cage	2		●				
43	147.302	1328 305 014	Reverse Gear 29 T	2		●				

AS TRONIC
10AS2300

Date

04/2016

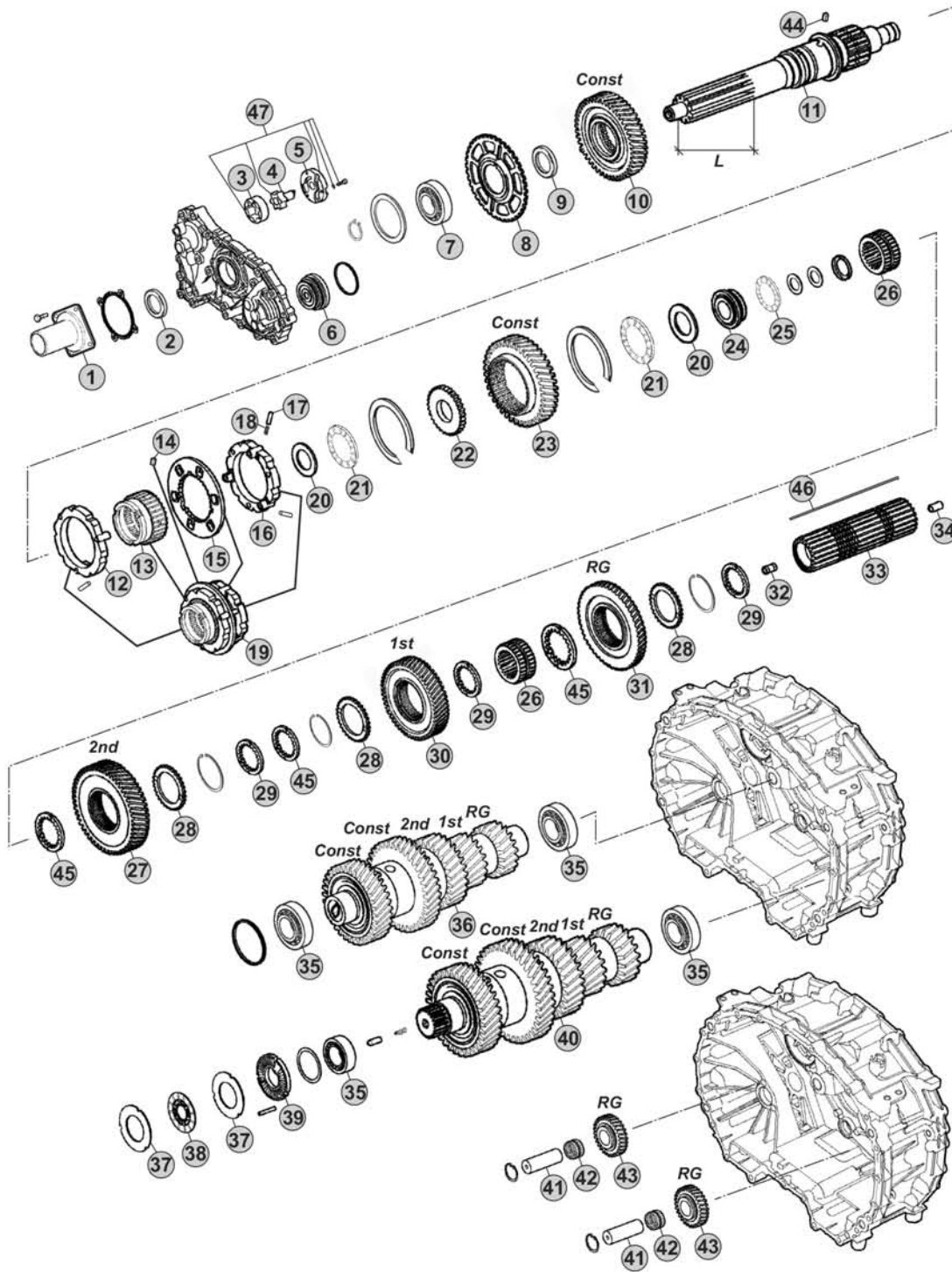
Notes

MODELS:

- AS TRONIC

VERSIONS:

- 10AS2300 (1348 xxx xxx)



Notes

10AS2300 R. 12,33-0,78

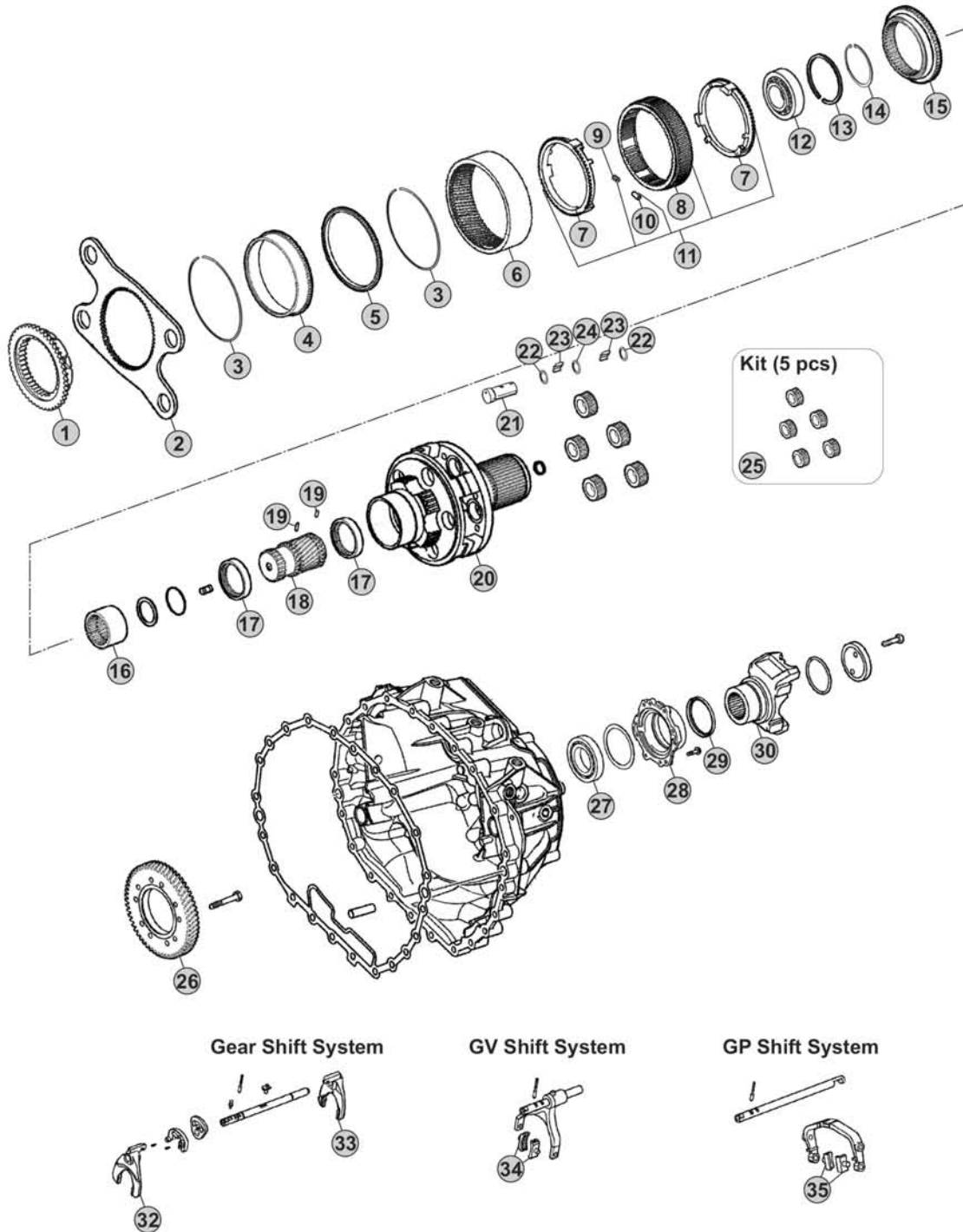
Our spare parts are not the originals but interchangeable with the originals ones. All original equipment manufacturers' numbers, pictures and models used in this catalogue are for reference only. Our products bear our trade-mark.

MODELS:

- AS TRONIC

VERSIONS:

- 10AS2300 (1348 xxx xxx)



Our spare parts are not the originals but interchangeable with the originals ones. All original equipment manufacturers' numbers, pictures and models used in this catalogue are for reference only. Our products bear our trade-mark.

Notes

10AS2300 R. 12,33-0,78

Our spare parts are not the originals but interchangeable with the originals ones. All original equipment manufacturers' numbers, pictures and models used in this catalogue are for reference only. Our products bear our trade-mark.

Fig.	CEI no.	ZF no.	Description	Q.ty	Notes	10AS2300				
1	109.748	1328 333 010	Synchronizer Cone	1		●				
2	298.146	1328 333 006	Flange GP	1		●				
3	111.373	0730 513 682	Retainer ring	2		●				
4	123.290	1358 332 221	Inside crown support 82 T	1		●				
5	119.274	1358 332 222	Synchronizer ring	1		●				
6	123.289	1328 332 045	Crown Gear 82 T	1		●				
7	119.269	1328 333 005	Synchronizer ring	2		●				
8	154.419	1358 333 012	Sliding Sleeve	1		●				
9	156.125	0732 040 929	Spring De.6x36	6		●				
10	171.069	0730 162 804	Cylinder roller	6		●				
11	298.894	1328 233 001	Synchro Kit	1		●				
12	130.981	0750 118 284	Bearing 100x130x30	1		●				
13	111.402	0630 513 139	Elastic Ring	1		●				
14	111.401	0730 513 745	Lock Ring A=2,50	1		●				
15	109.749	1328 333 009	Synchronizer Cone	1		●				
16	154.488	1328 304 068	Sliding Sleeve	1		●				
17	269.794	1358 332 223	Pressure Disc	2		●				
18	157.744	1328 332 030	Sun Gear 23 T	1		●				
19	160.279	7636 038 103	Pin	2		●				
20	190.430	1328 232 011	Planetary Carrier	1	W/out Retarder	●				
20	190.493	1358 232 201	Planetary Carrier	1	W/Retarder	●				
21	107.236	1328 332 041	Planetary pin	5		●				
22	269.009	0730 109 323	Spacer Ring	10		●				
23	171.062	0750 119 116	Needle 10x16,80 (140 pcs)	140		●				
24	269.647	0730 109 640	Thrust Washer T.9,00 mm	5		●				
25	298.248	1328 232 006	Planetary Gear Set	1		●				
26	244.191	6085 301 217	Gear 57 T	1	W/Retarder	●				
27	130.245	0750 116 394	Bearing 90x160x30	1		●				
28	128.328	1328 331 002	Cover	1		●				
29	139.633	0734 319 459	Seal Ring	1		●				
30		1348 332 001	Output Flange	1		●				
32	141.227	1328 306 026	Fork	1		●				
33	141.243	1327 306 007	Fork	1		●				
34	141.215	1328 312 005	Sliding Pad	2		●				
35	141.214	1328 334 004	Sliding Pad	2		●				

AS TRONIC
10AS2300

Date: 04/2016 Notes:

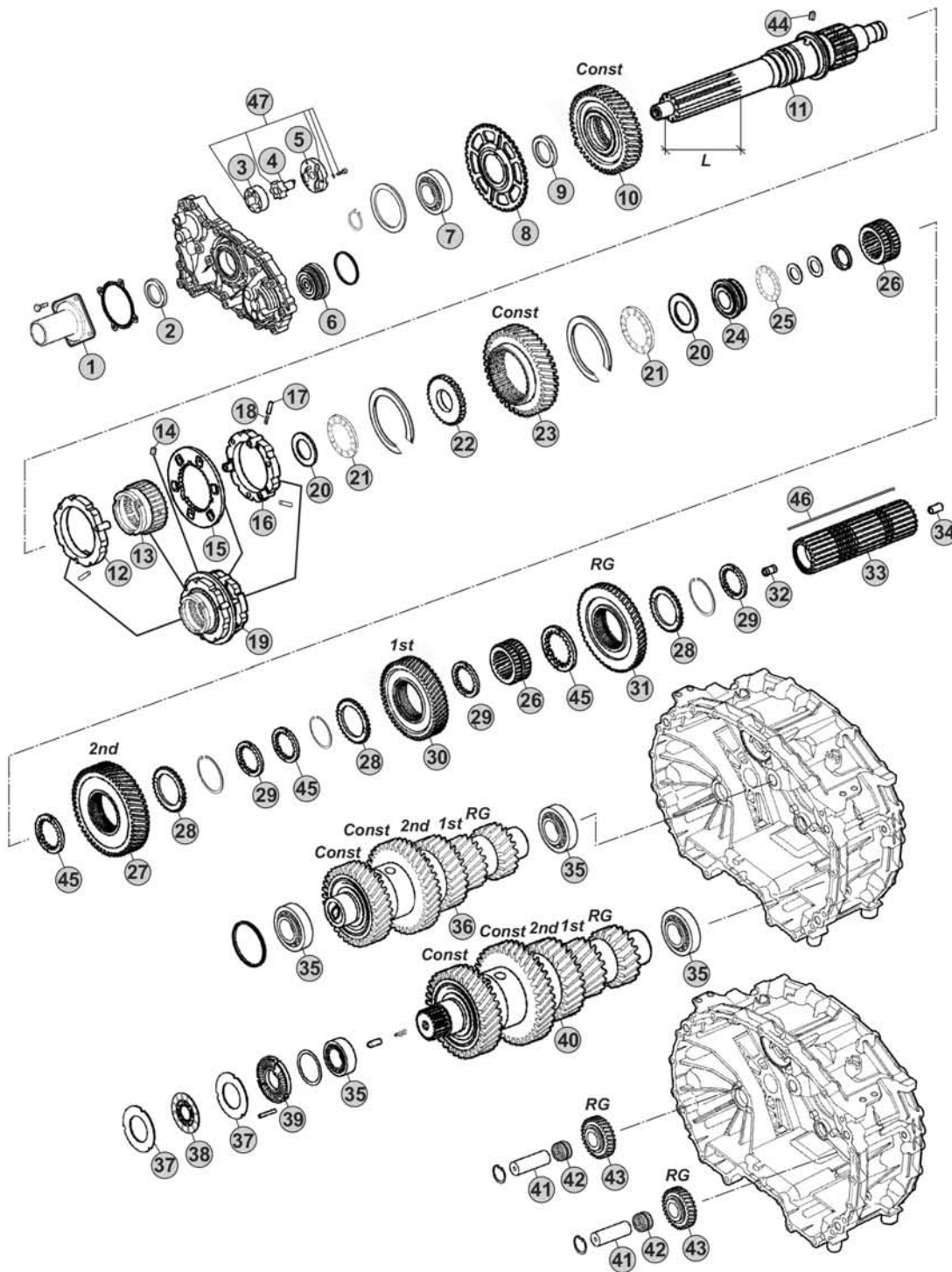


MODELS:

- AS TRONIC

VERSIONS:

- 10AS2310 (1337 xxx xxx)



Notes

10AS2310 R. 9,59-1,00

Our spare parts are not the originals but interchangeable with the originals ones. All original equipment manufacturers' numbers, pictures and models used in this catalogue are for reference only. Our products bear our trade-mark.

Our spare parts are not the originals but interchangeable with the originals ones. All original equipment manufacturers' numbers, pictures and models used in this catalogue are for reference only. Our products bear our trade-mark.

Fig.	CEI no.	ZF no.	Description	Q.ty	Notes	10AS2310				
1	128.327	1328 302 202	Front cover	1		●				
2	139.966	0734 319 847	Oil Seal 55x70x8	1		●				
3	189.678	1315 303 027	Rotor	1		●				
4	189.679	1314 202 039	Oil Pump Shaft	1		●				
5	189.728	1314 302 138	Oil Pump Cover	1		●				
6	188.272	1328 202 024	Piston	1		●				
7	130.823	0750 116 365	Bearing 65x120x23	1		●				
8	126.032	1328 302 024	Speedometer Gear	1		●				
9	269.320	0730 110 392	Thrust Washer	1		●				
10	145.993	1327 302 015	Constant Gear 46 T	1		●				
11	103.220	1328 302 078	Input Shaft L=110 mm	1		●				
12	119.272	1328 202 046	Synchronizer Ring	1		●				
13	154.422	1328 302 064	Sliding Sleeve	1		●				
14	160.261	1328 302 072	Lock Pin	1		●				
15	135.189	1328 302 132	Plate	1		●				
16	119.273	1328 202 048	Synchronizer Ring	1		●				
17	171.063	0635 470 046	Needle	3		●				
18	156.037	0732 040 385	Outer Spring De.6x34	3		●				
19	196.371	1328 298 001	Synchronizer Assy	1		●				
20	269.322	0730 111 066	Washer	2		●				
21	137.316	0735 301 274	Needle 43x73x8	2		●				
22	269.205	1328 302 061	Washer	1		●				
23	145.994	1327 304 015	Constant gear 40 T	1		●				
24	111.377	1328 302 075	Ring	1		●				
25	137.376	0735 321 381	Needle 30x52x7,5 mm	1		●				
26	155.246	1328 304 064	Sliding Hub	2		●				
27	244.058	1327 304 024	Gear 2nd Speed 48 T	1		●				
28	269.175	1314 304 119	Follower ring outer	3		●				
29	269.176	1314 304 008	Follower ring inner Th.7,00 mm	3		●				
30	244.059	1328 304 060	Gear 1st Speed 54 T	1		●				
31	244.060	1328 304 061	Reverse Gear 50 T	1		●				
32	189.729	1314 304 097	Oil Tube	1		●				
33	103.243	1327 304 032	Main shaft	1		●				
34	189.730	1314 332 043	Oil Tube	1		●				
35	130.993	0750 117 640	Bearing 50x90x28	4		●				
36	190.428	1327 203 054	Countershaft 19/19/28/38/44 T	1		●				
37	269.178	1314 303 077	Clutch disc	4		●				
38	269.793	0501 214 821	Clutch Disc	2		●				
39	128.226	1328 302 118	Cover	1		●				
40	190.429	1327 203 055	Countershaft 19/19/28/38/44 T	1		●				
41	107.269	1328 305 007	Reverse Shaft	2		●				
42	137.808	0735 321 454	Needle Cage	2		●				
43	147.302	1328 305 014	Reverse Gear 29 T	2		●				

AS TRONIC
10AS2310

Date

04/2016

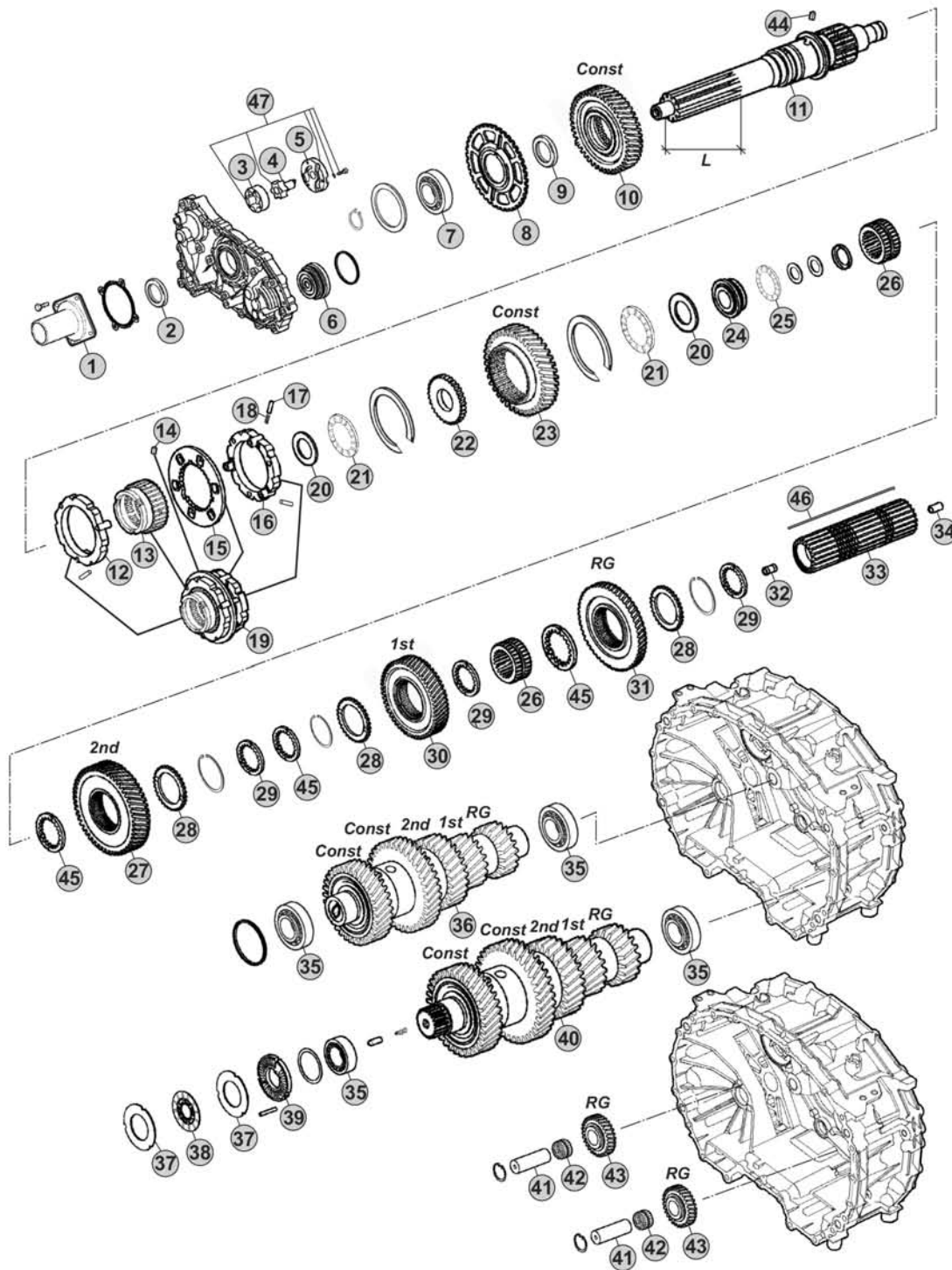
Notes

MODELS:

- AS TRONIC

VERSIONS:

- 10AS2310 (1337 xxx xxx)



Notes

10AS2310 R. 9,59-1,00

Our spare parts are not the originals but interchangeable with the originals ones. All original equipment manufacturers' numbers, pictures and models used in this catalogue are for reference only. Our products bear our trade-mark.

10AS2310

Our spare parts are not the originals but interchangeable with the originals ones. All original equipment manufacturers' numbers, pictures and models used in this catalogue are for reference only. Our products bear our trade-mark.

Fig.	CEI no.	ZF no.	Description	Q.ty	Notes					
44	160.261	1328 302 072	Lock Pin	1		●				
45	269.176	1314 304 008	Follower ring inner Th.7,00 mm	3		●				
45	269.354	1327 304 033	Spacer Th 7,05 mm	3		●				
45	269.355	1327 304 034	Spacer Th.7,10 mm	3		●				
45	269.356	1327 304 035	Spacer Th.7,15 mm	3		●				
45	269.357	1327 304 036	Spacer Th.7,20 mm	3		●				
46	189.653	1328 304 035	Key	1		●				
47	280.823	1314 202 055	Oil Pump Kit	1		●				

AS TRONIC
10AS2310

Date 04/2016 Notes

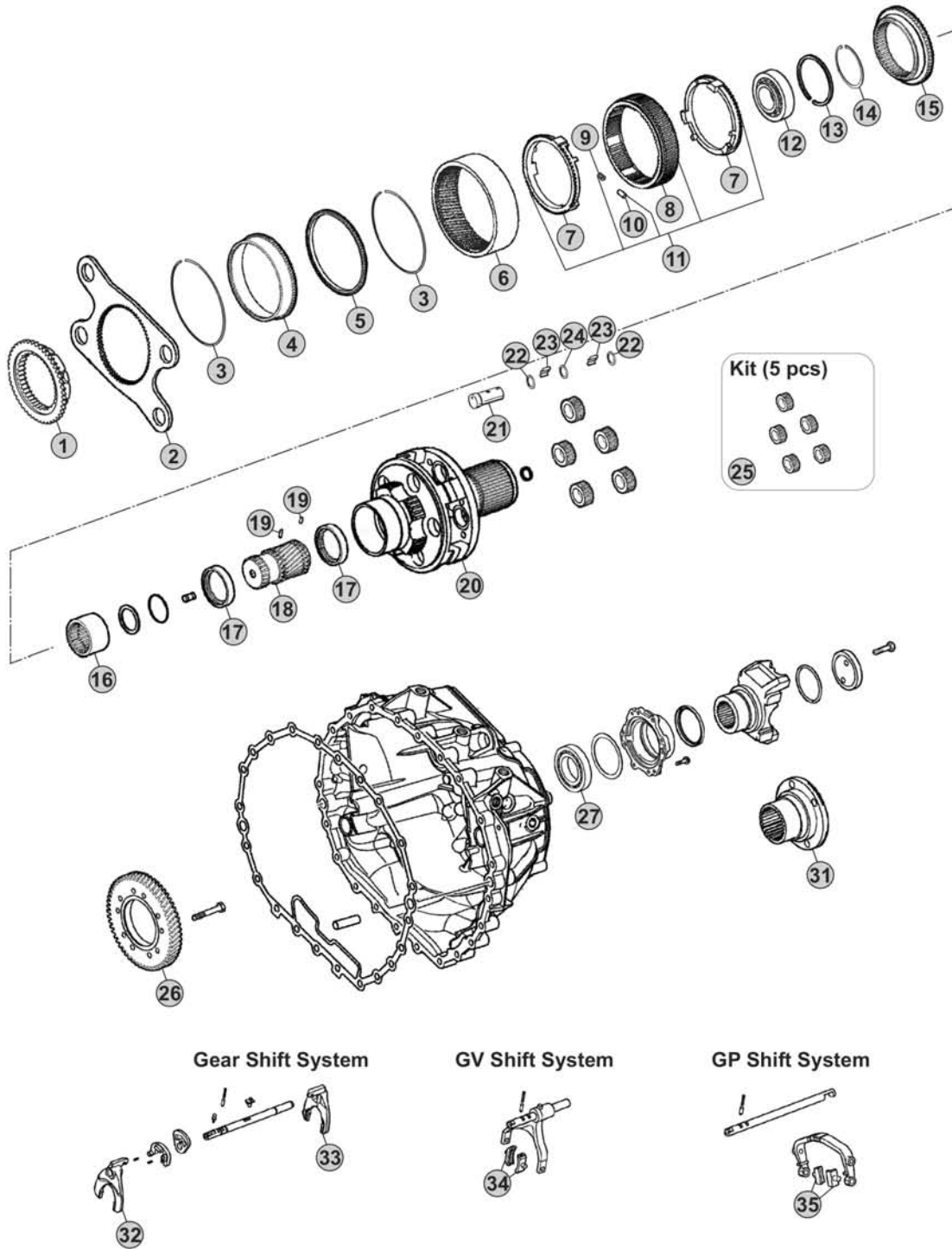


MODELS:

- AS TRONIC

VERSIONS:

- 10AS2310 (1337 xxx xxx)



Our spare parts are not the originals but interchangeable with the originals ones. All original equipment manufacturers' numbers, pictures and models used in this catalogue are for reference only. Our products bear our trade-mark.

Notes

10AS2310 R. 9,59-1,00

Our spare parts are not the originals but interchangeable with the originals ones. All original equipment manufacturers' numbers, pictures and models used in this catalogue are for reference only. Our products bear our trade-mark.

Fig.	CEI no.	ZF no.	Description	Q.ty	Notes	10AS2310						
1	109.748	1328 333 010	Synchronizer Cone	1		●						
2	298.146	1328 333 006	Flange GP	1		●						
3	111.373	0730 513 682	Retainer ring	2		●						
4	123.290	1358 332 221	Inside crown support 82 T	1		●						
5	119.274	1358 332 222	Synchronizer ring	1		●						
6	123.289	1328 332 045	Crown Gear 82 T	1		●						
7	119.269	1328 333 005	Synchronizer ring	2		●						
8	154.419	1358 333 012	Sliding Sleeve	1		●						
9	156.125	0732 040 929	Spring De.6x36	6		●						
10	171.069	0730 162 804	Cylinder roller	6		●						
11	298.894	1328 233 001	Synchro Kit	1		●						
12	130.981	0750 118 284	Bearing 100x130x30	1		●						
13	111.402	0630 513 139	Elastic Ring	1		●						
14	111.401	0730 513 745	Lock Ring A=2,50	1		●						
15	109.749	1328 333 009	Synchronizer Cone	1		●						
16	154.488	1328 304 068	Sliding Sleeve	1		●						
17	269.794	1358 332 223	Pressure Disc	2		●						
18	157.744	1328 332 030	Sun Gear 23 T	1		●						
19	160.279	7636 038 103	Pin	2		●						
20	190.430	1328 232 011	Planetary Carrier	1	W/out Retarder	●						
20	190.493	1358 232 201	Planetary Carrier	1	W/Retarder	●						
21	107.236	1328 332 041	Planetary pin	5		●						
22	269.009	0730 109 323	Spacer Ring	10		●						
23	171.062	0750 119 116	Needle 10x16,80 (140 pcs)	140		●						
24	269.647	0730 109 640	Thrust Washer T.9,00 mm	5		●						
25	298.248	1328 232 006	Planetary Gear Set	1		●						
26	244.191	6085 301 217	Gear 57 T	1	W/Retarder	●						
27	130.245	0750 116 394	Bearing 90x160x30	1		●						
31		1348 332 002	Output Flange	1		●						
32	141.227	1328 306 026	Fork	1		●						
33	141.243	1327 306 007	Fork	1		●						
34	141.215	1328 312 005	Sliding Pad	2		●						
35	141.214	1328 334 004	Sliding Pad	2		●						

AS TRONIC
10AS2310

Date 04/2016 Notes _____

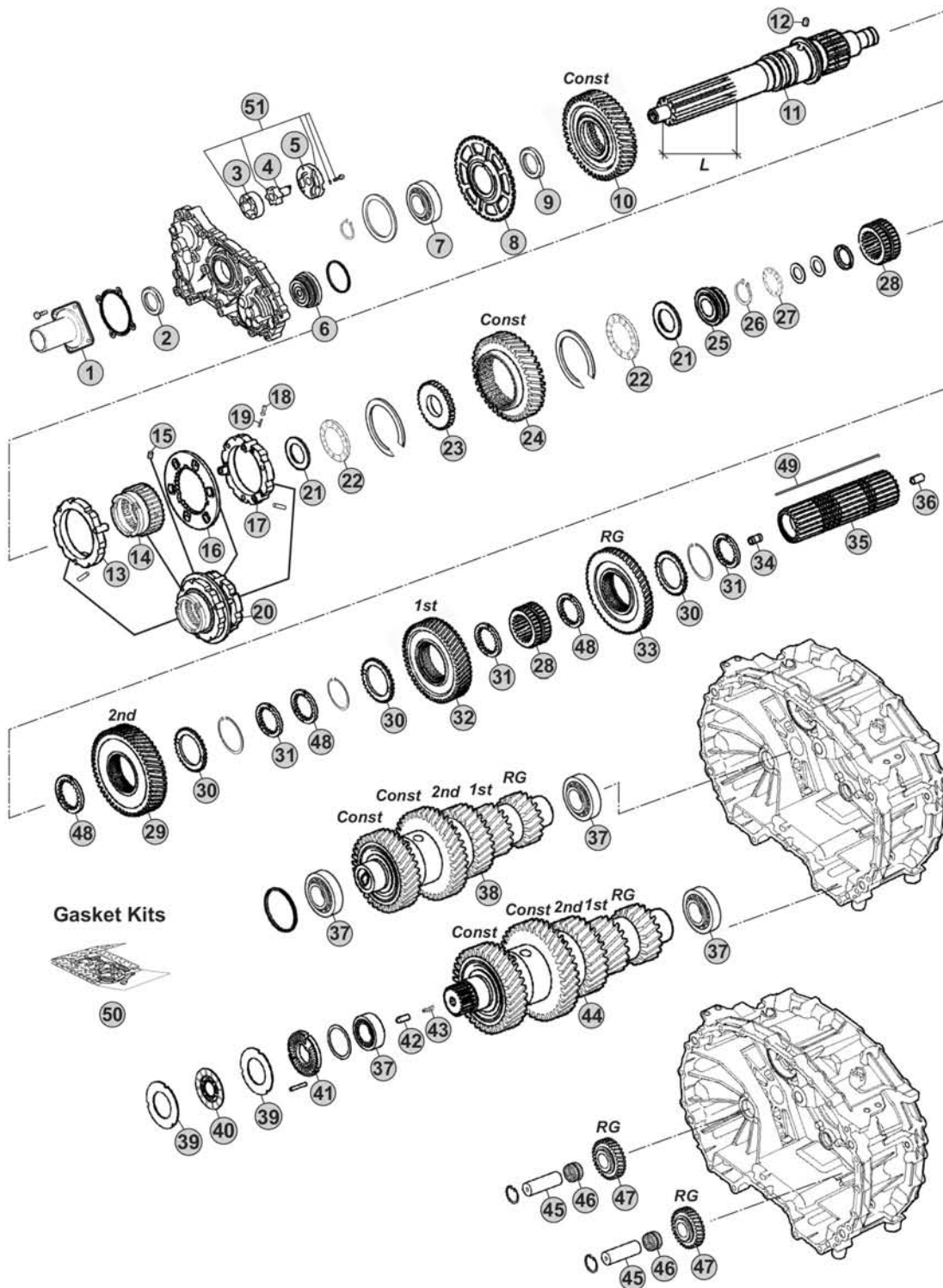


MODELS:

- AS TRONIC

VERSIONS:

- 12AS1630 (1327 xxx xxx)



Notes

12AS1630 R. 15,86-1,00

Our spare parts are not the originals but interchangeable with the originals ones. All original equipment manufacturers' numbers, pictures and models used in this catalogue are for reference only. Our products bear our trade-mark.

Fig.	CEI no.	ZF no.	Description	Q.ty	Notes	12AS1630			
1	128.327	1328 302 202	Front cover	1		●			
2	139.966	0734 319 847	Oil Seal 55x70x8	1		●			
3	189.678	1315 303 027	Rotor	1		●			
4	189.679	1314 202 039	Oil Pump Shaft	1		●			
5	189.728	1314 302 138	Oil Pump Cover	1		●			
6	188.272	1328 202 024	Piston	1		●			
7	130.823	0750 116 365	Bearing 65x120x23	1		●			
8	126.032	1328 302 024	Speedometer Gear	1		●			
9	269.320	0730 110 392	Thrust Washer	1		●			
10	244.013	1327 302 005	Constant Gear 36 T	1		●			
11	103.282	1328 302 077	Input Shaft L=116 mm	1		●			
11	103.220	1328 302 078	Input Shaft L=110 mm	1		●			
12	160.261	1328 302 072	Lock Pin	1		●			
13	119.272	1328 202 046	Synchronizer Ring	1		●			
14	154.422	1328 302 064	Sliding Sleeve	1		●			
15	160.261	1328 302 072	Lock Pin	1		●			
16	135.189	1328 302 132	Plate	1		●			
17	119.286	1328 202 043	Synchronizer Ring	1		●			
18	171.063	0635 470 046	Needle	3		●			
19	156.037	0732 040 385	Outer Spring De.6x34	3		●			
20	196.374	1328 298 002	Synchronizer Assy	1		●			
21	269.322	0730 111 066	Washer	2		●			
22	137.316	0735 301 274	Needle 43x73x8	2		●			
23	269.205	1328 302 061	Washer	1		●			
24	145.994	1327 304 015	Constant gear 40 T	1		●			
25	111.377	1328 302 075	Ring	1		●			
26	139.863	0730 513 641	Retaining Ring T.2,00	1		●			
27	137.376	0735 321 381	Needle 30x52x7,5 mm	1		●			
28	155.246	1328 304 064	Sliding Hub	2		●			
29	244.058	1327 304 024	Gear 2nd Speed 48 T	1		●			
30	269.175	1314 304 119	Follower ring outer	3		●			
31	269.176	1314 304 008	Follower ring inner Th.7,00 mm	3		●			
32	244.059	1328 304 060	Gear 1st Speed 54 T	1		●			
33	244.060	1328 304 061	Reverse Gear 50 T	1		●			
34	189.729	1314 304 097	Oil Tube	1		●			
35	103.243	1327 304 032	Main shaft	1		●			
36	189.730	1314 332 043	Oil Tube	1		●			
37	130.993	0750 117 640	Bearing 50x90x28	4		●			
38	190.426	1327 203 043	Countershaft 19/19/28/38/44 T	1		●			
39	269.178	1314 303 077	Clutch disc	4		●			
40	269.793	0501 214 821	Clutch Disc	2		●			
41	128.226	1328 302 118	Cover	1		●			
42	160.303	0731 208 242	Pin	1		●			

AS TRONIC
12AS1630

Date

04/2016

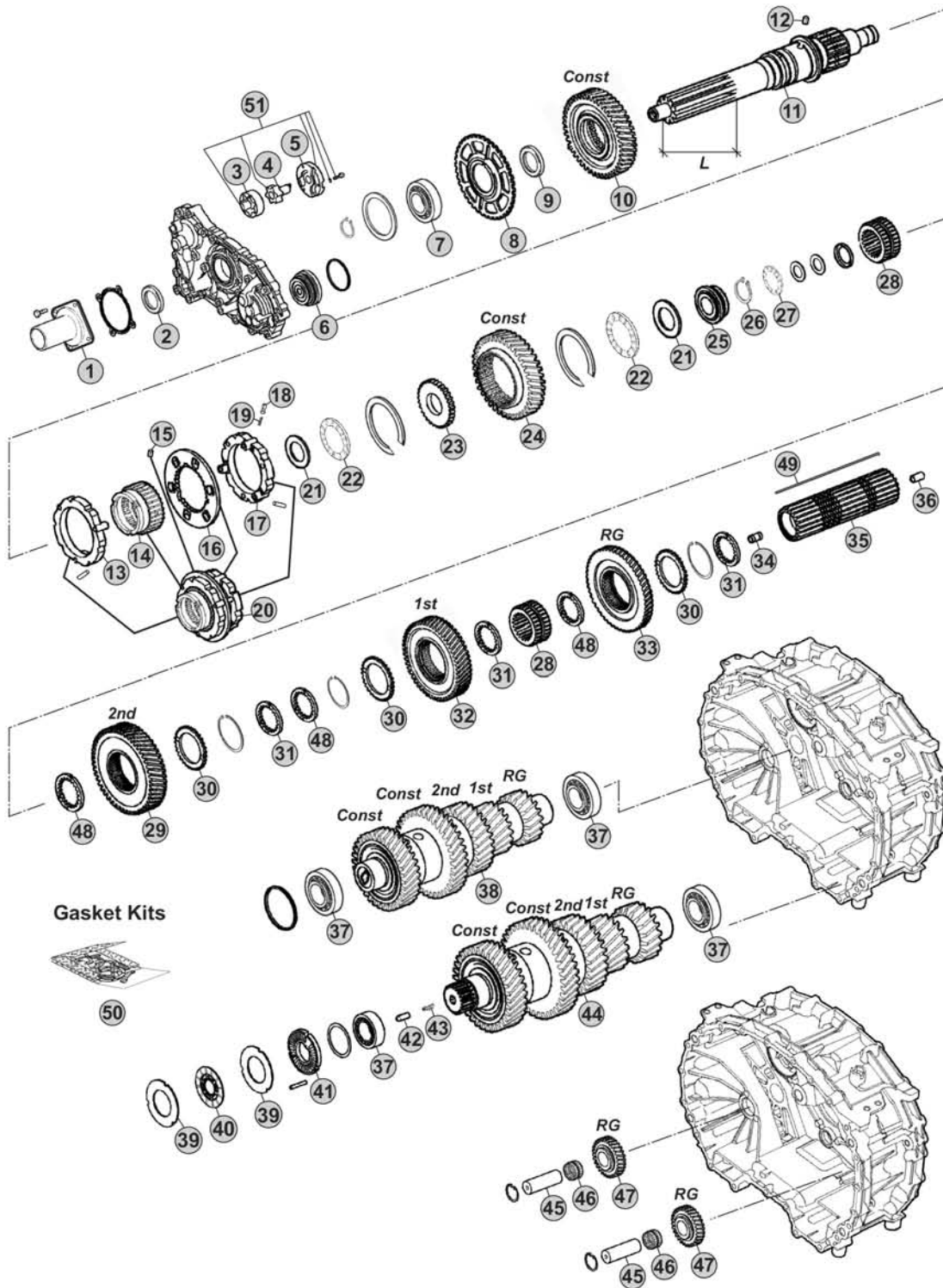
Notes

MODELS:

- AS TRONIC

VERSIONS:

- 12AS1630 (1327 xxx xxx)



Notes

12AS1630 R. 15,86-1,00

Our spare parts are not the originals but interchangeable with the originals ones. All original equipment manufacturers' numbers, pictures and models used in this catalogue are for reference only. Our products bear our trade-mark.

Fig.	CEI no.	ZF no.	Description	Q.ty	Notes	12AS1630			
43	156.212	0732 042 766	Spring	1		●			
44	190.427	1327 203 045	Countershaft 19/19/28/38/44 T	1		●			
45	107.269	1328 305 007	Reverse Shaft	2		●			
46	137.808	0735 321 454	Needle Cage	2		●			
47	147.302	1328 305 014	Reverse Gear 29 T	2		●			
48	269.176	1314 304 008	Follower ring inner Th.7,00 mm	3		●			
48	269.354	1327 304 033	Spacer Th 7,05 mm	3		●			
48	269.355	1327 304 034	Spacer Th.7,10 mm	3		●			
48	269.356	1327 304 035	Spacer Th.7,15 mm	3		●			
48	269.357	1327 304 036	Spacer Th.7,20 mm	3		●			
49	189.653	1328 304 035	Key	1		●			
50	298.158	1327 298 001	Gasket Kit	1		●			
51	280.823	1314 202 055	Oil Pump Kit	1		●			

AS TRONIC
12AS1630

Date 04/2016 Notes

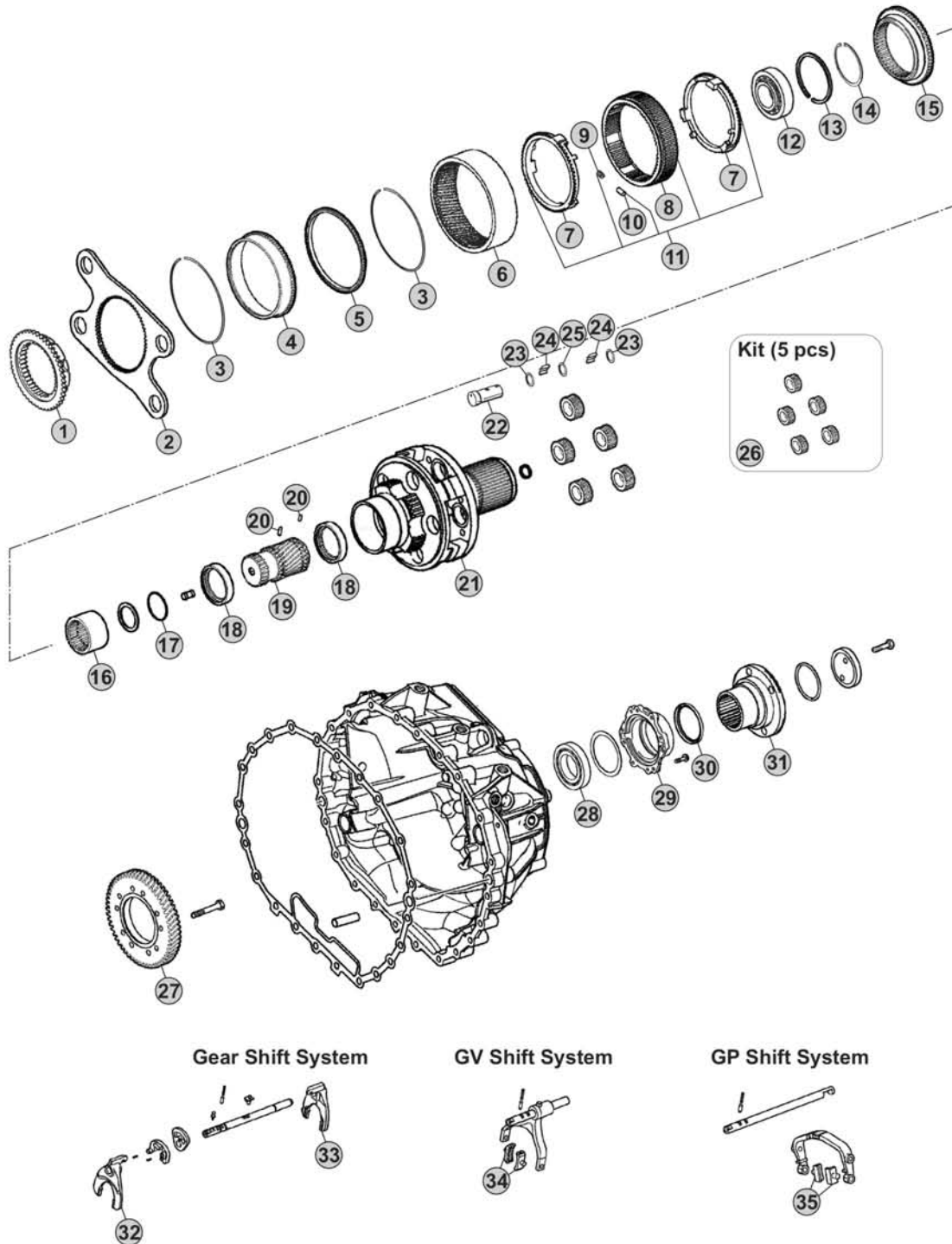


MODELS:

- AS TRONIC

VERSIONS:

- 12AS1630 (1327 xxx xxx)



Our spare parts are not the originals but interchangeable with the originals ones. All original equipment manufacturers' numbers, pictures and models used in this catalogue are for reference only. Our products bear our trade-mark.

Notes

12AS1630 R. 15,86-1,00

Our spare parts are not the originals but interchangeable with the originals ones. All original equipment manufacturers' numbers, pictures and models used in this catalogue are for reference only. Our products bear our trade-mark.

Fig.	CEI no.	ZF no.	Description	Q.ty	Notes	12AS1630				
1	109.748	1328 333 010	Synchronizer Cone	1		●				
2	298.146	1328 333 006	Flange GP	1		●				
3	111.373	0730 513 682	Retainer ring	2		●				
4	123.290	1358 332 221	Inside crown support 82 T	1		●				
5	119.274	1358 332 222	Synchronizer ring	1		●				
6	123.289	1328 332 045	Crown Gear 82 T	1		●				
7	119.269	1328 333 005	Synchronizer ring	2		●				
8	154.419	1358 333 012	Sliding Sleeve	1		●				
9	156.125	0732 040 929	Spring De.6x36	6		●				
10	171.069	0730 162 804	Cylinder roller	6		●				
11	298.894	1328 233 001	Synchro Kit	1		●				
12	130.981	0750 118 284	Bearing 100x130x30	1		●				
13	111.402	0630 513 139	Elastic Ring	1		●				
14	111.401	0730 513 745	Lock Ring A=2,50	1		●				
15	109.749	1328 333 009	Synchronizer Cone	1		●				
16	154.488	1328 304 068	Sliding Sleeve	1		●				
17	111.406	0630 502 218	Lock Ring 64x2	1		●				
18	269.794	1358 332 223	Pressure Disc	2		●				
19	157.744	1328 332 030	Sun Gear 23 T	1		●				
20	160.279	7636 038 103	Pin	2		●				
21	190.430	1328 232 011	Planetary Carrier	1	W/out Retarder	●				
21	190.493	1358 232 201	Planetary Carrier	1	W/Retarder	●				
22	107.236	1328 332 041	Planetary pin	5		●				
23	269.009	0730 109 323	Spacer Ring	10		●				
24	171.062	0750 119 116	Needle 10x16,80 (140 pcs)	140		●				
25	269.647	0730 109 640	Thrust Washer T.9,00 mm	5		●				
26	298.248	1328 232 006	Planetary Gear Set	1		●				
27	244.191	6085 301 217	Gear 57 T	1	With Retarder	●				
28	130.245	0750 116 394	Bearing 90x160x30	1		●				
29	128.328	1328 331 002	Cover	1		●				
30	139.633	0734 319 459	Seal Ring	1		●				
31	197.258	1314 332 054	Output Flange	1		●				
32	141.227	1328 306 026	Fork	1		●				
33	141.243	1327 306 007	Fork	1		●				
34	141.215	1328 312 005	Sliding Pad	2		●				
35	141.214	1328 334 004	Sliding Pad	2		●				



Date _____ Notes _____

04/2016

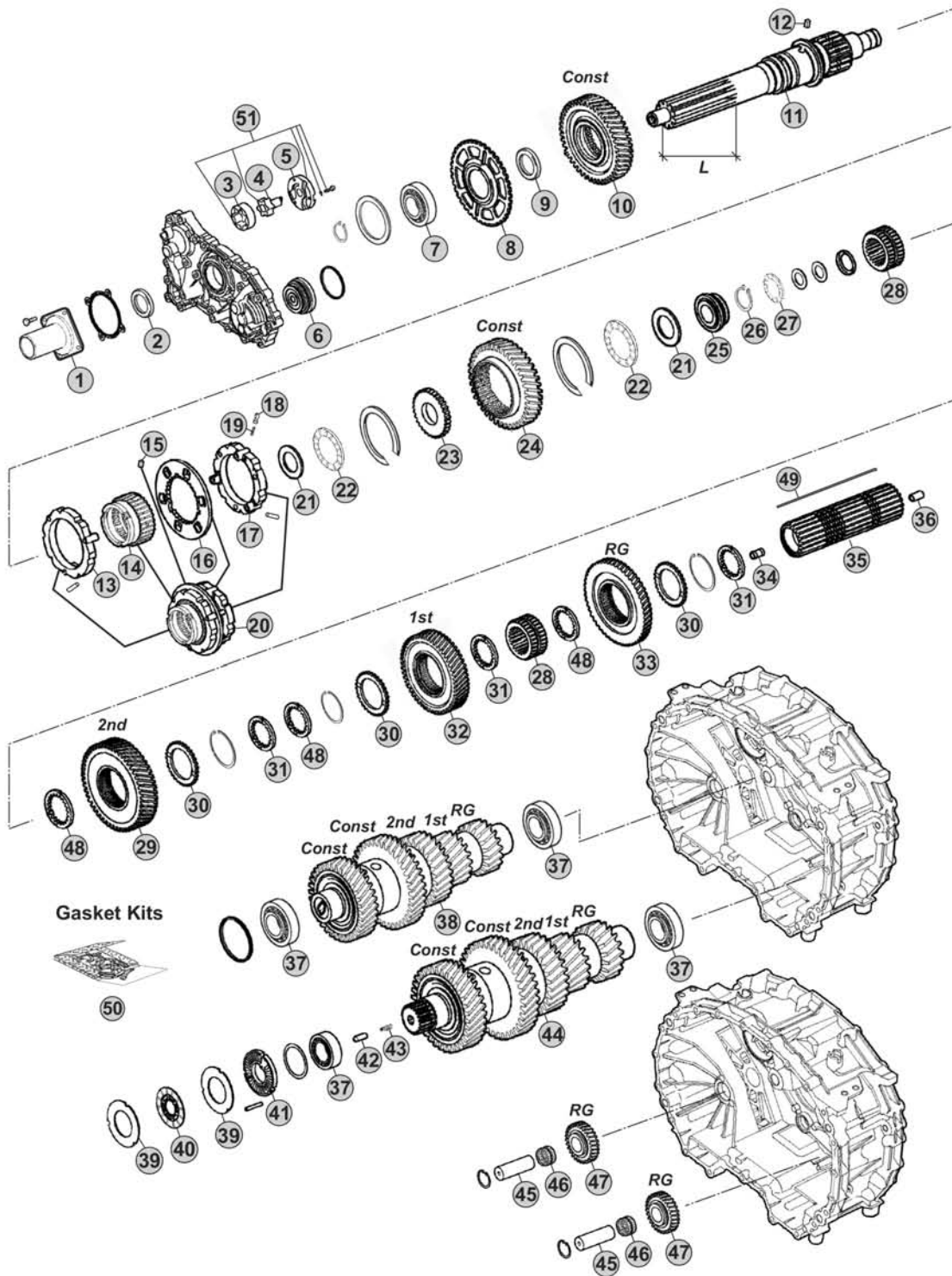


MODELS:

- AS TRONIC

VERSIONS:

- 12AS1631 (1327 xxx xxx)



Notes

12AS1631 R. 15,86-1,00

Our spare parts are not the originals but interchangeable with the originals ones. All original equipment manufacturers' numbers, pictures and models used in this catalogue are for reference only. Our products bear our trade-mark.

Fig.	CEI no.	ZF no.	Description	Q.ty	Notes	12AS1631			
1	128.327	1328 302 202	Front cover	1		●			
2	139.966	0734 319 847	Oil Seal 55x70x8	1		●			
3	189.678	1315 303 027	Rotor	1		●			
4	189.679	1314 202 039	Oil Pump Shaft	1		●			
5	189.728	1314 302 138	Oil Pump Cover	1		●			
6	188.272	1328 202 024	Piston	1		●			
7	130.823	0750 116 365	Bearing 65x120x23	1		●			
8	126.032	1328 302 024	Speedometer Gear	1		●			
9	269.320	0730 110 392	Thrust Washer	1		●			
10	244.013	1327 302 005	Constant Gear 36 T	1		●			
11	103.282	1328 302 077	Input Shaft L=116 mm	1		●			
11	103.220	1328 302 078	Input Shaft L=110 mm	1		●			
12	160.261	1328 302 072	Lock Pin	1		●			
13	119.272	1328 202 046	Synchronizer Ring	1		●			
14	154.422	1328 302 064	Sliding Sleeve	1		●			
15	160.261	1328 302 072	Lock Pin	1		●			
16	135.189	1328 302 132	Plate	1		●			
17	119.286	1328 202 043	Synchronizer Ring	1		●			
18	171.063	0635 470 046	Needle	3		●			
19	156.037	0732 040 385	Outer Spring De.6x34	3		●			
20	196.374	1328 298 002	Synchronizer Assy	1		●			
21	269.322	0730 111 066	Washer	2		●			
22	137.316	0735 301 274	Needle 43x73x8	2		●			
23	269.205	1328 302 061	Washer	1		●			
24	145.994	1327 304 015	Constant gear 40 T	1		●			
25	111.377	1328 302 075	Ring	1		●			
26	139.863	0730 513 641	Retaining Ring T.2,00	1		●			
27	137.376	0735 321 381	Needle 30x52x7,5 mm	1		●			
28	155.246	1328 304 064	Sliding Hub	2		●			
29	244.058	1327 304 024	Gear 2nd Speed 48 T	1		●			
30	269.175	1314 304 119	Follower ring outer	3		●			
31	269.176	1314 304 008	Follower ring inner Th.7,00 mm	3		●			
32	244.059	1328 304 060	Gear 1st Speed 54 T	1		●			
33	244.060	1328 304 061	Reverse Gear 50 T	1		●			
34	189.729	1314 304 097	Oil Tube	1		●			
35	103.243	1327 304 032	Main shaft	1		●			
36	189.730	1314 332 043	Oil Tube	1		●			
37	130.993	0750 117 640	Bearing 50x90x28	4		●			
38	190.426	1327 203 043	Countershaft 19/19/28/38/44 T	1		●			
39	269.178	1314 303 077	Clutch disc	4		●			
40	269.793	0501 214 821	Clutch Disc	2		●			
41	128.226	1328 302 118	Cover	1		●			
42	160.303	0731 208 242	Pin	1		●			

AS TRONIC
12AS1631

Date

Notes

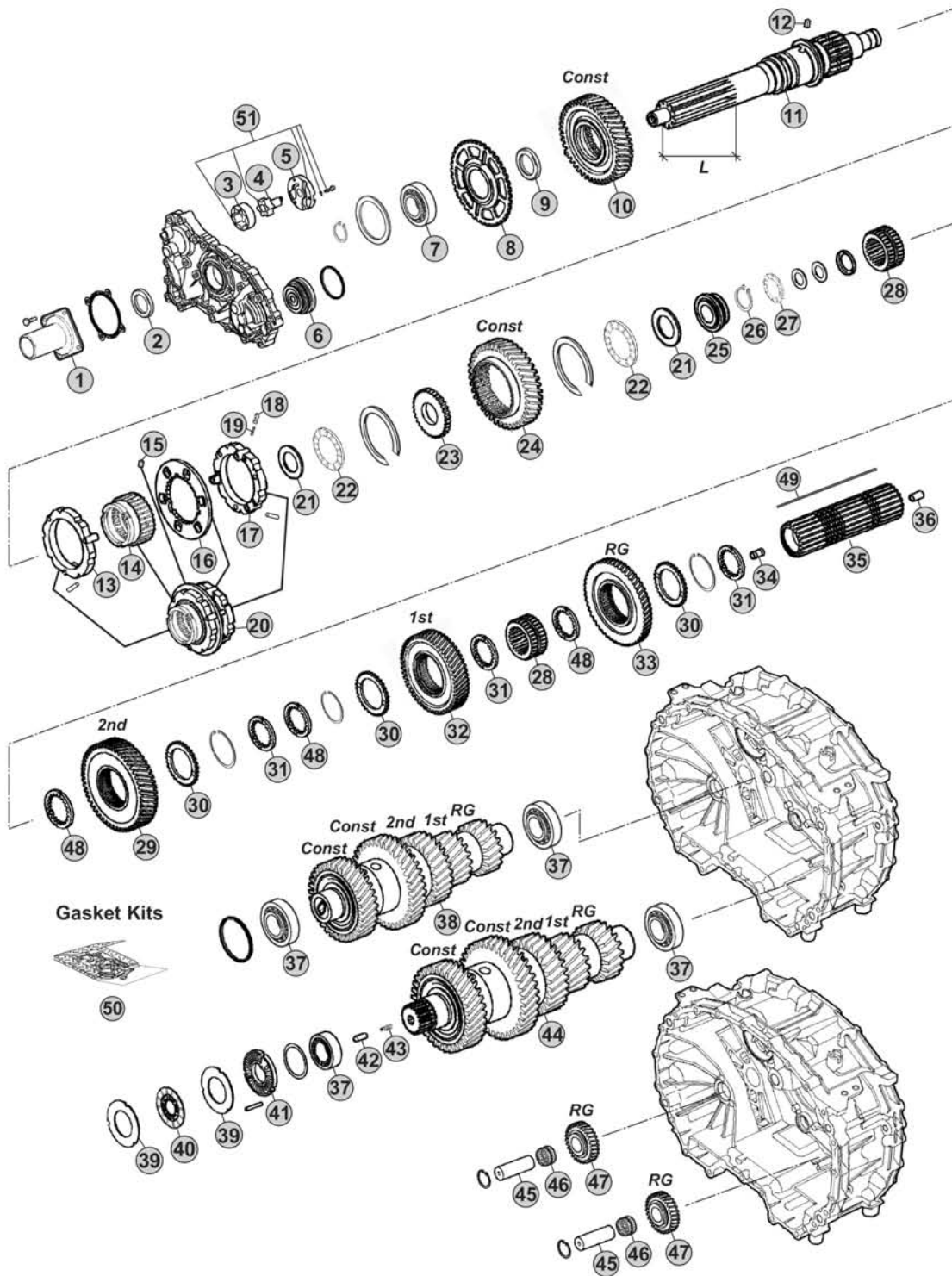
04/2016

MODELS:

- AS TRONIC

VERSIONS:

- 12AS1631 (1327 xxx xxx)



Notes

12AS1631 R. 15,86-1,00

Our spare parts are not the originals but interchangeable with the originals ones. All original equipment manufacturers' numbers, pictures and models used in this catalogue are for reference only. Our products bear our trade-mark.

Fig.	CEI no.	ZF no.	Description	Q.ty	Notes	12AS1631				
43	156.212	0732 042 766	Spring	1		●				
44	190.427	1327 203 045	Countershaft 19/19/28/38/44 T	1		●				
45	107.269	1328 305 007	Reverse Shaft	2		●				
46	137.808	0735 321 454	Needle Cage	2		●				
47	147.302	1328 305 014	Reverse Gear 29 T	2		●				
48	269.176	1314 304 008	Follower ring inner Th.7,00 mm	3		●				
48	269.354	1327 304 033	Spacer Th 7,05 mm	3		●				
48	269.355	1327 304 034	Spacer Th.7,10 mm	3		●				
48	269.356	1327 304 035	Spacer Th.7,15 mm	3		●				
48	269.357	1327 304 036	Spacer Th.7,20 mm	3		●				
49	189.653	1328 304 035	Key	1		●				
50	298.158	1327 298 001	Gasket Kit	1		●				
51	280.823	1314 202 055	Oil Pump Kit	1		●				

AS TRONIC
12AS1631

Date
04/2016

Notes

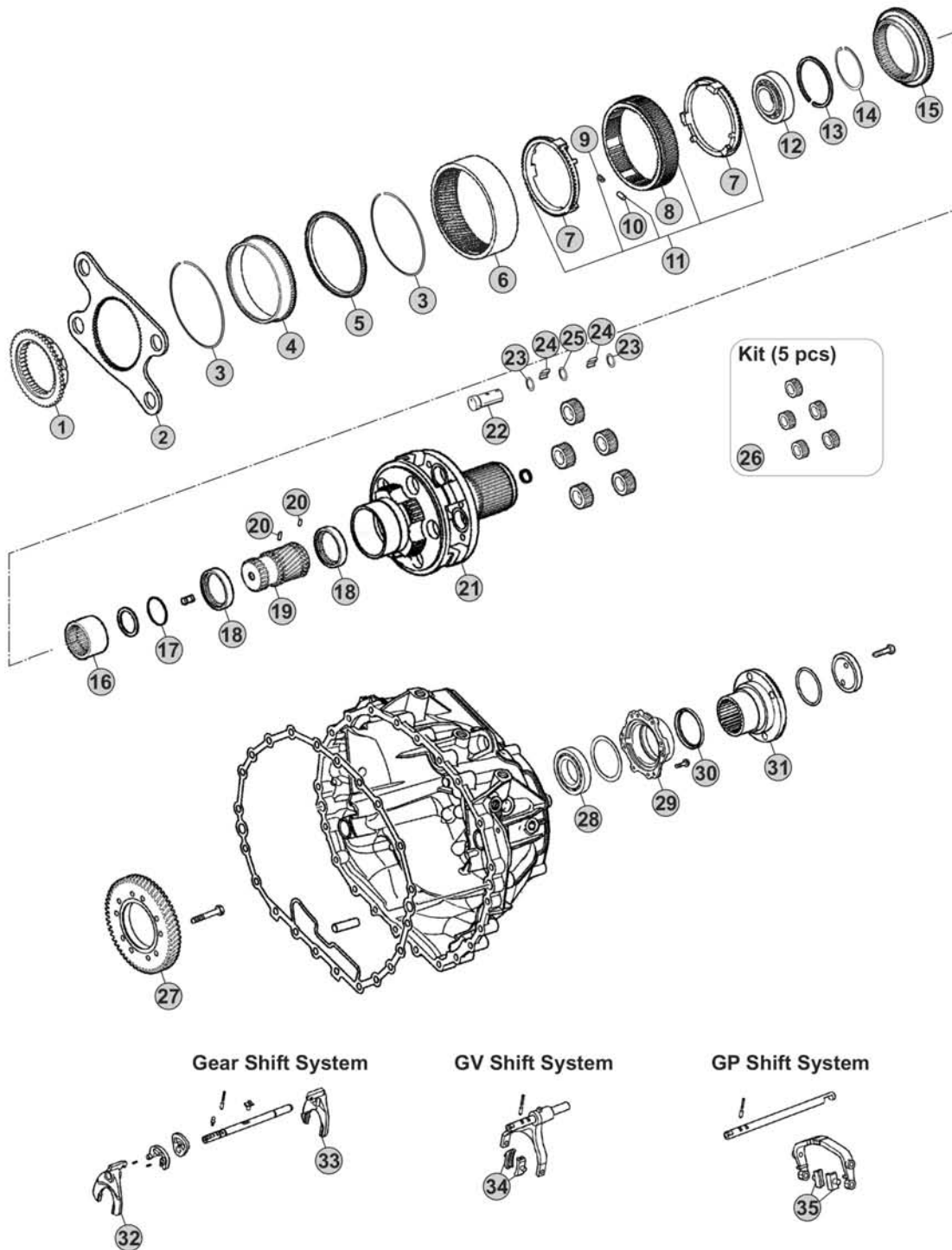


MODELS:

- AS TRONIC

VERSIONS:

- 12AS1631 (1327 xxx xxx)



Our spare parts are not the originals but interchangeable with the originals ones. All original equipment manufacturers' numbers, pictures and models used in this catalogue are for reference only. Our products bear our trade-mark.

Notes

12AS1631 R. 15,86-1,00

Our spare parts are not the originals but interchangeable with the originals ones. All original equipment manufacturers' numbers, pictures and models used in this catalogue are for reference only. Our products bear our trade-mark.

Fig.	CEI no.	ZF no.	Description	Q.ty	Notes	<i>12AS1631</i>			
1	109.748	1328 333 010	Synchronizer Cone	1		●			
2	298.146	1328 333 006	Flange GP	1		●			
3	111.373	0730 513 682	Retainer ring	2		●			
4	123.290	1358 332 221	Inside crown support 82 T	1		●			
5	119.274	1358 332 222	Synchronizer ring	1		●			
6	123.289	1328 332 045	Crown Gear 82 T	1		●			
7	119.269	1328 333 005	Synchronizer ring	2		●			
8	154.419	1358 333 012	Sliding Sleeve	1		●			
9	156.125	0732 040 929	Spring De.6x36	6		●			
10	171.069	0730 162 804	Cylinder roller	6		●			
11	298.894	1328 233 001	Synchro Kit	1		●			
12	130.981	0750 118 284	Bearing 100x130x30	1		●			
13	<i>111.402</i>	0630 513 139	Elastic Ring	1		●			
14	<i>111.401</i>	0730 513 745	Lock Ring A=2,50	1		●			
15	109.749	1328 333 009	Synchronizer Cone	1		●			
16	154.488	1328 304 068	Sliding Sleeve	1		●			
17	<i>111.406</i>	0630 502 218	Lock Ring 64x2	1		●			
18	269.794	1358 332 223	Pressure Disc	2		●			
19	157.744	1328 332 030	Sun Gear 23 T	1		●			
20	<i>160.279</i>	7636 038 103	Pin	2		●			
21	190.430	1328 232 011	Planetary Carrier	1	W/out Retarder	●			
21	190.493	1358 232 201	Planetary Carrier	1	W/Retarder	●			
22	107.236	1328 332 041	Planetary pin	5		●			
23	269.009	0730 109 323	Spacer Ring	10		●			
24	171.062	0750 119 116	Needle 10x16,80 (140 pcs)	140		●			
25	269.647	0730 109 640	Thrust Washer T.9,00 mm	5		●			
26	298.248	1328 232 006	Planetary Gear Set	1		●			
27	244.191	6085 301 217	Gear 57 T	1	With Retarder	●			
28	130.245	0750 116 394	Bearing 90x160x30	1		●			
29	128.328	1328 331 002	Cover	1		●			
30	139.633	0734 319 459	Seal Ring	1		●			
31	<i>197.258</i>	1314 332 054	Output Flange	1		●			
32	141.227	1328 306 026	Fork	1		●			
33	141.243	1327 306 007	Fork	1		●			
34	141.215	1328 312 005	Sliding Pad	2		●			
35	141.214	1328 334 004	Sliding Pad	2		●			

AS TRONIC
12AS1631

Date _____ **Notes** _____

04/2016

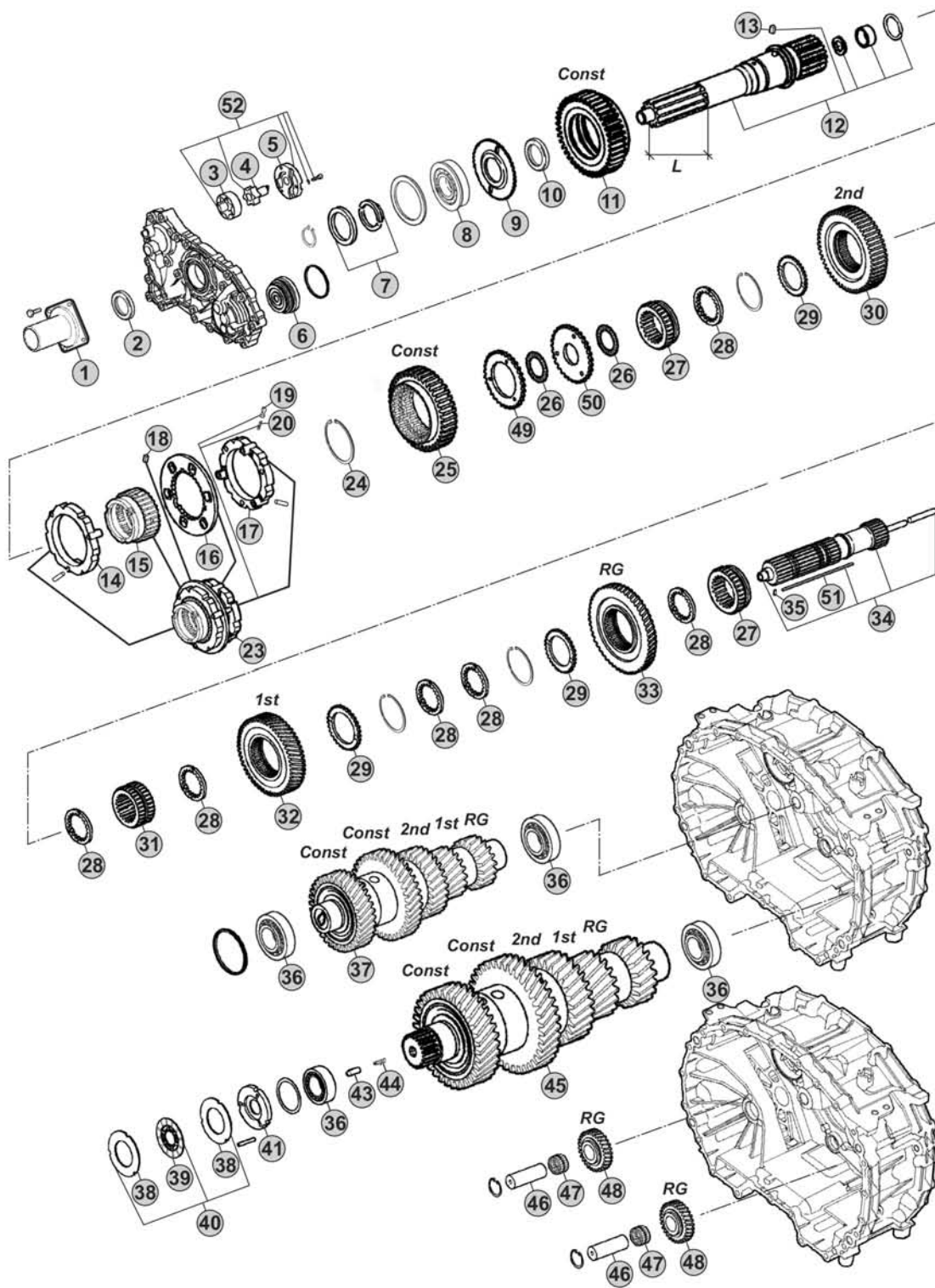


MODELS:

- AS TRONIC

VERSIONS:

- 12AS1800 (1318 xxx xxx)



Notes

12AS1800 R. 14,89-1,00

Our spare parts are not the originals but interchangeable with the originals ones. All original equipment manufacturers' numbers, pictures and models used in this catalogue are for reference only. Our products bear our trade-mark.

Our spare parts are not the originals but interchangeable with the originals ones. All original equipment manufacturers' numbers, pictures and models used in this catalogue are for reference only. Our products bear our trade-mark.

Fig.	CEI no.	ZF no.	Description	Q.ty	Notes	12AS1800			
1	128.327	1328 302 202	Front cover	1		●			
2	139.966	0734 319 847	Oil Seal 55x70x8	1		●			
3	189.678	1315 303 027	Rotor	1		●			
4	189.679	1314 202 039	Oil Pump Shaft	1		●			
5	189.728	1314 302 138	Oil Pump Cover	1		●			
6	188.273	1314 202 059	Piston	1		●			
7	111.428	1314 202 031	Elastic Ring	1		●			
8	130.823	0750 116 365	Bearing 65x120x23	1		●			
9	126.037	1314 302 184	Pulse disk	1		●			
10	269.320	0730 110 392	Thrust Washer	1		●			
11	244.298	1318 302 020	Constant gear	1		●			
12	102.704	1314 202 085	Input Shaft	1		●			
13	160.304	1328 302 016	Pin	1		●			
14	119.272	1328 202 046	Synchronizer Ring	1		●			
15	154.506	1314 302 188	Sliding Sleeve	1		●			
16	135.189	1328 302 132	Plate	1		●			
17	119.286	1328 202 043	Synchronizer Ring	1		●			
18	160.304	1328 302 016	Pin	3		●			
19	171.063	0635 470 046	Needle	3		●			
20	156.037	0732 040 385	Outer Spring De.6x34	3		●			
23	298.363	1314 202 089	Synchro Kit	1		●			
24	139.967	0630 502 075	Seal Ring	1		●			
25	244.299	1318 304 050	Constant Gear	1		●			
26	137.397	0750 115 435	Needle Cage	2		●			
27	154.507	1314 304 139	Sliding Sleeve	2		●			
28	269.176	1314 304 008	Follower ring inner Th.7,00 mm	6		●			
29	269.175	1314 304 119	Follower ring outer	3		●			
30	244.300	1318 304 019	Gear 2nd Speed	1		●			
31	154.508	1314 304 138	Sliding Sleeve	1		●			
32	244.301	1318 304 018	Gear 1st Speed	1		●			
33	244.302	1314 304 147	Reverse Gear	1		●			
34	103.303	1318 204 003	Main shaft	1		●			
35	160.305	0631 329 031	Pin	1		●			
36	130.993	0750 117 640	Bearing 50x90x28	4		●			
37	190.543	1318 203 003	Countershaft	1		●			
38	269.178	1314 303 077	Clutch disc	4		●			
39	269.796	0501 214 822	Clutch Disc	1		●			
40	298.364	1318 203 002	Clutch disc set	1		●			
41	128.329	1314 302 172	Cover	1		●			
43	160.307	1307 306 170	Pin	1		●			
44	156.213	0732 042 722	Spring	1		●			
45	190.544	1318 203 004	Countershaft	1		●			
46	107.270	1314 305 011	Reverse Shaft	2		●			

AS TRONIC
12AS1800

Date

04/2016

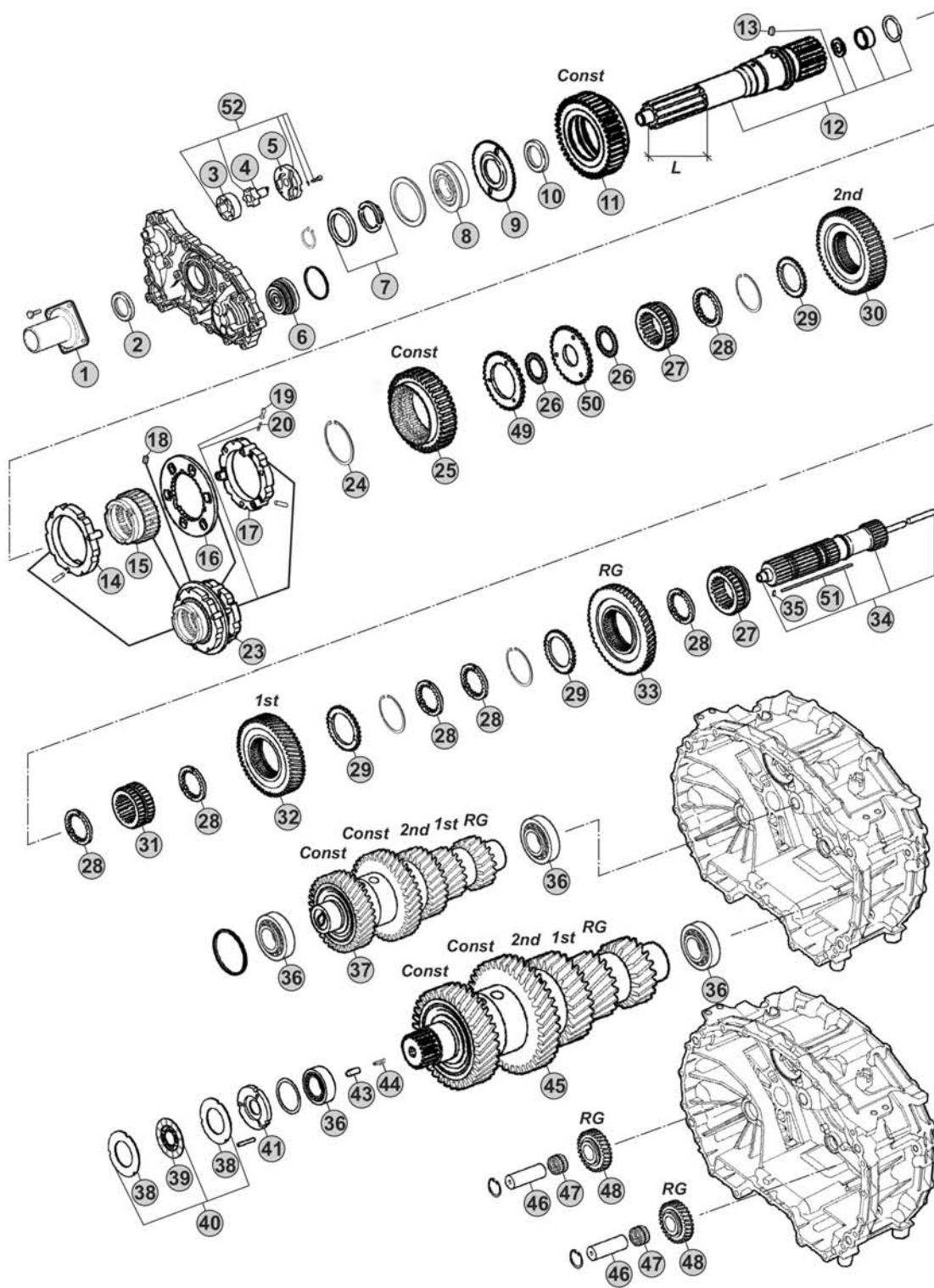
Notes

MODELS:

- AS TRONIC

VERSIONS:

- 12AS1800 (1318 xxx xxx)



Notes

12AS1800 R. 14,89-1,00

Our spare parts are not the originals but interchangeable with the originals ones. All original equipment manufacturers' numbers, pictures and models used in this catalogue are for reference only. Our products bear our trade-mark.

Fig.	CEI no.	ZF no.	Description	Q.ty	Notes	12AS1800			
47	137.808	0735 321 454	Needle Cage	2		●			
48	147.321	1314 305 016	Reverse Gear	2		●			
49	269.797	1314 302 177	Washer	1		●			
50	269.798	1314 302 179	Disk	1		●			
51	189.731	1318 304 047	Key	1		●			
52	280.823	1314 202 055	Oil Pump Kit	1		●			



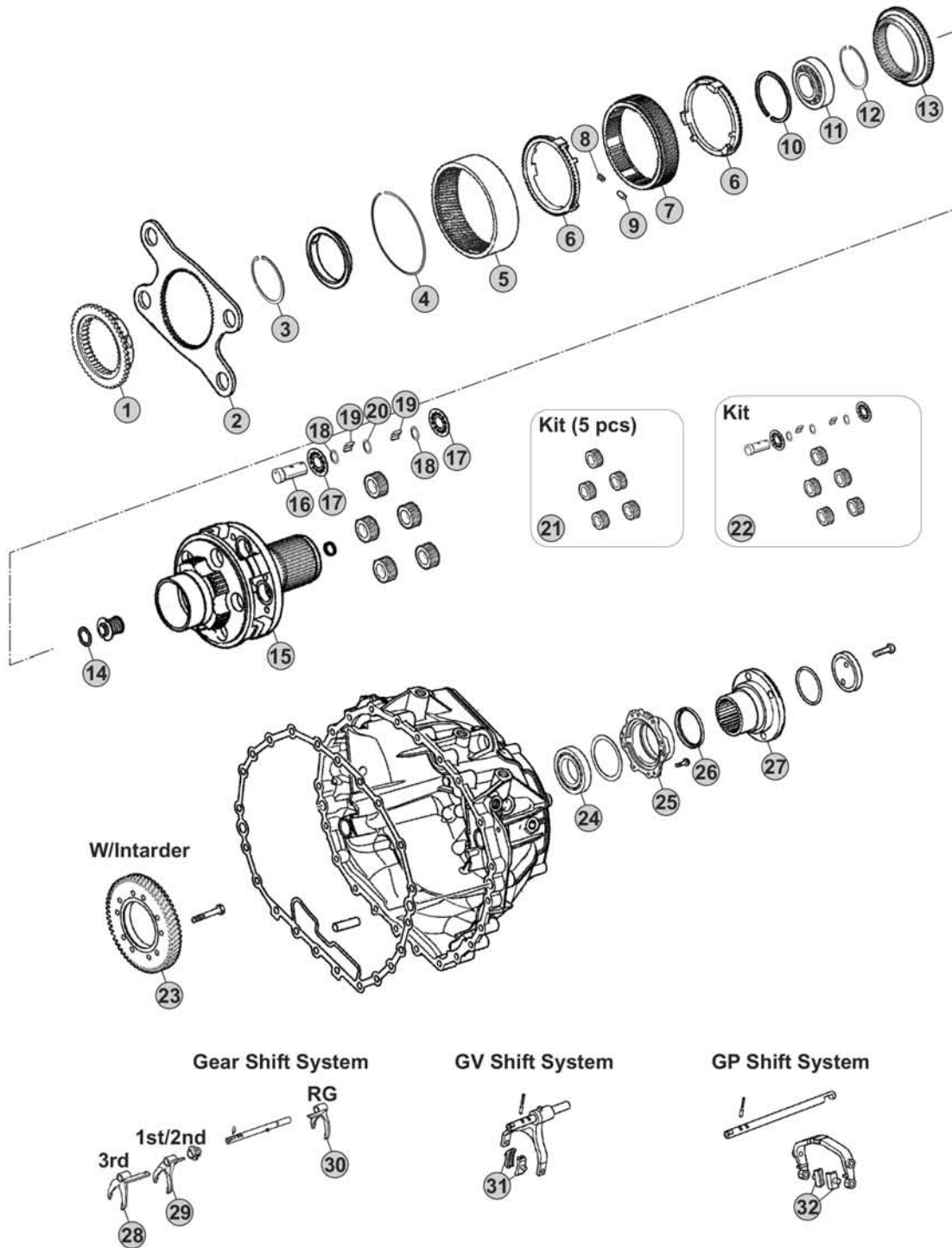
Date 04/2016 *Notes* _____

MODELS:

- AS TRONIC

VERSIONS:

- 12AS1800 (1318 xxx xxx)



Our spare parts are not the originals but interchangeable with the originals ones. All original equipment manufacturers' numbers, pictures and models used in this catalogue are for reference only. Our products bear our trade-mark.

Notes

12AS1800 R. 14,89-1,00

Our spare parts are not the originals but interchangeable with the originals ones. All original equipment manufacturers' numbers, pictures and models used in this catalogue are for reference only. Our products bear our trade-mark.

Fig.	CEI no.	ZF no.	Description	Q.ty	Notes	12AS1800				
1	109.748	1328 333 010	Synchronizer Cone	1		●				
2	135.267	1314 333 045	Flange GP	1		●				
3	111.429	0630 531 317	Retainer Ring	1		●				
4	111.430	0730 513 139	Elastic Ring	1		●				
5	123.330	1314 332 005	Crown Gear	1		●				
6	119.269	1328 333 005	Synchronizer ring	2		●				
7	154.509	1314 333 053	Sliding Sleeve	1		●				
8	156.125	0732 040 929	Spring De.6x36	6		●				
9	171.069	0730 162 804	Cylinder roller	6		●				
10	111.431	0630 513 237	Elastic Ring	1		●				
11	130.981	0750 118 284	Bearing 100x130x30	1		●				
12	111.402	0630 513 139	Elastic Ring	1		●				
13	109.866	1314 333 050	Synchronizer Cone	1		●				
14	137.397	0750 115 435	Needle Cage	1		●				
15	190.545	1314 232 020	Planetary Carrier	1		●				
16	107.271	1314 332 022	Planetary pin	5		●				
17	269.799	1297 232 048	Thrust Washer	10		●				
18	169.744	0730 107 168	Spacer Ring	10		●				
19	171.062	0750 119 116	Needle 10x16,80 (140 pcs)	140		●				
20	269.800	0730 109 005	Thrust Washer	5		●				
21	298.365	1314 232 002	Planetary Gear Set	1		●				
22	298.366	1314 232 016	Planetary Gear Set	1		●				
23	244.303	6085 301 050	Retarder Gear	1		●				
24	130.245	0750 116 394	Bearing 90x160x30	1		●				
25	128.328	1328 331 002	Cover	1		●				
26	139.633	0734 319 459	Seal Ring	1		●				
27	197.258	1314 332 054	Output Flange	1		●				
28		1318 306 022	Fork	1		●				
29		1318 306 021	Fork	1		●				
30		1318 306 023	Fork	1		●				
31	141.215	1328 312 005	Sliding Pad	2		●				
32	141.253	1314 334 003	Sliding Pad	2		●				

AS TRONIC
12AS1800

Date 04/2016 Notes _____

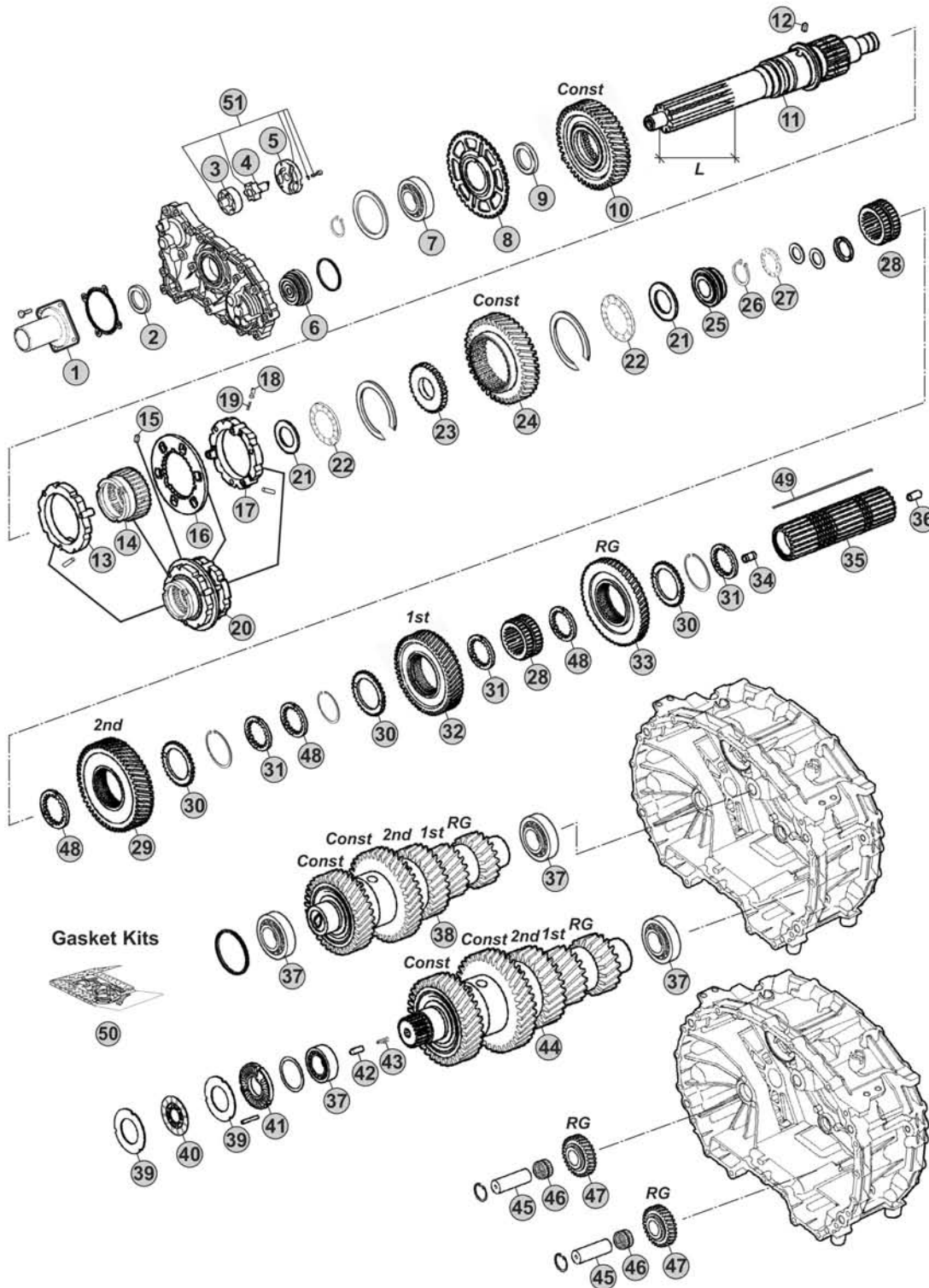


MODELS:

- AS TRONIC

VERSIONS:

- 12AS1930 (1327 xxx xxx)



Notes

- (A) R. 12,33-0,78
- (B) R. 15,86-1,00

Our spare parts are not the originals but interchangeable with the originals ones. All original equipment manufacturers' numbers, pictures and models used in this catalogue are for reference only. Our products bear our trade-mark.

Fig.	CEI no.	ZF no.	Description	Q.ty	Notes	12AS1930			
1	128.327	1328 302 202	Front cover	1		●			
2	139.966	0734 319 847	Oil Seal 55x70x8	1		●			
3	189.678	1315 303 027	Rotor	1		●			
4	189.679	1314 202 039	Oil Pump Shaft	1		●			
5	189.728	1314 302 138	Oil Pump Cover	1		●			
6	188.272	1328 202 024	Piston	1		●			
7	130.823	0750 116 365	Bearing 65x120x23	1		●			
8	126.032	1328 302 024	Speedometer Gear	1		●			
9	269.320	0730 110 392	Thrust Washer	1		●			
10	145.993	1327 302 015	Constant Gear 46 T	1	(A)	●			
10	244.013	1327 302 005	Constant Gear 36 T	1	(B)	●			
11	103.282	1328 302 077	Input Shaft L=116 mm	1		●			
11	103.220	1328 302 078	Input Shaft L=110 mm	1		●			
12	160.261	1328 302 072	Lock Pin	1		●			
13	119.272	1328 202 046	Synchronizer Ring	1		●			
14	154.422	1328 302 064	Sliding Sleeve	1		●			
15	160.261	1328 302 072	Lock Pin	1		●			
16	135.189	1328 302 132	Plate	1		●			
17	119.273	1328 202 048	Synchronizer Ring	1	(A)	●			
17	119.286	1328 202 043	Synchronizer Ring	1	(B)	●			
18	171.063	0635 470 046	Needle	3		●			
19	156.037	0732 040 385	Outer Spring De.6x34	3		●			
20	196.371	1328 298 001	Synchronizer Assy	1	(A)	●			
20	196.374	1328 298 002	Synchronizer Assy	1	(B)	●			
21	269.322	0730 111 066	Washer	2		●			
22	137.316	0735 301 274	Needle 43x73x8	2		●			
23	269.205	1328 302 061	Washer	1		●			
24	145.994	1327 304 015	Constant gear 40 T	1		●			
25	111.377	1328 302 075	Ring	1		●			
26	139.863	0730 513 641	Retaining Ring T.2,00	1		●			
27	137.376	0735 321 381	Needle 30x52x7,5 mm	1		●			
28	155.246	1328 304 064	Sliding Hub	2		●			
29	244.058	1327 304 024	Gear 2nd Speed 48 T	1		●			
30	269.175	1314 304 119	Follower ring outer	3		●			
31	269.176	1314 304 008	Follower ring inner Th.7,00 mm	3		●			
32	244.059	1328 304 060	Gear 1st Speed 54 T	1		●			
33	244.060	1328 304 061	Reverse Gear 50 T	1		●			
34	189.729	1314 304 097	Oil Tube	1		●			
35	103.243	1327 304 032	Main shaft	1		●			
36	189.730	1314 332 043	Oil Tube	1		●			
37	130.993	0750 117 640	Bearing 50x90x28	4		●			
38	190.428	1327 203 054	Countershaft 19/19/28/38/44 T	1	(A)	●			
38	190.426	1327 203 043	Countershaft 19/19/28/38/44 T	1	(B)	●			

AS TRONIC
12AS1930

Date

04/2016

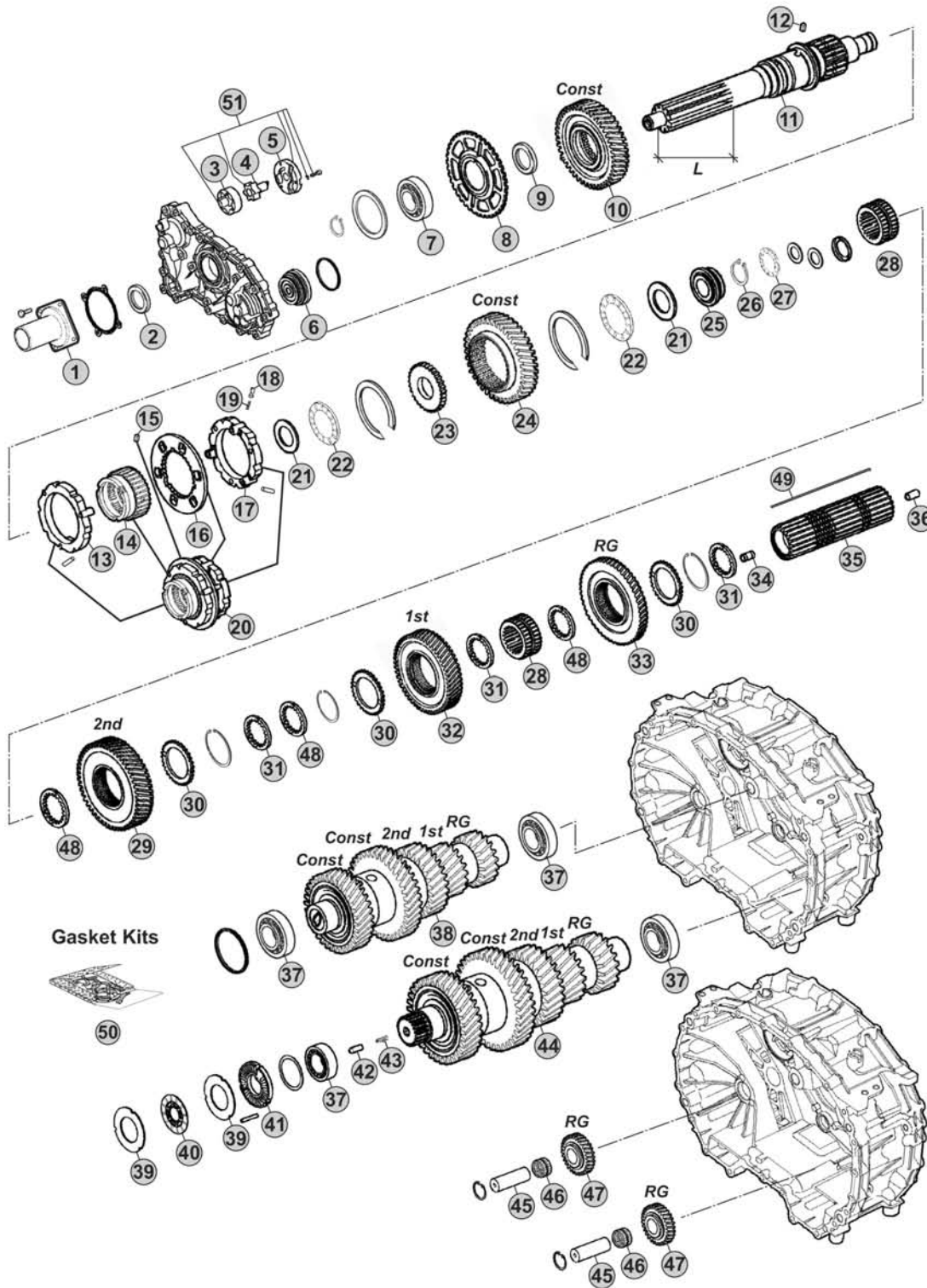
Notes

MODELS:

- AS TRONIC

VERSIONS:

- 12AS1930 (1327 xxx xxx)



Notes

- (A) R. 12,33-0,78
- (B) R. 15,86-1,00

Our spare parts are not the originals but interchangeable with the originals ones. All original equipment manufacturers' numbers, pictures and models used in this catalogue are for reference only. Our products bear our trade-mark.

12AS1930

Our spare parts are not the originals but interchangeable with the originals ones. All original equipment manufacturers' numbers, pictures and models used in this catalogue are for reference only. Our products bear our trade-mark.

Fig.	CEI no.	ZF no.	Description	Q.ty	Notes				
39	269.178	1314 303 077	Clutch disc	4		●			
40	269.793	0501 214 821	Clutch Disc	2		●			
41	128.226	1328 302 118	Cover	1		●			
42	160.303	0731 208 242	Pin	1		●			
43	156.212	0732 042 766	Spring	1		●			
44	190.429	1327 203 055	Countershaft 19/19/28/38/44 T	1	(A)	●			
44	190.427	1327 203 045	Countershaft 19/19/28/38/44 T	1	(B)	●			
45	107.269	1328 305 007	Reverse Shaft	2		●			
46	137.808	0735 321 454	Needle Cage	2		●			
47	147.302	1328 305 014	Reverse Gear 29 T	2		●			
48	269.176	1314 304 008	Follower ring inner Th.7,00 mm	3		●			
48	269.354	1327 304 033	Spacer Th 7,05 mm	3		●			
48	269.355	1327 304 034	Spacer Th.7,10 mm	3		●			
48	269.356	1327 304 035	Spacer Th.7,15 mm	3		●			
48	269.357	1327 304 036	Spacer Th.7,20 mm	3		●			
49	189.653	1328 304 035	Key	1		●			
50	298.158	1327 298 001	Gasket Kit	1		●			
51	280.823	1314 202 055	Oil Pump Kit	1		●			

AS TRONIC 12AS1930

Date 04/2016 Notes _____

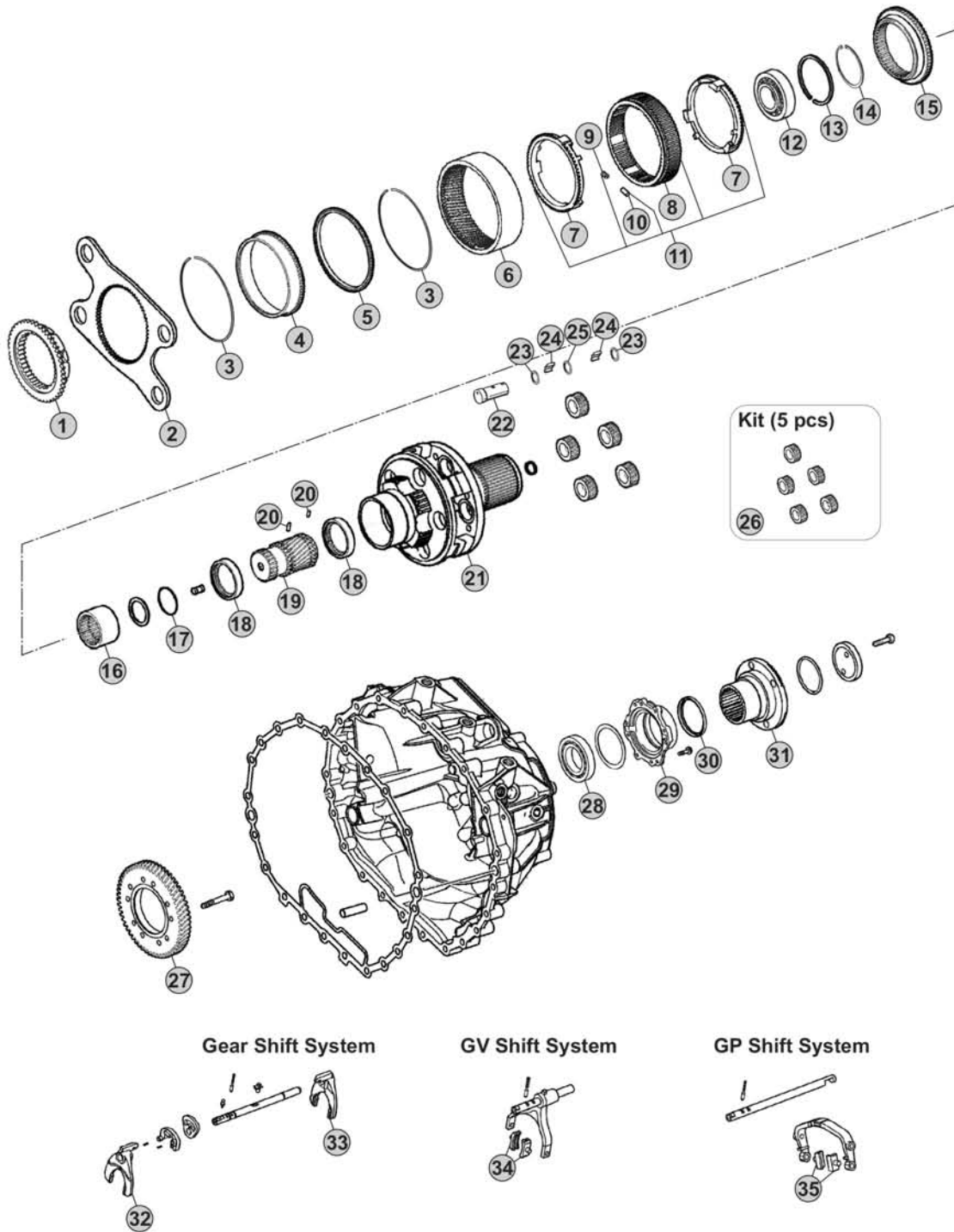


MODELS:

- AS TRONIC

VERSIONS:

- 12AS1930 (1327 xxx xxx)



Our spare parts are not the originals but interchangeable with the originals ones. All original equipment manufacturers' numbers, pictures and models used in this catalogue are for reference only. Our products bear our trade-mark.

Notes

[Empty space for notes]

Our spare parts are not the originals but interchangeable with the originals ones. All original equipment manufacturers' numbers, pictures and models used in this catalogue are for reference only. Our products bear our trade-mark.

Fig.	CEI no.	ZF no.	Description	Q.ty	Notes	12AS1930			
1	109.748	1328 333 010	Synchronizer Cone	1		●			
2	298.146	1328 333 006	Flange GP	1		●			
3	111.373	0730 513 682	Retainer ring	2		●			
4	123.290	1358 332 221	Inside crown support 82 T	1		●			
5	119.274	1358 332 222	Synchronizer ring	1		●			
6	123.289	1328 332 045	Crown Gear 82 T	1		●			
7	119.269	1328 333 005	Synchronizer ring	2		●			
8	154.419	1358 333 012	Sliding Sleeve	1		●			
9	156.125	0732 040 929	Spring De.6x36	6		●			
10	171.069	0730 162 804	Cylinder roller	6		●			
11	298.894	1328 233 001	Synchro Kit	1		●			
12	130.981	0750 118 284	Bearing 100x130x30	1		●			
13	111.402	0630 513 139	Elastic Ring	1		●			
14	111.401	0730 513 745	Lock Ring A=2,50	1		●			
15	109.749	1328 333 009	Synchronizer Cone	1		●			
16	154.488	1328 304 068	Sliding Sleeve	1		●			
17	111.406	0630 502 218	Lock Ring 64x2	1		●			
18	269.794	1358 332 223	Pressure Disc	2		●			
19	157.744	1328 332 030	Sun Gear 23 T	1		●			
20	160.279	7636 038 103	Pin	2		●			
21	190.430	1328 232 011	Planetary Carrier	1	W/out Retarder	●			
21	190.493	1358 232 201	Planetary Carrier	1	W/Retarder	●			
22	107.236	1328 332 041	Planetary pin	5		●			
23	269.009	0730 109 323	Spacer Ring	10		●			
24	171.062	0750 119 116	Needle 10x16,80 (140 pcs)	140		●			
25	269.647	0730 109 640	Thrust Washer T.9,00 mm	5		●			
26	298.248	1328 232 006	Planetary Gear Set	1		●			
27	244.191	6085 301 217	Gear 57 T	1	With Retarder	●			
28	130.245	0750 116 394	Bearing 90x160x30	1		●			
29	128.328	1328 331 002	Cover	1		●			
30	139.633	0734 319 459	Seal Ring	1		●			
31	197.258	1314 332 054	Output Flange	1		●			
31		1327 332 004	Output Flange	1		●			
32	141.227	1328 306 026	Fork	1		●			
33	141.243	1327 306 007	Fork	1		●			
34	141.215	1328 312 005	Sliding Pad	2		●			
35	141.214	1328 334 004	Sliding Pad	2		●			

AS TRONIC
12AS1930

Date 04/2016 Notes _____

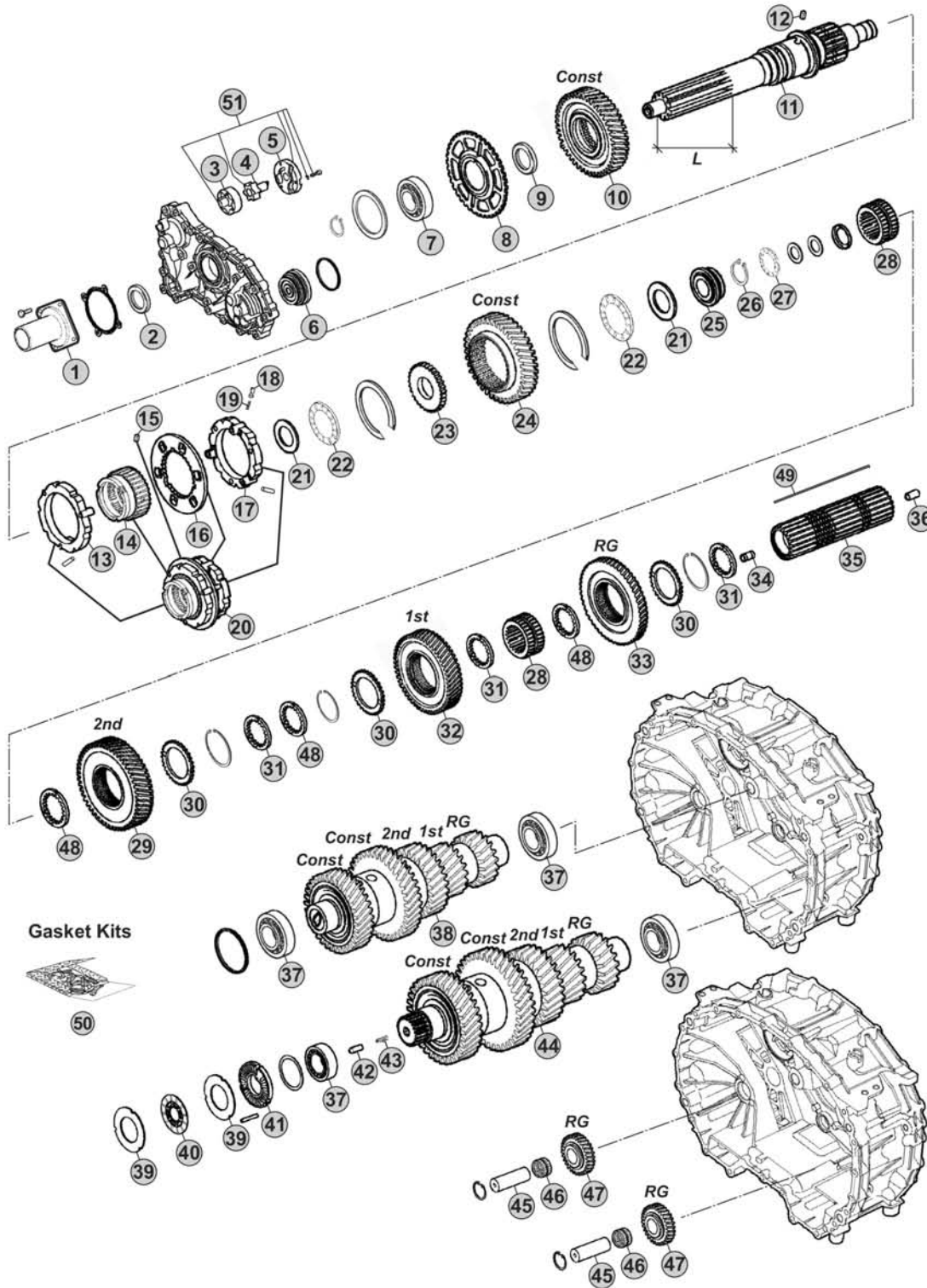


MODELS:

- AS TRONIC

VERSIONS:

- 12AS1931 (1327 xxx xxx)



Notes

- (A) R. 12,33-0,78
- (B) R. 15,86-1,00

Our spare parts are not the originals but interchangeable with the originals ones. All original equipment manufacturers' numbers, pictures and models used in this catalogue are for reference only. Our products bear our trade-mark.

Fig.	CEI no.	ZF no.	Description	Q.ty	Notes	12AS1931			
1	128.327	1328 302 202	Front cover	1		●			
2	139.966	0734 319 847	Oil Seal 55x70x8	1		●			
3	189.678	1315 303 027	Rotor	1		●			
4	189.679	1314 202 039	Oil Pump Shaft	1		●			
5	189.728	1314 302 138	Oil Pump Cover	1		●			
6	188.272	1328 202 024	Piston	1		●			
7	130.823	0750 116 365	Bearing 65x120x23	1		●			
8	126.032	1328 302 024	Speedometer Gear	1		●			
9	269.320	0730 110 392	Thrust Washer	1		●			
10	145.993	1327 302 015	Constant Gear 46 T	1	(A)	●			
10	244.013	1327 302 005	Constant Gear 36 T	1	(B)	●			
11	103.282	1328 302 077	Input Shaft L=116 mm	1		●			
11	103.220	1328 302 078	Input Shaft L=110 mm	1		●			
12	160.261	1328 302 072	Lock Pin	1		●			
13	119.272	1328 202 046	Synchronizer Ring	1		●			
14	154.422	1328 302 064	Sliding Sleeve	1		●			
15	160.261	1328 302 072	Lock Pin	1		●			
16	135.189	1328 302 132	Plate	1		●			
17	119.273	1328 202 048	Synchronizer Ring	1	(A)	●			
17	119.286	1328 202 043	Synchronizer Ring	1	(B)	●			
18	171.063	0635 470 046	Needle	3		●			
19	156.037	0732 040 385	Outer Spring De.6x34	3		●			
20	196.371	1328 298 001	Synchronizer Assy	1	(A)	●			
20	196.374	1328 298 002	Synchronizer Assy	1	(B)	●			
21	269.322	0730 111 066	Washer	2		●			
22	137.316	0735 301 274	Needle 43x73x8	2		●			
23	269.205	1328 302 061	Washer	1		●			
24	145.994	1327 304 015	Constant gear 40 T	1		●			
25	111.377	1328 302 075	Ring	1		●			
26	139.863	0730 513 641	Retaining Ring T.2,00	1		●			
27	137.376	0735 321 381	Needle 30x52x7,5 mm	1		●			
28	155.246	1328 304 064	Sliding Hub	2		●			
29	244.058	1327 304 024	Gear 2nd Speed 48 T	1		●			
30	269.175	1314 304 119	Follower ring outer	3		●			
31	269.176	1314 304 008	Follower ring inner Th.7,00 mm	3		●			
32	244.059	1328 304 060	Gear 1st Speed 54 T	1		●			
33	244.060	1328 304 061	Reverse Gear 50 T	1		●			
34	189.729	1314 304 097	Oil Tube	1		●			
35	103.243	1327 304 032	Main shaft	1		●			
36	189.730	1314 332 043	Oil Tube	1		●			
37	130.993	0750 117 640	Bearing 50x90x28	4		●			
38	190.428	1327 203 054	Countershaft 19/19/28/38/44 T	1	(A)	●			
38	190.426	1327 203 043	Countershaft 19/19/28/38/44 T	1	(B)	●			

AS TRONIC
12AS1931

Date

Notes

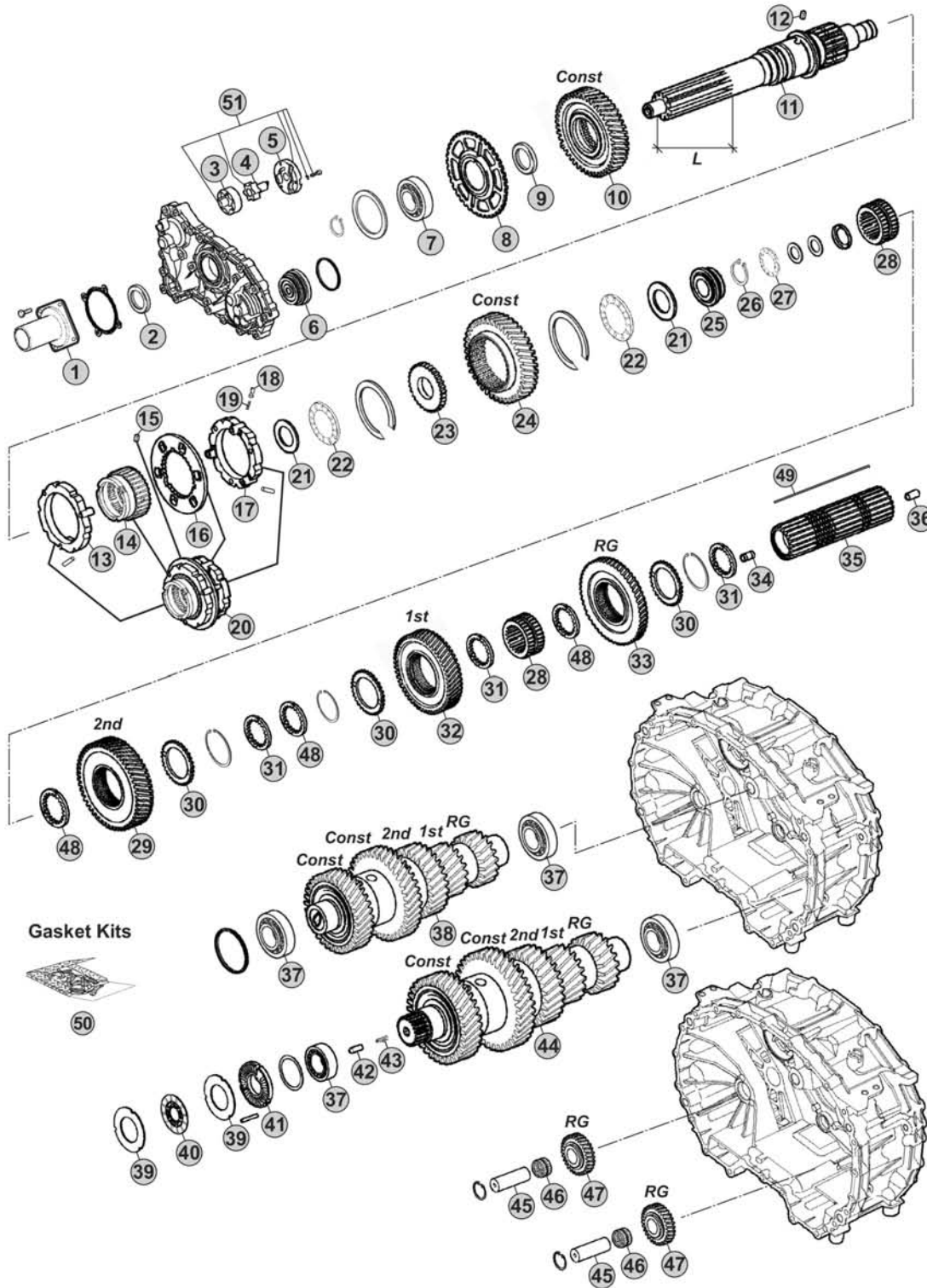
04/2016

MODELS:

- AS TRONIC

VERSIONS:

- 12AS1931 (1327 xxx xxx)



Notes

- (A) R. 12,33-0,78
- (B) R. 15,86-1,00

12AS1931

Our spare parts are not the originals but interchangeable with the originals ones. All original equipment manufacturers' numbers, pictures and models used in this catalogue are for reference only. Our products bear our trade-mark.

Fig.	CEI no.	ZF no.	Description	Q.ty	Notes				
39	269.178	1314 303 077	Clutch disc	4		●			
40	269.793	0501 214 821	Clutch Disc	2		●			
41	128.226	1328 302 118	Cover	1		●			
42	160.303	0731 208 242	Pin	1		●			
43	156.212	0732 042 766	Spring	1		●			
44	190.429	1327 203 055	Countershaft 19/19/28/38/44 T	1	(A)	●			
44	190.427	1327 203 045	Countershaft 19/19/28/38/44 T	1	(B)	●			
45	107.269	1328 305 007	Reverse Shaft	2		●			
46	137.808	0735 321 454	Needle Cage	2		●			
47	147.302	1328 305 014	Reverse Gear 29 T	2		●			
48	269.176	1314 304 008	Follower ring inner Th.7,00 mm	3		●			
48	269.354	1327 304 033	Spacer Th 7,05 mm	3		●			
48	269.355	1327 304 034	Spacer Th.7,10 mm	3		●			
48	269.356	1327 304 035	Spacer Th.7,15 mm	3		●			
48	269.357	1327 304 036	Spacer Th.7,20 mm	3		●			
49	189.653	1328 304 035	Key	1		●			
50	298.158	1327 298 001	Gasket Kit	1		●			
51	280.823	1314 202 055	Oil Pump Kit	1		●			

AS TRONIC
12AS1931

Date _____ **Notes** _____

04/2016

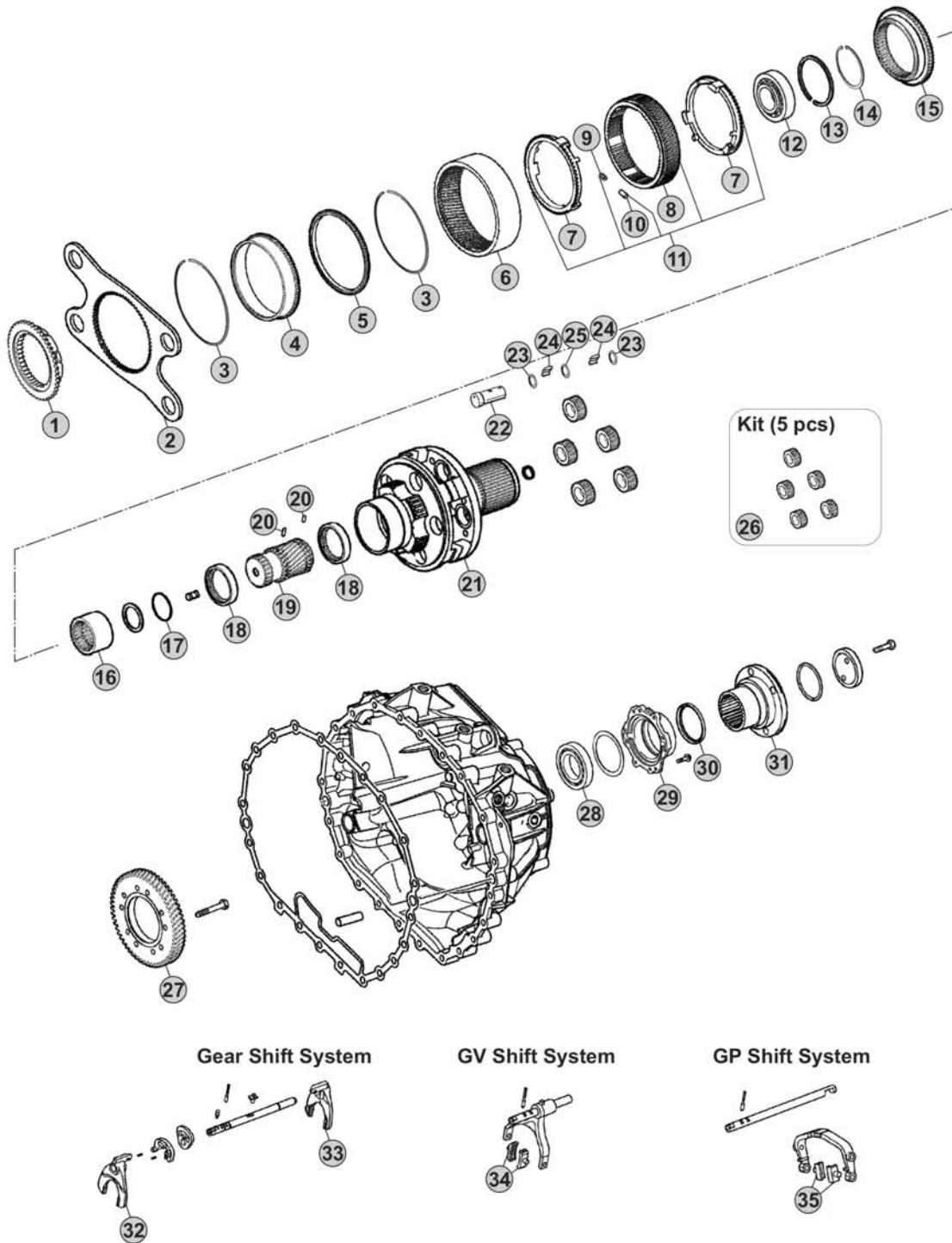


MODELS:

- AS TRONIC

VERSIONS:

- 12AS1931 (1327 xxx xxx)



Our spare parts are not the originals but interchangeable with the originals ones. All original equipment manufacturers' numbers, pictures and models used in this catalogue are for reference only. Our products bear our trade-mark.

Notes

Our spare parts are not the originals but interchangeable with the originals ones. All original equipment manufacturers' numbers, pictures and models used in this catalogue are for reference only. Our products bear our trade-mark.

Fig.	CEI no.	ZF no.	Description	Q.ty	Notes	12AS1931			
1	109.748	1328 333 010	Synchronizer Cone	1		●			
2	298.146	1328 333 006	Flange GP	1		●			
3	111.373	0730 513 682	Retainer ring	2		●			
4	123.290	1358 332 221	Inside crown support 82 T	1		●			
5	119.274	1358 332 222	Synchronizer ring	1		●			
6	123.289	1328 332 045	Crown Gear 82 T	1		●			
7	119.269	1328 333 005	Synchronizer ring	2		●			
8	154.419	1358 333 012	Sliding Sleeve	1		●			
9	156.125	0732 040 929	Spring De.6x36	6		●			
10	171.069	0730 162 804	Cylinder roller	6		●			
11	298.894	1328 233 001	Synchro Kit	1		●			
12	130.981	0750 118 284	Bearing 100x130x30	1		●			
13	111.402	0630 513 139	Elastic Ring	1		●			
14	111.401	0730 513 745	Lock Ring A=2,50	1		●			
15	109.749	1328 333 009	Synchronizer Cone	1		●			
16	154.488	1328 304 068	Sliding Sleeve	1		●			
17	111.406	0630 502 218	Lock Ring 64x2	1		●			
18	269.794	1358 332 223	Pressure Disc	2		●			
19	157.744	1328 332 030	Sun Gear 23 T	1		●			
20	160.279	7636 038 103	Pin	2		●			
21	190.430	1328 232 011	Planetary Carrier	1	W/out Retarder	●			
21	190.493	1358 232 201	Planetary Carrier	1	W/Retarder	●			
22	107.236	1328 332 041	Planetary pin	5		●			
23	269.009	0730 109 323	Spacer Ring	10		●			
24	171.062	0750 119 116	Needle 10x16,80 (140 pcs)	140		●			
25	269.647	0730 109 640	Thrust Washer T.9,00 mm	5		●			
26	298.248	1328 232 006	Planetary Gear Set	1		●			
27	244.191	6085 301 217	Gear 57 T	1	With Retarder	●			
28	130.245	0750 116 394	Bearing 90x160x30	1		●			
29	128.328	1328 331 002	Cover	1		●			
30	139.633	0734 319 459	Seal Ring	1		●			
31	197.258	1314 332 054	Output Flange	1		●			
31		1327 332 004	Output Flange	1		●			
32	141.227	1328 306 026	Fork	1		●			
33	141.243	1327 306 007	Fork	1		●			
34	141.215	1328 312 005	Sliding Pad	2		●			
35	141.214	1328 334 004	Sliding Pad	2		●			

AS TRONIC
12AS1931

Date 04/2016 Notes _____

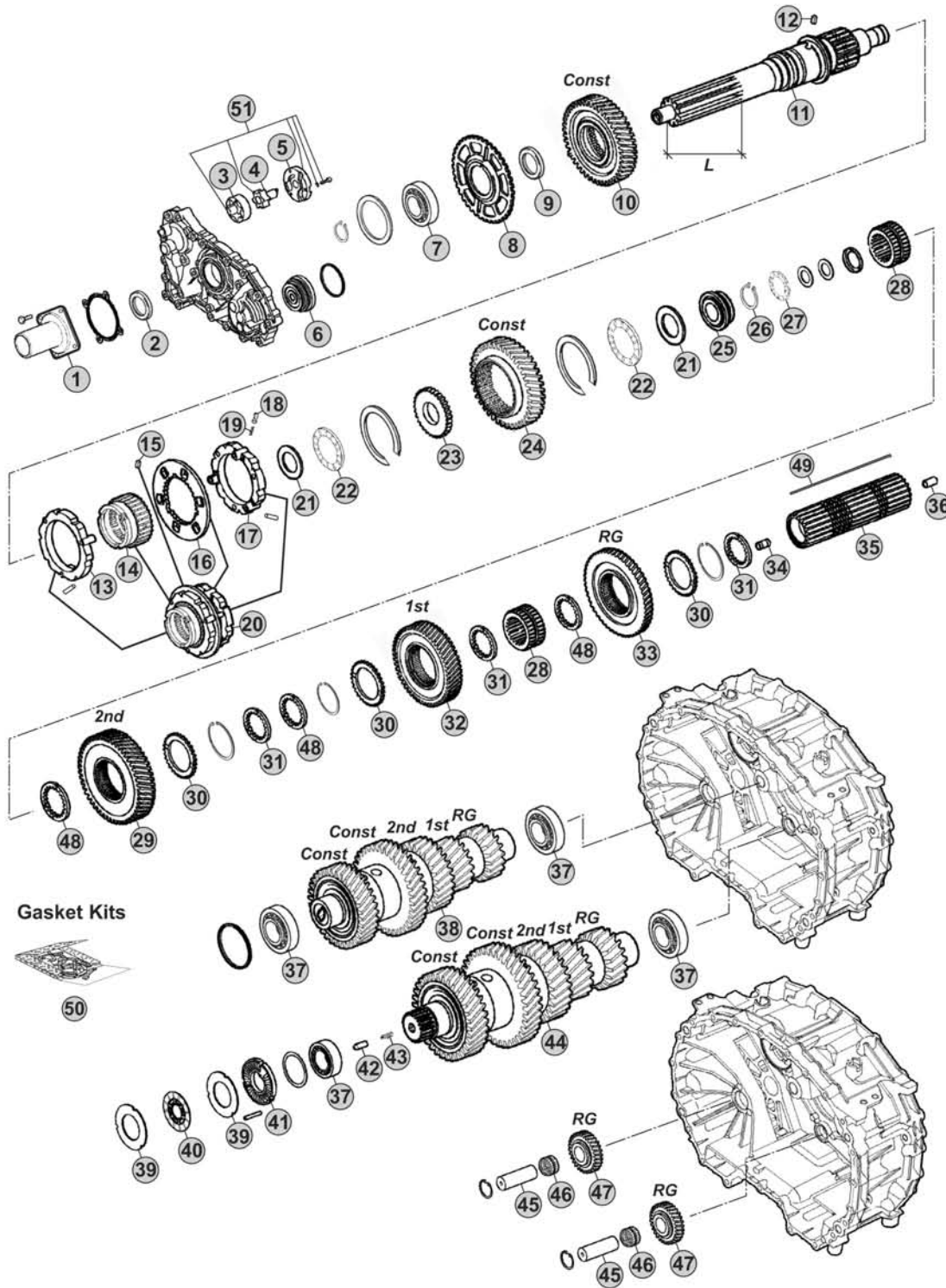


MODELS:

- AS TRONIC

VERSIONS:

- 12AS1935 (1327 xxx xxx)



Notes

12AS1935 R. 15,86-1,00

Our spare parts are not the originals but interchangeable with the originals ones. All original equipment manufacturers' numbers, pictures and models used in this catalogue are for reference only. Our products bear our trade-mark.

Our spare parts are not the originals but interchangeable with the originals ones. All original equipment manufacturers' numbers, pictures and models used in this catalogue are for reference only. Our products bear our trade-mark.

Fig.	CEI no.	ZF no.	Description	Q.ty	Notes	12AS1935			
1	128.327	1328 302 202	Front cover	1		●			
2	139.966	0734 319 847	Oil Seal 55x70x8	1		●			
3	189.678	1315 303 027	Rotor	1		●			
4	189.679	1314 202 039	Oil Pump Shaft	1		●			
5	189.728	1314 302 138	Oil Pump Cover	1		●			
6	188.272	1328 202 024	Piston	1		●			
7	130.823	0750 116 365	Bearing 65x120x23	1		●			
8	126.032	1328 302 024	Speedometer Gear	1		●			
9	269.320	0730 110 392	Thrust Washer	1		●			
10	244.013	1327 302 005	Constant Gear 36 T	1		●			
11	103.282	1328 302 077	Input Shaft L=116 mm	1		●			
12	160.261	1328 302 072	Lock Pin	1		●			
13	119.272	1328 202 046	Synchronizer Ring	1		●			
14	154.422	1328 302 064	Sliding Sleeve	1		●			
15	160.261	1328 302 072	Lock Pin	1		●			
16	135.189	1328 302 132	Plate	1		●			
17	119.286	1328 202 043	Synchronizer Ring	1		●			
18	171.063	0635 470 046	Needle	3		●			
19	156.037	0732 040 385	Outer Spring De.6x34	3		●			
20	196.374	1328 298 002	Synchronizer Assy	1		●			
21	269.322	0730 111 066	Washer	2		●			
22	137.316	0735 301 274	Needle 43x73x8	2		●			
23	269.205	1328 302 061	Washer	1		●			
24	145.994	1327 304 015	Constant gear 40 T	1		●			
25	111.377	1328 302 075	Ring	1		●			
26	139.863	0730 513 641	Retaining Ring T.2,00	1		●			
27	137.376	0735 321 381	Needle 30x52x7,5 mm	1		●			
28	155.246	1328 304 064	Sliding Hub	2		●			
29	244.058	1327 304 024	Gear 2nd Speed 48 T	1		●			
30	269.175	1314 304 119	Follower ring outer	3		●			
31	269.176	1314 304 008	Follower ring inner Th.7,00 mm	3		●			
32	244.059	1328 304 060	Gear 1st Speed 54 T	1		●			
33	244.060	1328 304 061	Reverse Gear 50 T	1		●			
34	189.729	1314 304 097	Oil Tube	1		●			
35	103.243	1327 304 032	Main shaft	1		●			
36	189.730	1314 332 043	Oil Tube	1		●			
37	130.993	0750 117 640	Bearing 50x90x28	4		●			
38	190.426	1327 203 043	Countershaft 19/19/28/38/44 T	1		●			
39	269.178	1314 303 077	Clutch disc	4		●			
40	269.793	0501 214 821	Clutch Disc	2		●			
41	128.226	1328 302 118	Cover	1		●			
42	160.303	0731 208 242	Pin	1		●			
43	156.212	0732 042 766	Spring	1		●			

AS TRONIC
12AS1935

Date

04/2016

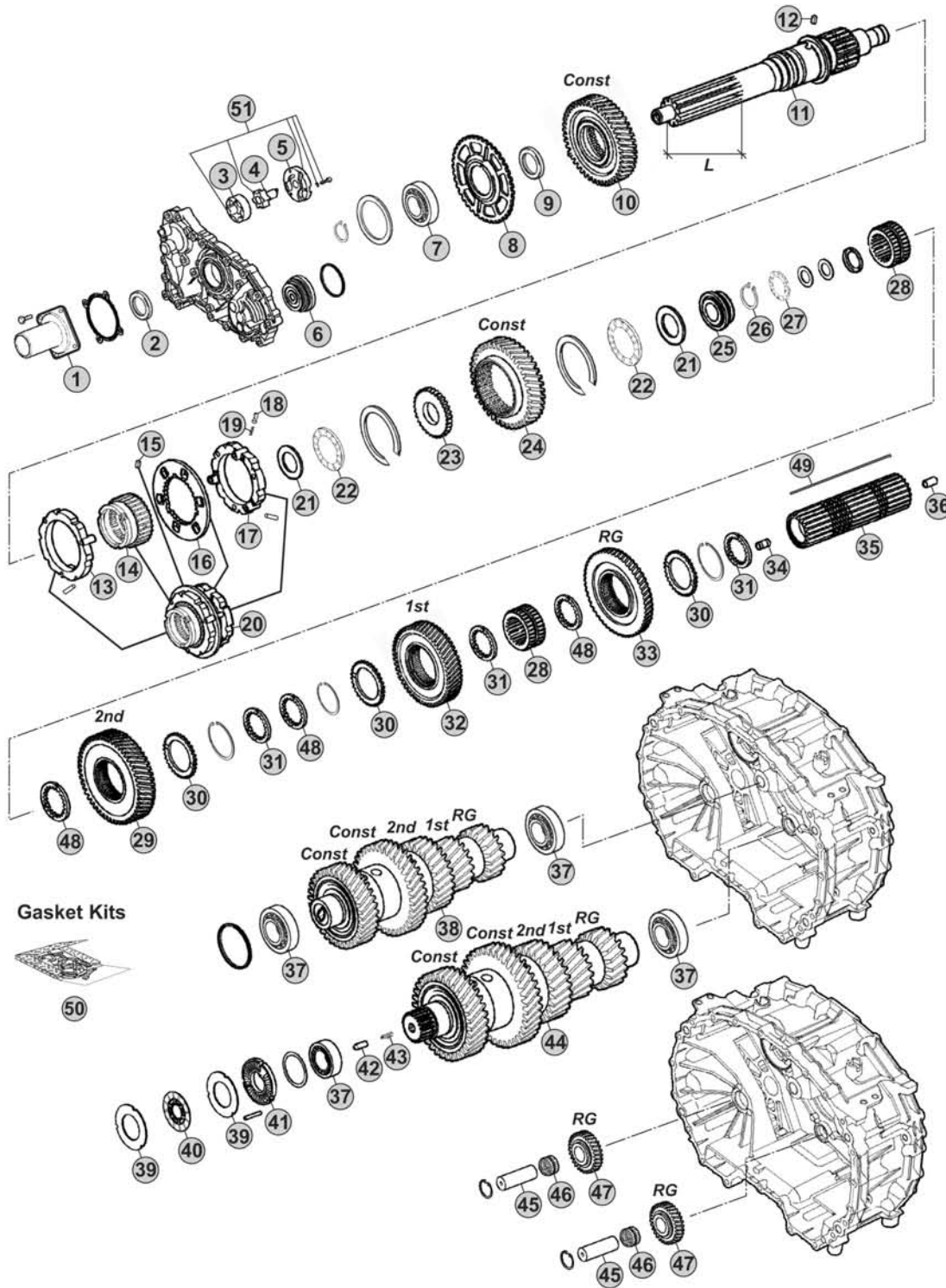
Notes

MODELS:

- AS TRONIC

VERSIONS:

- 12AS1935 (1327 xxx xxx)



Notes

12AS1935 R. 15,86-1,00

Our spare parts are not the originals but interchangeable with the originals ones. All original equipment manufacturers' numbers, pictures and models used in this catalogue are for reference only. Our products bear our trade-mark.

Fig.	CEI no.	ZF no.	Description	Q.ty	Notes						
44	190.427	1327 203 045	Countershaft 19/19/28/38/44 T	1		●					
45	107.269	1328 305 007	Reverse Shaft	2		●					
46	137.808	0735 321 454	Needle Cage	2		●					
47	147.302	1328 305 014	Reverse Gear 29 T	2		●					
48	269.176	1314 304 008	Follower ring inner Th.7,00 mm	3		●					
48	269.354	1327 304 033	Spacer Th 7,05 mm	3		●					
48	269.355	1327 304 034	Spacer Th.7,10 mm	3		●					
48	269.356	1327 304 035	Spacer Th.7,15 mm	3		●					
48	269.357	1327 304 036	Spacer Th.7,20 mm	3		●					
49	189.653	1328 304 035	Key	1		●					
50	298.158	1327 298 001	Gasket Kit	1		●					
51	280.823	1314 202 055	Oil Pump Kit	1		●					

12AS1935

AS TRONIC
12AS1935

Date 04/2016 Notes _____

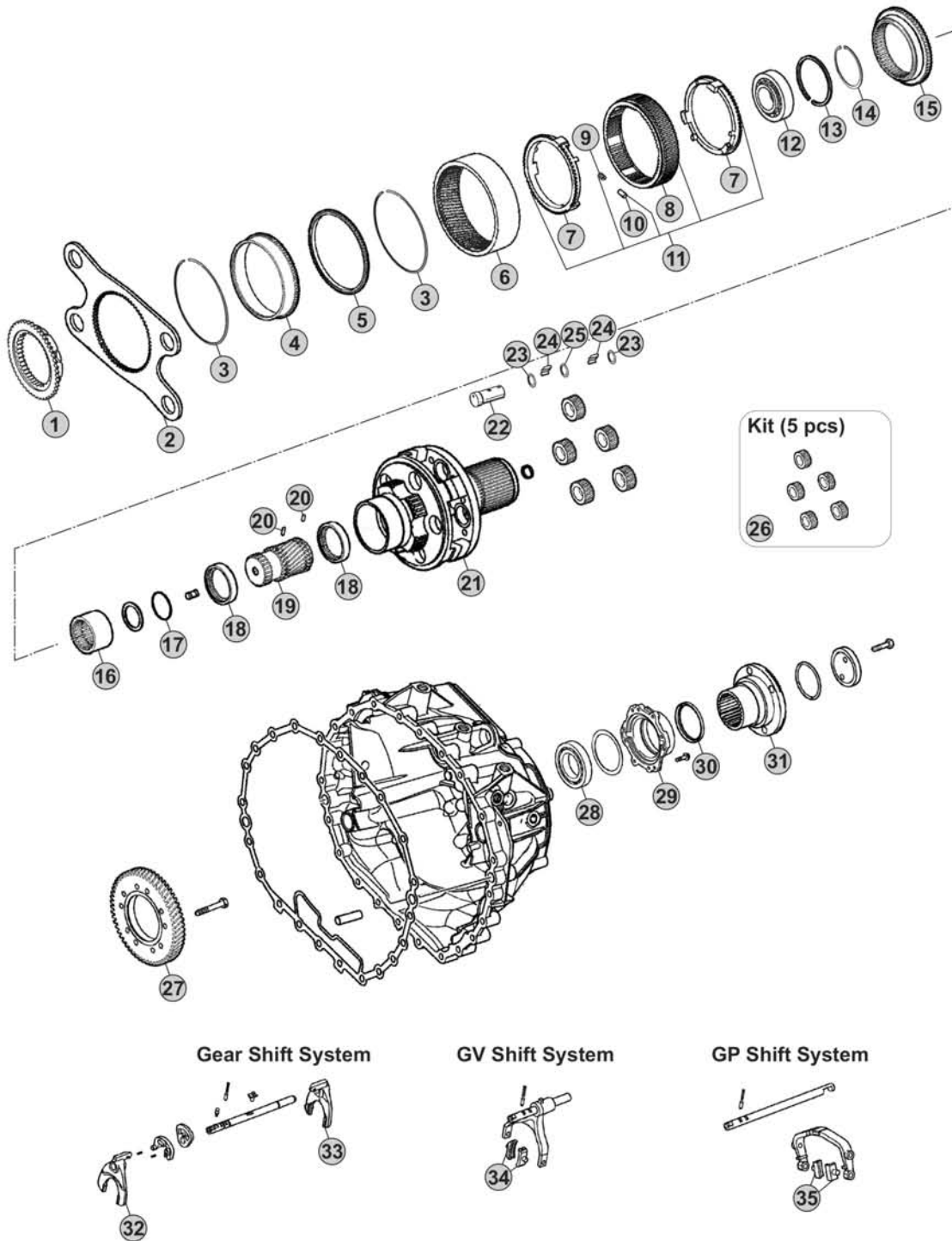


MODELS:

- AS TRONIC

VERSIONS:

- 12AS1935 (1327 xxx xxx)



Our spare parts are not the originals but interchangeable with the originals ones. All original equipment manufacturers' numbers, pictures and models used in this catalogue are for reference only. Our products bear our trade-mark.

Notes

12AS1935 R. 15,86-1,00

Our spare parts are not the originals but interchangeable with the originals ones. All original equipment manufacturers' numbers, pictures and models used in this catalogue are for reference only. Our products bear our trade-mark.

Fig.	CEI no.	ZF no.	Description	Q.ty	Notes	12AS1935			
1	109.748	1328 333 010	Synchronizer Cone	1		●			
2	298.146	1328 333 006	Flange GP	1		●			
3	111.373	0730 513 682	Retainer ring	2		●			
4	123.290	1358 332 221	Inside crown support 82 T	1		●			
5	119.274	1358 332 222	Synchronizer ring	1		●			
6	123.289	1328 332 045	Crown Gear 82 T	1		●			
7	119.269	1328 333 005	Synchronizer ring	2		●			
8	154.419	1358 333 012	Sliding Sleeve	1		●			
9	156.125	0732 040 929	Spring De.6x36	6		●			
10	171.069	0730 162 804	Cylinder roller	6		●			
11	298.894	1328 233 001	Synchro Kit	1		●			
12	130.981	0750 118 284	Bearing 100x130x30	1		●			
13	111.402	0630 513 139	Elastic Ring	1		●			
14	111.401	0730 513 745	Lock Ring A=2,50	1		●			
15	109.749	1328 333 009	Synchronizer Cone	1		●			
16	154.488	1328 304 068	Sliding Sleeve	1		●			
17	111.406	0630 502 218	Lock Ring 64x2	1		●			
18	269.794	1358 332 223	Pressure Disc	2		●			
19	157.744	1328 332 030	Sun Gear 23 T	1		●			
20	160.279	7636 038 103	Pin	2		●			
21	190.430	1328 232 011	Planetary Carrier	1	W/out Retarder	●			
21	190.493	1358 232 201	Planetary Carrier	1	W/Retarder	●			
22	107.236	1328 332 041	Planetary pin	5		●			
23	269.009	0730 109 323	Spacer Ring	10		●			
24	171.062	0750 119 116	Needle 10x16,80 (140 pcs)	140		●			
25	269.647	0730 109 640	Thrust Washer T.9,00 mm	5		●			
26	298.248	1328 232 006	Planetary Gear Set	1		●			
27	244.191	6085 301 217	Gear 57 T	1	With Retarder	●			
28	130.245	0750 116 394	Bearing 90x160x30	1		●			
29	128.328	1328 331 002	Cover	1		●			
30	139.633	0734 319 459	Seal Ring	1		●			
31		1327 332 005	Output Flange	1		●			
32	141.227	1328 306 026	Fork	1		●			
33	141.243	1327 306 007	Fork	1		●			
34	141.215	1328 312 005	Sliding Pad	2		●			
35	141.214	1328 334 004	Sliding Pad	2		●			

AS TRONIC
12AS1935

Date 04/2016 Notes _____

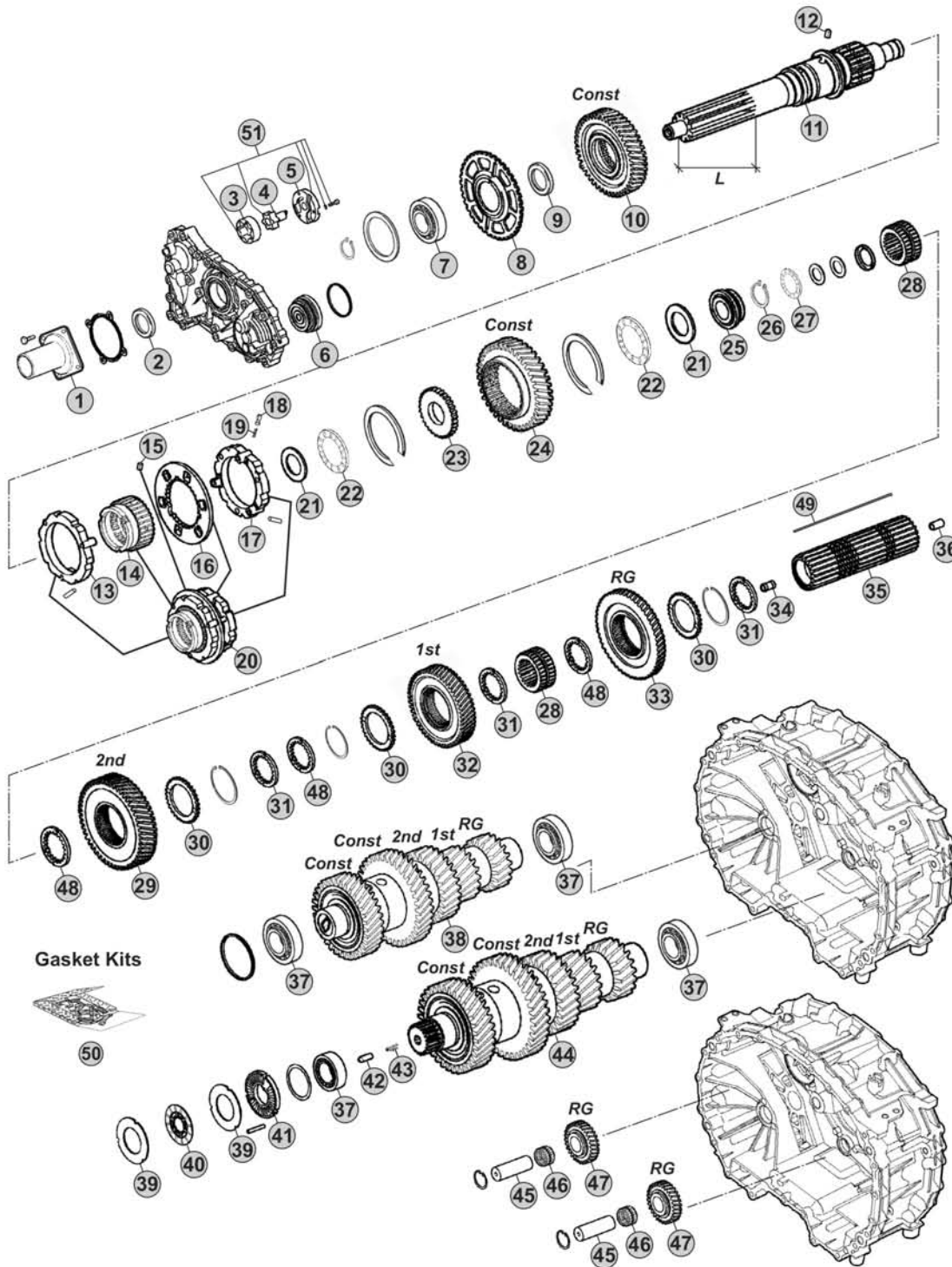


MODELS:

- AS TRONIC

VERSIONS:

- 12AS2001 (1348 xxx xxx)



Our spare parts are not the originals but interchangeable with the originals ones. All original equipment manufacturers' numbers, pictures and models used in this catalogue are for reference only. Our products bear our trade-mark.

Notes

12AS2001 R. 12,33-0,78

Our spare parts are not the originals but interchangeable with the originals ones. All original equipment manufacturers' numbers, pictures and models used in this catalogue are for reference only. Our products bear our trade-mark.

Fig.	CEI no.	ZF no.	Description	Q.ty	Notes	12AS2001				
1	128.327	1328 302 202	Front cover	1		●				
2	139.966	0734 319 847	Oil Seal 55x70x8	1		●				
3	189.678	1315 303 027	Rotor	1		●				
4	189.679	1314 202 039	Oil Pump Shaft	1		●				
5	189.728	1314 302 138	Oil Pump Cover	1		●				
6	188.272	1328 202 024	Piston	1		●				
7	130.823	0750 116 365	Bearing 65x120x23	1		●				
8	126.032	1328 302 024	Speedometer Gear	1		●				
9	269.320	0730 110 392	Thrust Washer	1		●				
10	145.993	1327 302 015	Constant Gear 46 T	1		●				
11	103.220	1328 302 078	Input Shaft L=110 mm	1		●				
12	160.261	1328 302 072	Lock Pin	1		●				
13	119.272	1328 202 046	Synchronizer Ring	1		●				
14	154.422	1328 302 064	Sliding Sleeve	1		●				
15	160.261	1328 302 072	Lock Pin	1		●				
16	135.189	1328 302 132	Plate	1		●				
17	119.273	1328 202 048	Synchronizer Ring	1		●				
18	171.063	0635 470 046	Needle	3		●				
19	156.037	0732 040 385	Outer Spring De.6x34	3		●				
20	196.371	1328 298 001	Synchronizer Assy	1		●				
21	269.322	0730 111 066	Washer	2		●				
22	137.316	0735 301 274	Needle 43x73x8	2		●				
23	269.205	1328 302 061	Washer	1		●				
24	145.994	1327 304 015	Constant gear 40 T	1		●				
25	111.377	1328 302 075	Ring	1		●				
26	139.863	0730 513 641	Retaining Ring T.2,00	1		●				
27	137.376	0735 321 381	Needle 30x52x7,5 mm	1		●				
28	155.246	1328 304 064	Sliding Hub	2		●				
29	244.058	1327 304 024	Gear 2nd Speed 48 T	1		●				
30	269.175	1314 304 119	Follower ring outer	3		●				
31	269.176	1314 304 008	Follower ring inner Th.7,00 mm	3		●				
32	244.059	1328 304 060	Gear 1st Speed 54 T	1		●				
33	244.060	1328 304 061	Reverse Gear 50 T	1		●				
34	189.729	1314 304 097	Oil Tube	1		●				
35	103.243	1327 304 032	Main shaft	1		●				
36	189.730	1314 332 043	Oil Tube	1		●				
37	130.993	0750 117 640	Bearing 50x90x28	4		●				
38	190.428	1327 203 054	Countershaft 19/19/28/38/44 T	1		●				
39	269.178	1314 303 077	Clutch disc	4		●				
40	269.793	0501 214 821	Clutch Disc	2		●				
41	128.226	1328 302 118	Cover	1		●				
42	160.303	0731 208 242	Pin	1		●				
43	156.212	0732 042 766	Spring	1		●				

AS TRONIC
12AS2001

Date

04/2016

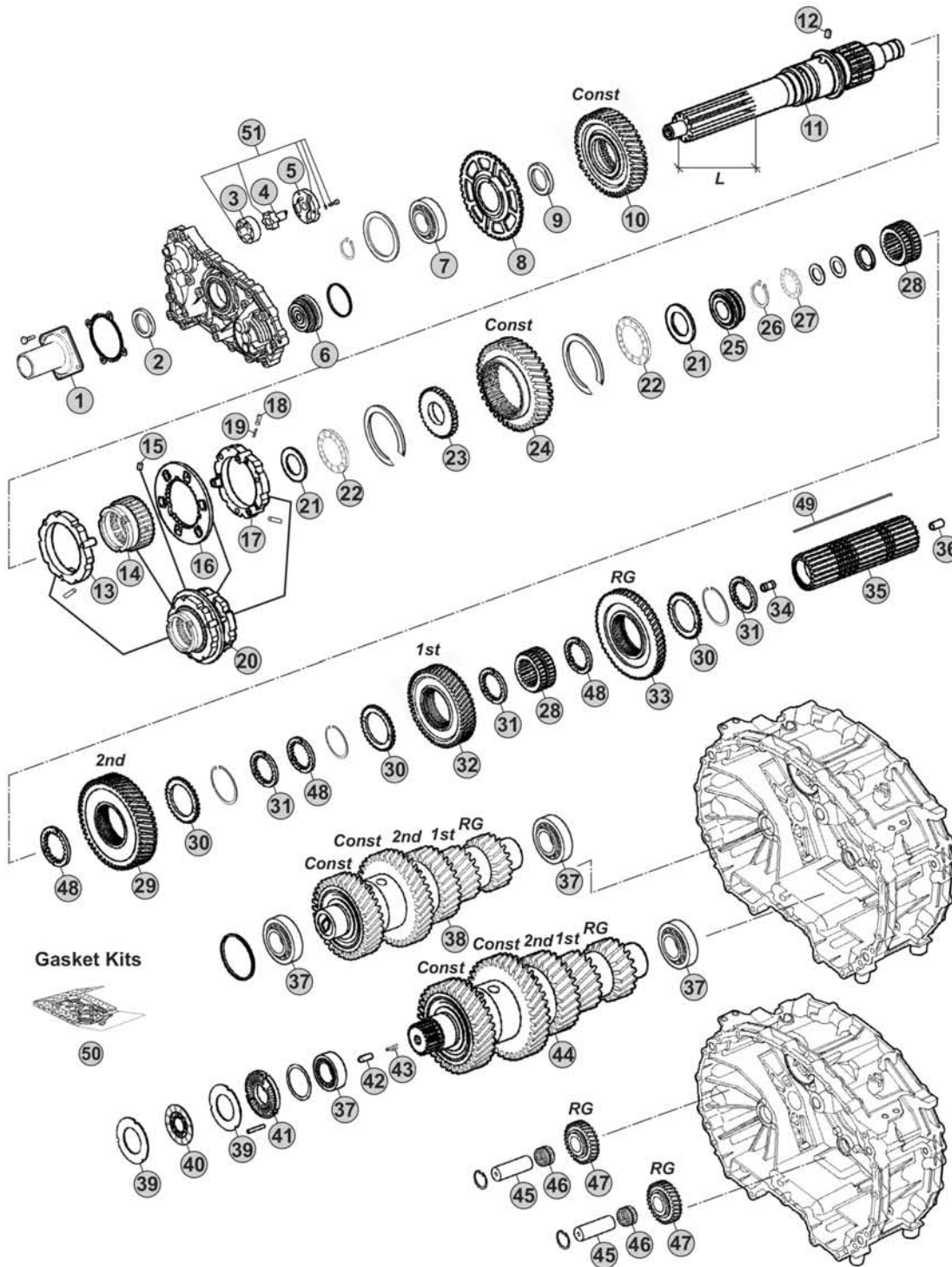
Notes

MODELS:

- AS TRONIC

VERSIONS:

- 12AS2001 (1348 xxx xxx)



Notes

12AS2001 R. 12,33-0,78

Our spare parts are not the originals but interchangeable with the originals ones. All original equipment manufacturers' numbers, pictures and models used in this catalogue are for reference only. Our products bear our trade-mark.

Our spare parts are not the originals but interchangeable with the originals ones. All original equipment manufacturers' numbers, pictures and models used in this catalogue are for reference only. Our products bear our trade-mark.

Fig.	CEI no.	ZF no.	Description	Q.ty	Notes	12AS2001				
44	190.429	1327 203 055	Countershaft 19/19/28/38/44 T	1		●				
45	107.269	1328 305 007	Reverse Shaft	2		●				
46	137.808	0735 321 454	Needle Cage	2		●				
47	147.302	1328 305 014	Reverse Gear 29 T	2		●				
48	269.176	1314 304 008	Follower ring inner Th.7,00 mm	3		●				
48	269.354	1327 304 033	Spacer Th 7,05 mm	3		●				
48	269.355	1327 304 034	Spacer Th.7,10 mm	3		●				
48	269.356	1327 304 035	Spacer Th.7,15 mm	3		●				
48	269.357	1327 304 036	Spacer Th.7,20 mm	3		●				
49	189.653	1328 304 035	Key	1		●				
50	298.158	1327 298 001	Gasket Kit	1		●				
51	280.823	1314 202 055	Oil Pump Kit	1		●				

AS TRONIC 12AS2001

Date 04/2016 Notes _____

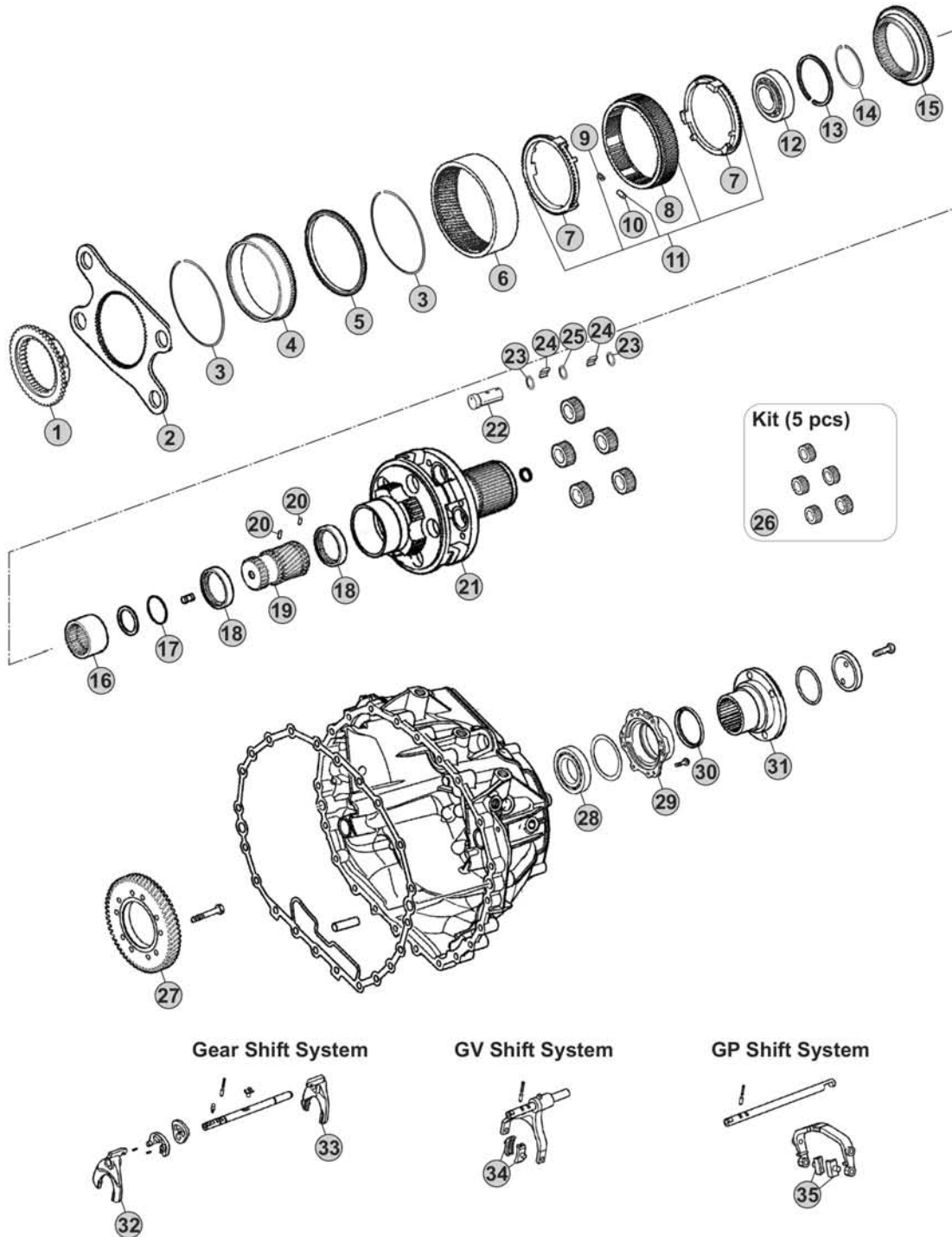


MODELS:

- AS TRONIC

VERSIONS:

- 12AS2001 (1348 xxx xxx)



Our spare parts are not the originals but interchangeable with the originals ones. All original equipment manufacturers' numbers, pictures and models used in this catalogue are for reference only. Our products bear our trade-mark.

Notes

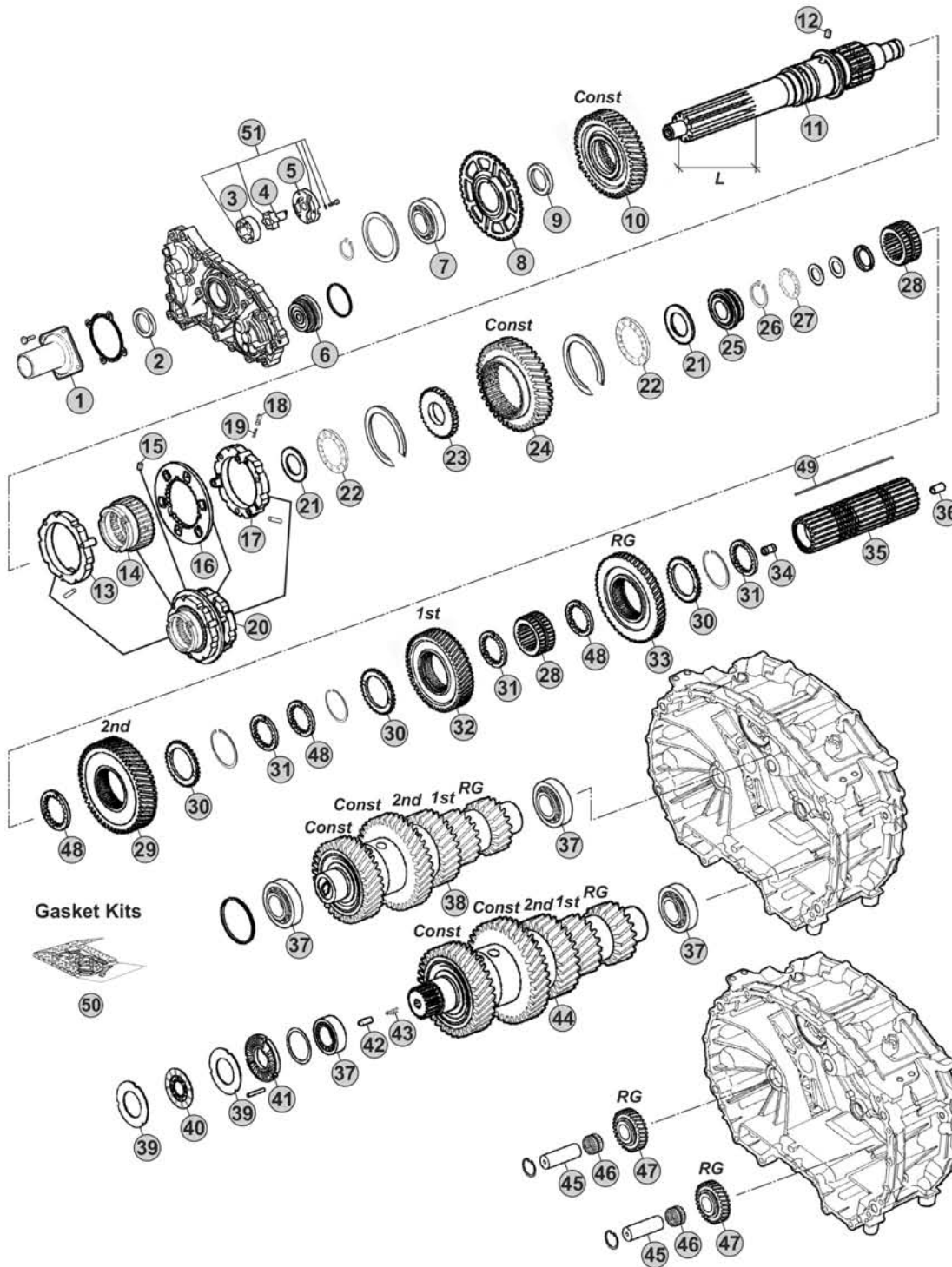
12AS2001 R. 12,33-0,78

MODELS:

- AS TRONIC

VERSIONS:

- 12AS2130 (1327 xxx xxx)



Notes

12AS2130 R. 12,33-0,78

Our spare parts are not the originals but interchangeable with the originals ones. All original equipment manufacturers' numbers, pictures and models used in this catalogue are for reference only. Our products bear our trade-mark.

Our spare parts are not the originals but interchangeable with the originals ones. All original equipment manufacturers' numbers, pictures and models used in this catalogue are for reference only. Our products bear our trade-mark.

Fig.	CEI no.	ZF no.	Description	Q.ty	Notes	12AS2130			
1	128.327	1328 302 202	Front cover	1		●			
2	139.966	0734 319 847	Oil Seal 55x70x8	1		●			
3	189.678	1315 303 027	Rotor	1		●			
4	189.679	1314 202 039	Oil Pump Shaft	1		●			
5	189.728	1314 302 138	Oil Pump Cover	1		●			
6	188.272	1328 202 024	Piston	1		●			
7	130.823	0750 116 365	Bearing 65x120x23	1		●			
8	126.032	1328 302 024	Speedometer Gear	1		●			
9	269.320	0730 110 392	Thrust Washer	1		●			
10	145.993	1327 302 015	Constant Gear 46 T	1		●			
11	103.282	1328 302 077	Input Shaft L=116 mm	1		●			
11	103.220	1328 302 078	Input Shaft L=110 mm	1		●			
12	160.261	1328 302 072	Lock Pin	1		●			
13	119.272	1328 202 046	Synchronizer Ring	1		●			
14	154.422	1328 302 064	Sliding Sleeve	1		●			
15	160.261	1328 302 072	Lock Pin	1		●			
16	135.189	1328 302 132	Plate	1		●			
17	119.273	1328 202 048	Synchronizer Ring	1		●			
18	171.063	0635 470 046	Needle	3		●			
19	156.037	0732 040 385	Outer Spring De.6x34	3		●			
20	196.371	1328 298 001	Synchronizer Assy	1		●			
21	269.322	0730 111 066	Washer	2		●			
22	137.316	0735 301 274	Needle 43x73x8	2		●			
23	269.205	1328 302 061	Washer	1		●			
24	145.994	1327 304 015	Constant gear 40 T	1		●			
25	111.377	1328 302 075	Ring	1		●			
26	139.863	0730 513 641	Retaining Ring T.2,00	1		●			
27	137.376	0735 321 381	Needle 30x52x7,5 mm	1		●			
28	155.246	1328 304 064	Sliding Hub	2		●			
29	244.058	1327 304 024	Gear 2nd Speed 48 T	1		●			
30	269.175	1314 304 119	Follower ring outer	3		●			
31	269.176	1314 304 008	Follower ring inner Th.7,00 mm	3		●			
32	244.059	1328 304 060	Gear 1st Speed 54 T	1		●			
33	244.060	1328 304 061	Reverse Gear 50 T	1		●			
34	189.729	1314 304 097	Oil Tube	1		●			
35	103.243	1327 304 032	Main shaft	1		●			
36	189.730	1314 332 043	Oil Tube	1		●			
37	130.993	0750 117 640	Bearing 50x90x28	4		●			
38	190.428	1327 203 054	Countershaft 19/19/28/38/44 T	1		●			
39	269.178	1314 303 077	Clutch disc	4		●			
40	269.793	0501 214 821	Clutch Disc	2		●			
41	128.226	1328 302 118	Cover	1		●			
42	160.303	0731 208 242	Pin	1		●			

AS TRONIC
12AS2130

Date

04/2016

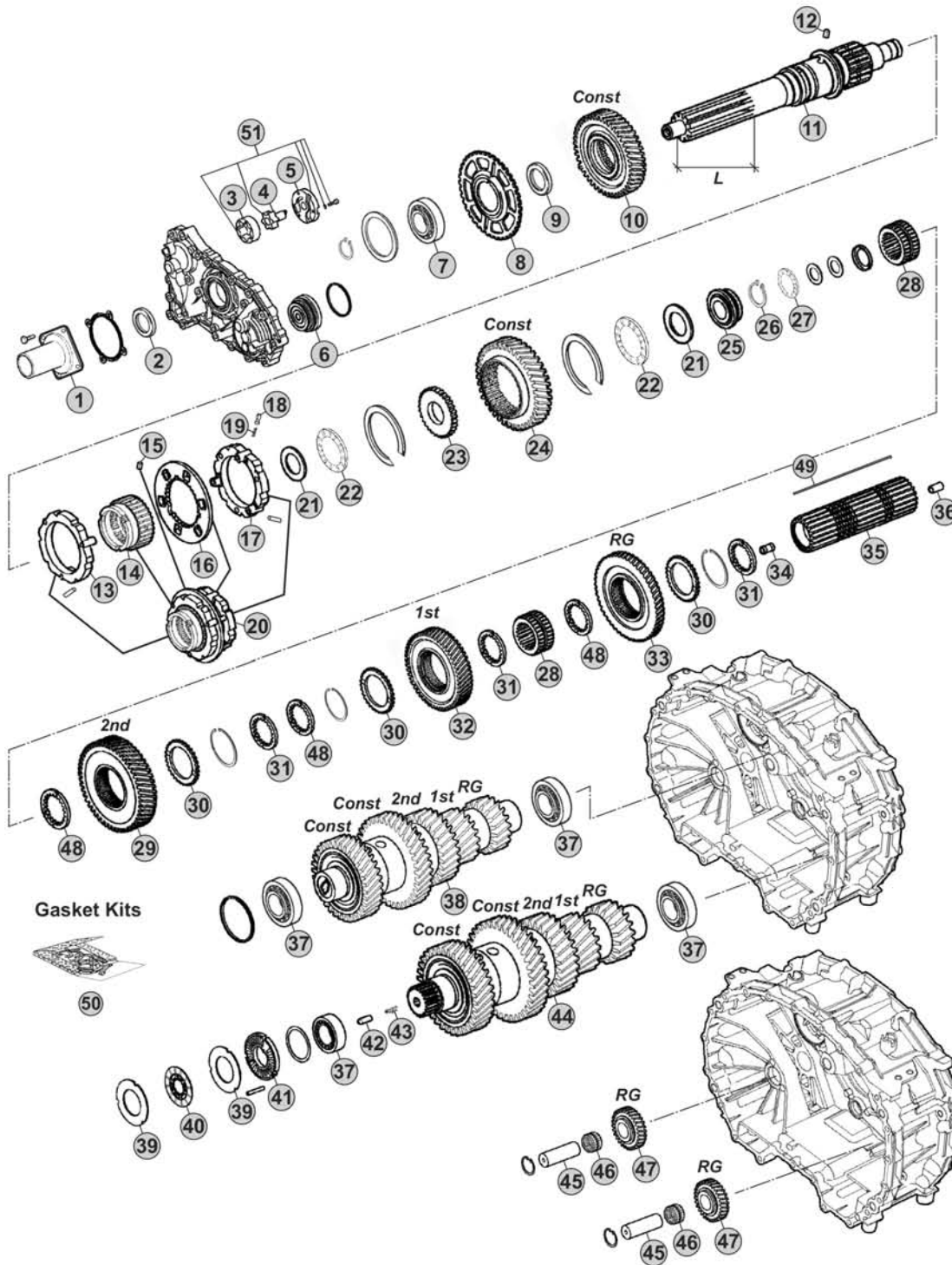
Notes

MODELS:

- AS TRONIC

VERSIONS:

- 12AS2130 (1327 xxx xxx)



Notes

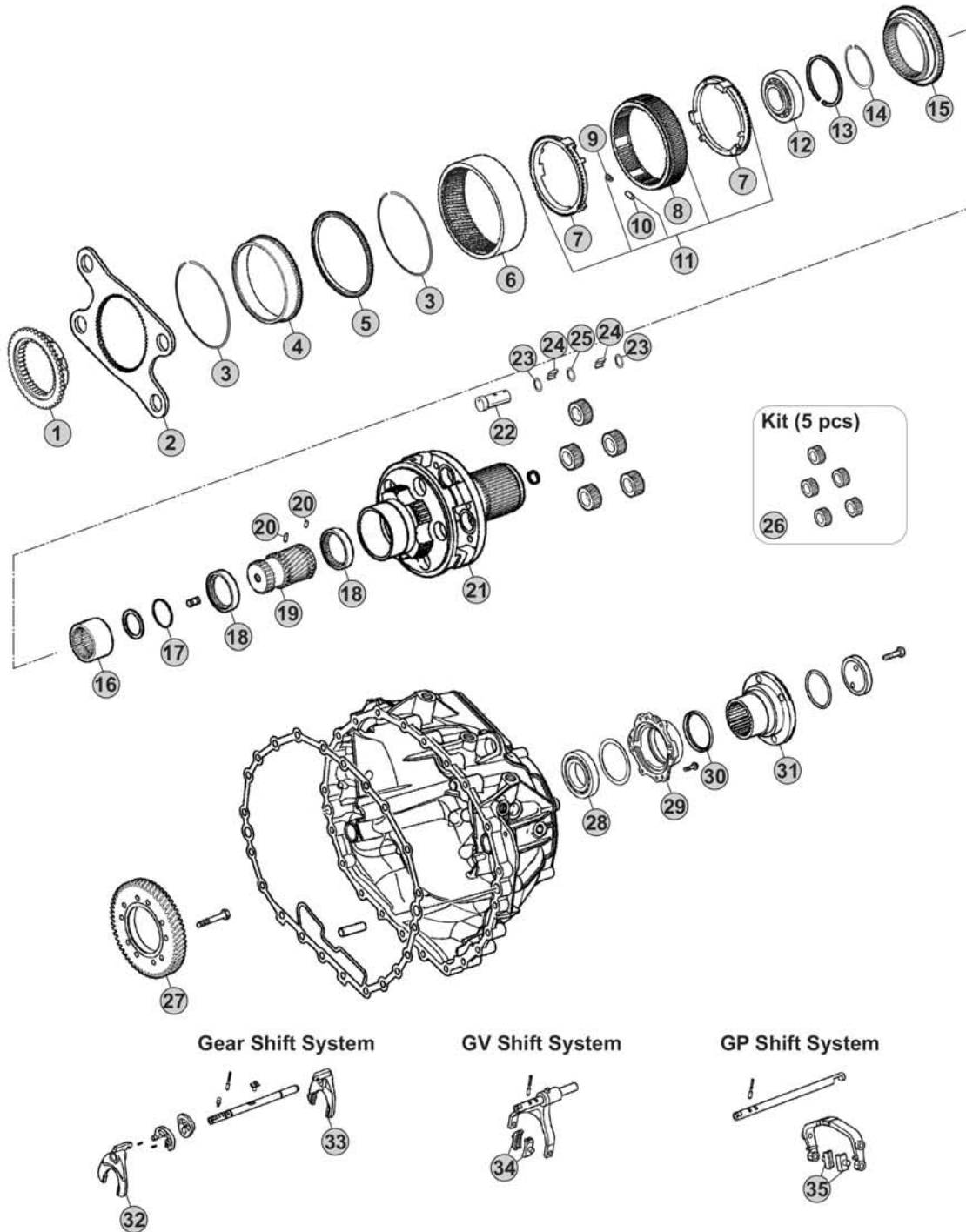
12AS2130 R. 12,33-0,78

MODELS:

- AS TRONIC

VERSIONS:

- 12AS2130 (1327 xxx xxx)



Our spare parts are not the originals but interchangeable with the originals ones. All original equipment manufacturers' numbers, pictures and models used in this catalogue are for reference only. Our products bear our trade-mark.

Notes

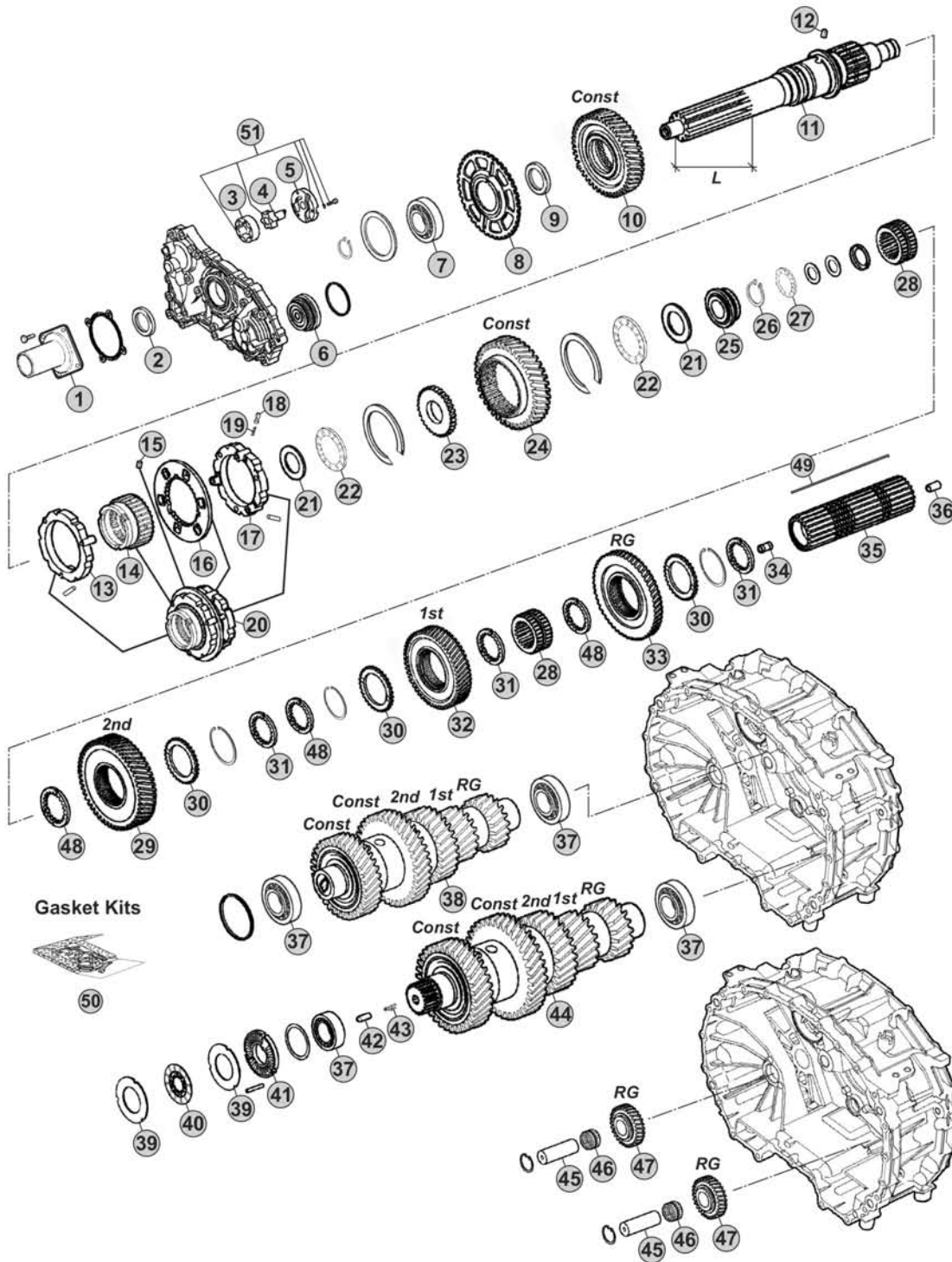
12AS2130 R. 12,33-0,78

MODELS:

- AS TRONIC

VERSIONS:

- 12AS2130 (1353 xxx xxx)



Notes

12AS2130 R. 15,86-1,00

Our spare parts are not the originals but interchangeable with the originals ones. All original equipment manufacturers' numbers, pictures and models used in this catalogue are for reference only. Our products bear our trade-mark.

Fig.	CEI no.	ZF no.	Description	Q.ty	Notes	12AS2130				
1	128.327	1328 302 202	Front cover	1		●				
2	139.966	0734 319 847	Oil Seal 55x70x8	1		●				
3	189.678	1315 303 027	Rotor	1		●				
4	189.679	1314 202 039	Oil Pump Shaft	1		●				
5	189.728	1314 302 138	Oil Pump Cover	1		●				
6	188.272	1328 202 024	Piston	1		●				
7	130.823	0750 116 365	Bearing 65x120x23	1		●				
8	126.032	1328 302 024	Speedometer Gear	1		●				
9	269.320	0730 110 392	Thrust Washer	1		●				
10	244.013	1327 302 005	Constant Gear 36 T	1		●				
11	103.282	1328 302 077	Input Shaft L=116 mm	1		●				
11	103.220	1328 302 078	Input Shaft L=110 mm	1		●				
12	160.261	1328 302 072	Lock Pin	1		●				
13	119.272	1328 202 046	Synchronizer Ring	1		●				
14	154.422	1328 302 064	Sliding Sleeve	1		●				
15	160.261	1328 302 072	Lock Pin	1		●				
16	135.189	1328 302 132	Plate	1		●				
17	119.286	1328 202 043	Synchronizer Ring	1		●				
18	171.063	0635 470 046	Needle	3		●				
19	156.037	0732 040 385	Outer Spring De.6x34	3		●				
20	196.374	1328 298 002	Synchronizer Assy	1		●				
21	269.322	0730 111 066	Washer	2		●				
22	137.316	0735 301 274	Needle 43x73x8	2		●				
23	269.205	1328 302 061	Washer	1		●				
24	145.994	1327 304 015	Constant gear 40 T	1		●				
25	111.377	1328 302 075	Ring	1		●				
26	139.863	0730 513 641	Retaining Ring T.2,00	1		●				
27	137.376	0735 321 381	Needle 30x52x7,5 mm	1		●				
28	155.246	1328 304 064	Sliding Hub	2		●				
29	244.058	1327 304 024	Gear 2nd Speed 48 T	1		●				
30	269.175	1314 304 119	Follower ring outer	3		●				
31	269.176	1314 304 008	Follower ring inner Th.7,00 mm	3		●				
32	244.059	1328 304 060	Gear 1st Speed 54 T	1		●				
33	244.060	1328 304 061	Reverse Gear 50 T	1		●				
34	189.729	1314 304 097	Oil Tube	1		●				
35	103.243	1327 304 032	Main shaft	1		●				
36	189.730	1314 332 043	Oil Tube	1		●				
37	130.993	0750 117 640	Bearing 50x90x28	4		●				
38	190.426	1327 203 043	Countershaft 19/19/28/38/44 T	1		●				
39	269.178	1314 303 077	Clutch disc	4		●				
40	269.793	0501 214 821	Clutch Disc	2		●				
41	128.226	1328 302 118	Cover	1		●				
42	160.303	0731 208 242	Pin	1		●				

AS TRONIC
12AS2130

Date

04/2016

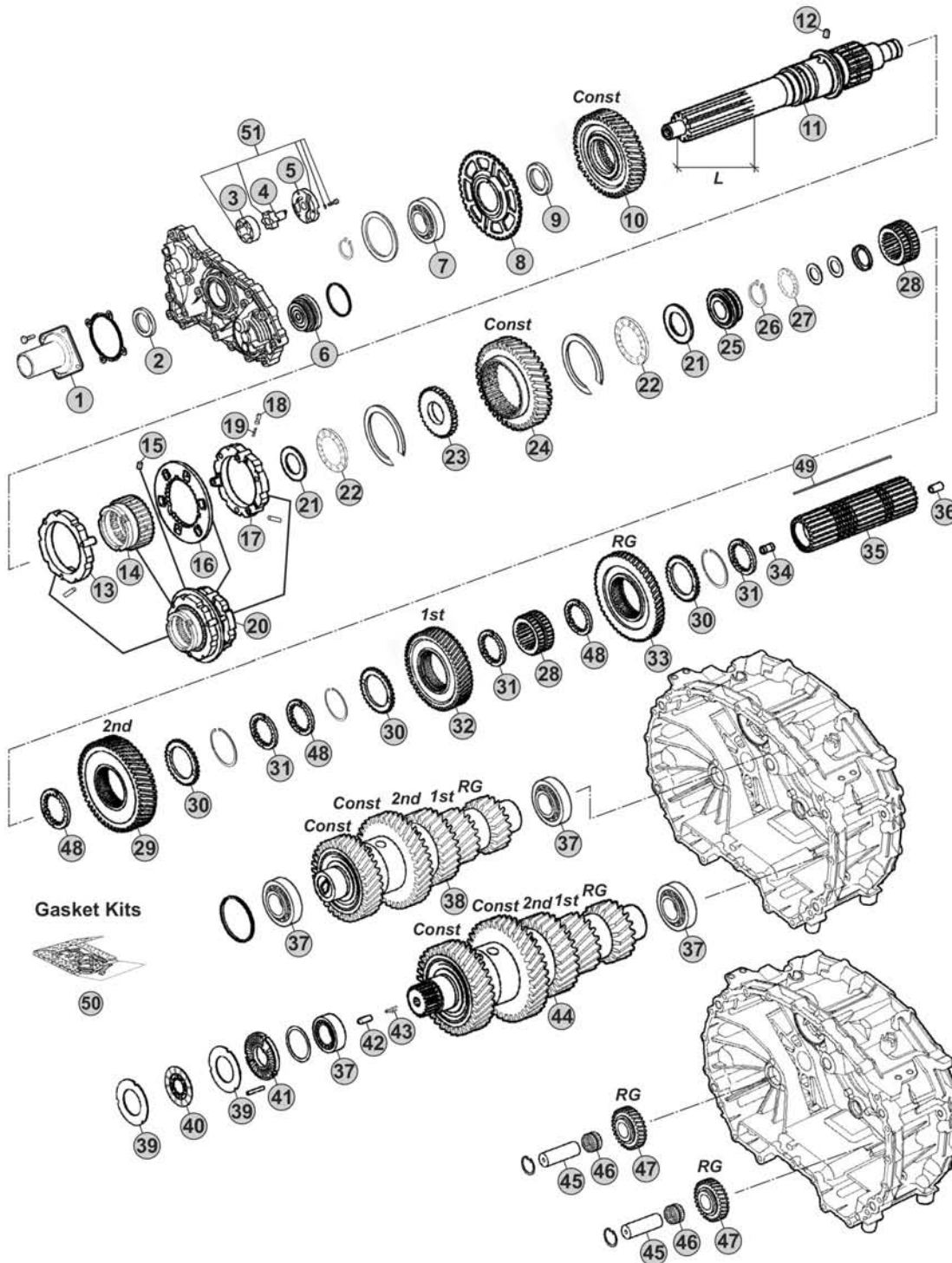
Notes

MODELS:

- AS TRONIC

VERSIONS:

- 12AS2130 (1353 xxx xxx)



Our spare parts are not the originals but interchangeable with the originals ones. All original equipment manufacturers' numbers, pictures and models used in this catalogue are for reference only. Our products bear our trade-mark.

Notes

12AS2130 R. 15,86-1,00

Our spare parts are not the originals but interchangeable with the originals ones. All original equipment manufacturers' numbers, pictures and models used in this catalogue are for reference only. Our products bear our trade-mark.

Fig.	CEI no.	ZF no.	Description	Q.ty	Notes	12AS2130		
43	156.212	0732 042 766	Spring	1		●		
44	190.427	1327 203 045	Countershaft 19/19/28/38/44 T	1		●		
45	107.269	1328 305 007	Reverse Shaft	2		●		
46	137.808	0735 321 454	Needle Cage	2		●		
47	147.302	1328 305 014	Reverse Gear 29 T	2		●		
48	269.176	1314 304 008	Follower ring inner Th.7,00 mm	3		●		
48	269.354	1327 304 033	Spacer Th 7,05 mm	3		●		
48	269.355	1327 304 034	Spacer Th.7,10 mm	3		●		
48	269.356	1327 304 035	Spacer Th.7,15 mm	3		●		
48	269.357	1327 304 036	Spacer Th.7,20 mm	3		●		
49	189.653	1328 304 035	Key	1		●		
50	298.158	1327 298 001	Gasket Kit	1		●		
51	280.823	1314 202 055	Oil Pump Kit	1		●		

**AS TRONIC
12AS2130**

Date 04/2016 **Notes** _____

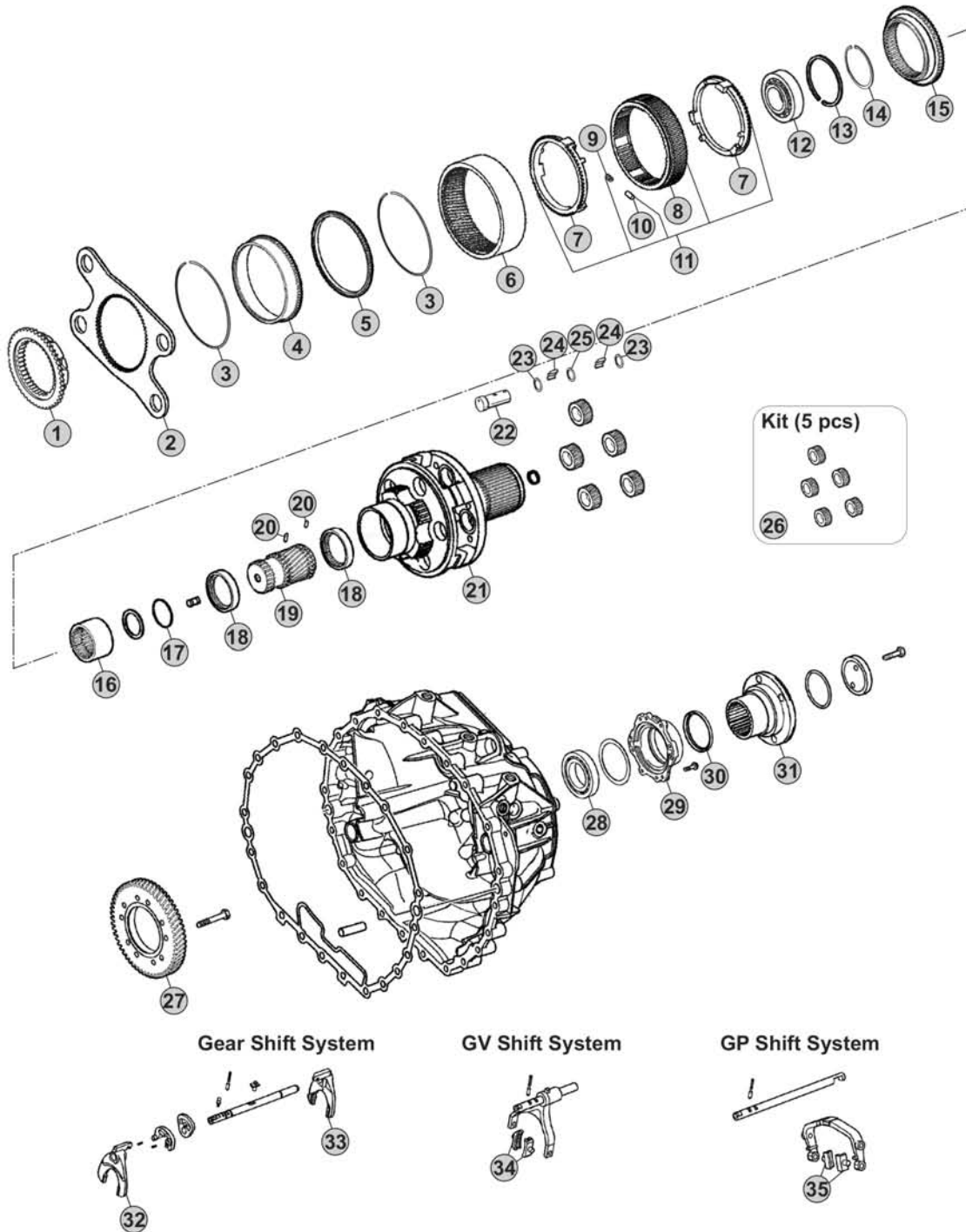


MODELS:

- AS TRONIC

VERSIONS:

- 12AS2130 (1353 xxx xxx)



Our spare parts are not the originals but interchangeable with the originals ones. All original equipment manufacturers' numbers, pictures and models used in this catalogue are for reference only. Our products bear our trade-mark.

Notes

12AS2130 R. 15,86-1,00

Our spare parts are not the originals but interchangeable with the originals ones. All original equipment manufacturers' numbers, pictures and models used in this catalogue are for reference only. Our products bear our trade-mark.

Fig.	CEI no.	ZF no.	Description	Q.ty	Notes	12AS2130				
1	109.748	1328 333 010	Synchronizer Cone	1		●				
2	298.146	1328 333 006	Flange GP	1		●				
3	111.373	0730 513 682	Retainer ring	2		●				
4	123.290	1358 332 221	Inside crown support 82 T	1		●				
5	119.274	1358 332 222	Synchronizer ring	1		●				
6	123.289	1328 332 045	Crown Gear 82 T	1		●				
7	119.269	1328 333 005	Synchronizer ring	2		●				
8	154.419	1358 333 012	Sliding Sleeve	1		●				
9	156.125	0732 040 929	Spring De.6x36	6		●				
10	171.069	0730 162 804	Cylinder roller	6		●				
11	298.894	1328 233 001	Synchro Kit	1		●				
12	130.981	0750 118 284	Bearing 100x130x30	1		●				
13	111.402	0630 513 139	Elastic Ring	1		●				
14	111.401	0730 513 745	Lock Ring A=2,50	1		●				
15	109.749	1328 333 009	Synchronizer Cone	1		●				
16	154.488	1328 304 068	Sliding Sleeve	1		●				
17	111.406	0630 502 218	Lock Ring 64x2	1		●				
18	269.794	1358 332 223	Pressure Disc	2		●				
19	157.744	1328 332 030	Sun Gear 23 T	1		●				
20	160.279	7636 038 103	Pin	2		●				
21	190.430	1328 232 011	Planetary Carrier	1	W/out Retarder	●				
21	190.493	1358 232 201	Planetary Carrier	1	With Retarder	●				
22	107.236	1328 332 041	Planetary pin	5		●				
23	269.009	0730 109 323	Spacer Ring	10		●				
24	171.062	0750 119 116	Needle 10x16,80 (140 pcs)	140		●				
25	269.647	0730 109 640	Thrust Washer T.9,00 mm	5		●				
26	298.248	1328 232 006	Planetary Gear Set	1		●				
27	244.191	6085 301 217	Gear 57 T	1	With Retarder	●				
28	130.245	0750 116 394	Bearing 90x160x30	1		●				
29	128.328	1328 331 002	Cover	1		●				
30	139.633	0734 319 459	Seal Ring	1		●				
31	197.258	1314 332 054	Output Flange	1		●				
32	141.227	1328 306 026	Fork	1		●				
33	141.243	1327 306 007	Fork	1		●				
34	141.215	1328 312 005	Sliding Pad	2		●				
35	141.214	1328 334 004	Sliding Pad	2		●				

AS TRONIC
12AS2130

Date _____ Notes _____
04/2016

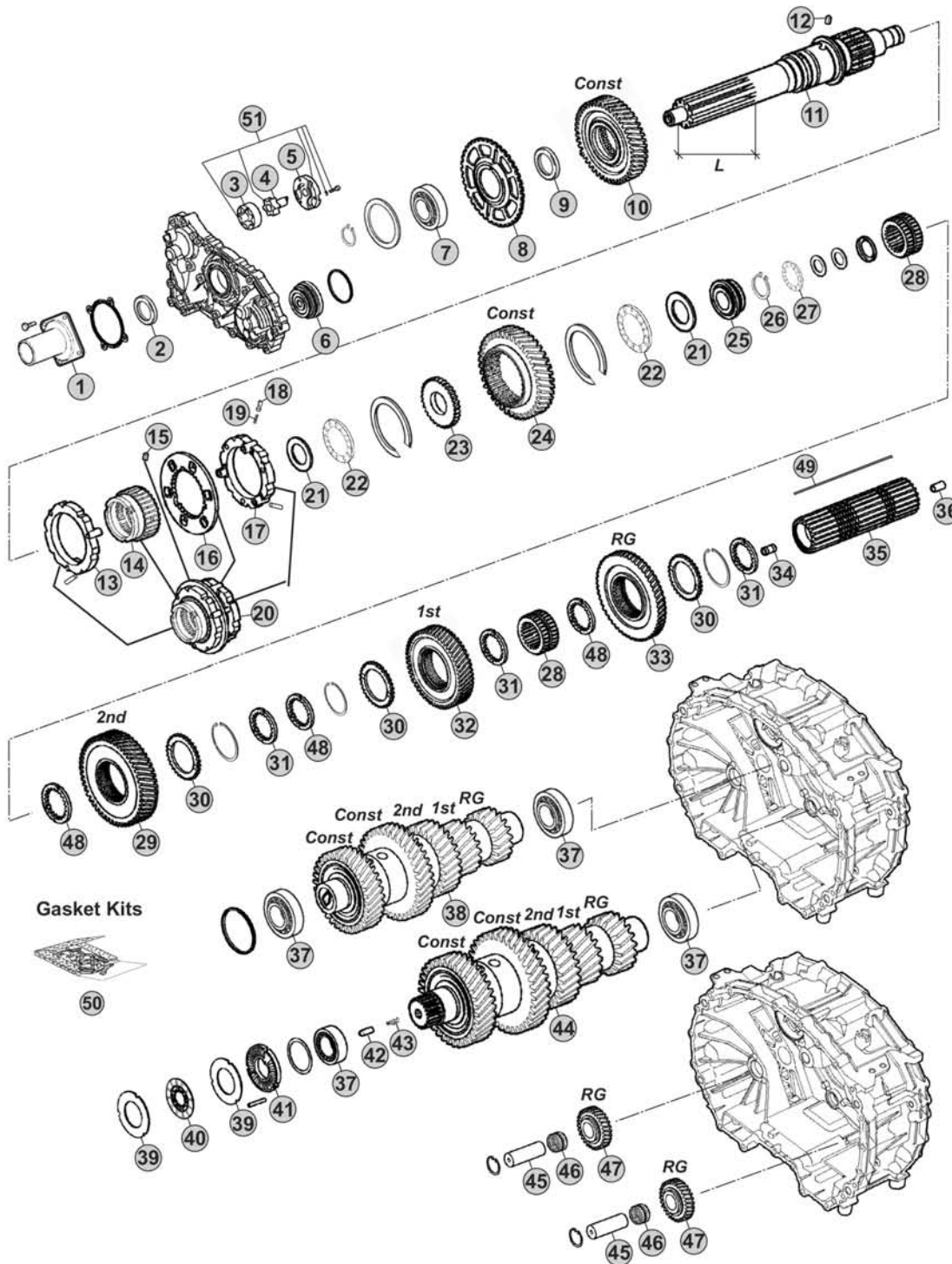


MODELS:

- AS TRONIC

VERSIONS:

- 12AS2131 (1327 xxx xxx)



Notes

- (A) R. 12,33-0,78
- (B) R. 15,86-1,00

Our spare parts are not the originals but interchangeable with the originals ones. All original equipment manufacturers' numbers, pictures and models used in this catalogue are for reference only. Our products bear our trade-mark.

Fig.	CEI no.	ZF no.	Description	Q.ty	Notes	12AS2131			
1	128.327	1328 302 202	Front cover	1		●			
2	139.966	0734 319 847	Oil Seal 55x70x8	1		●			
3	189.678	1315 303 027	Rotor	1		●			
4	189.679	1314 202 039	Oil Pump Shaft	1		●			
5	189.728	1314 302 138	Oil Pump Cover	1		●			
6	188.272	1328 202 024	Piston	1		●			
7	130.823	0750 116 365	Bearing 65x120x23	1		●			
8	126.032	1328 302 024	Speedometer Gear	1		●			
9	269.320	0730 110 392	Thrust Washer	1		●			
10	145.993	1327 302 015	Constant Gear 46 T	1	(A)	●			
10	244.013	1327 302 005	Constant Gear 36 T	1	(B)	●			
11	103.282	1328 302 077	Input Shaft L=116 mm	1		●			
11	103.220	1328 302 078	Input Shaft L=110 mm	1		●			
12	160.261	1328 302 072	Lock Pin	1		●			
13	119.272	1328 202 046	Synchronizer Ring	1		●			
14	154.422	1328 302 064	Sliding Sleeve	1		●			
15	160.261	1328 302 072	Lock Pin	1		●			
16	135.189	1328 302 132	Plate	1		●			
17	119.273	1328 202 048	Synchronizer Ring	1	(A)	●			
17	119.286	1328 202 043	Synchronizer Ring	1	(B)	●			
18	171.063	0635 470 046	Needle	3		●			
19	156.037	0732 040 385	Outer Spring De.6x34	3		●			
20	196.371	1328 298 001	Synchronizer Assy	1	(A)	●			
20	196.374	1328 298 002	Synchronizer Assy	1	(B)	●			
21	269.322	0730 111 066	Washer	2		●			
22	137.316	0735 301 274	Needle 43x73x8	2		●			
23	269.205	1328 302 061	Washer	1		●			
24	145.994	1327 304 015	Constant gear 40 T	1		●			
25	111.377	1328 302 075	Ring	1		●			
26	139.863	0730 513 641	Retaining Ring T.2,00	1		●			
27	137.376	0735 321 381	Needle 30x52x7,5 mm	1		●			
28	155.246	1328 304 064	Sliding Hub	2		●			
29	244.058	1327 304 024	Gear 2nd Speed 48 T	1		●			
30	269.175	1314 304 119	Follower ring outer	3		●			
31	269.176	1314 304 008	Follower ring inner Th.7,00 mm	3		●			
32	244.059	1328 304 060	Gear 1st Speed 54 T	1		●			
33	244.060	1328 304 061	Reverse Gear 50 T	1		●			
34	189.729	1314 304 097	Oil Tube	1		●			
35	103.243	1327 304 032	Main shaft	1		●			
36	189.730	1314 332 043	Oil Tube	1		●			
37	130.993	0750 117 640	Bearing 50x90x28	4		●			
38	190.428	1327 203 054	Countershaft 19/19/28/38/44 T	1	(A)	●			
38	190.426	1327 203 043	Countershaft 19/19/28/38/44 T	1	(B)	●			

AS TRONIC
12AS2131

Date

Notes

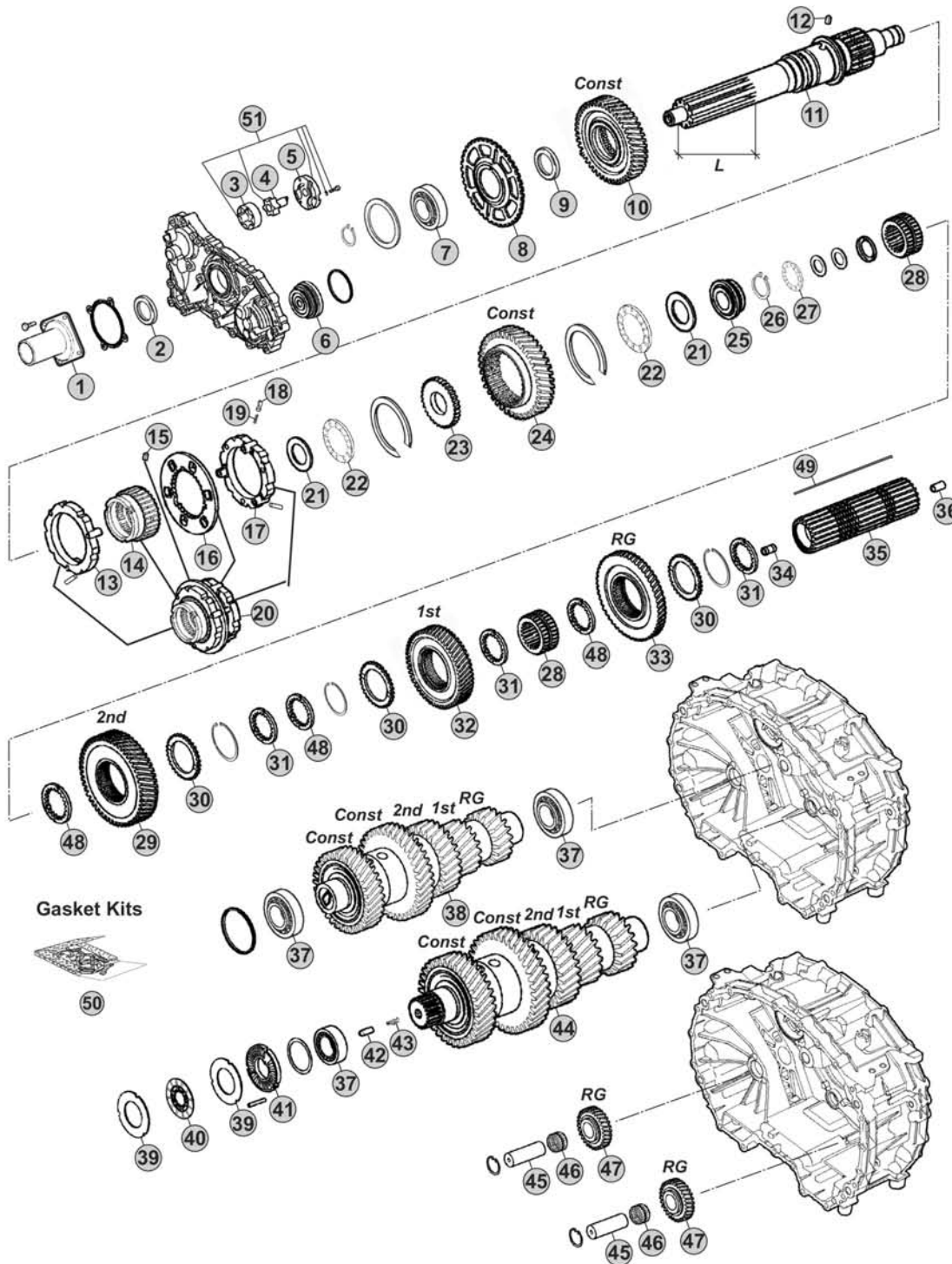
04/2016

MODELS:

- AS TRONIC

VERSIONS:

- 12AS2131 (1327 xxx xxx)



Notes

- (A) R. 12,33-0,78
- (B) R. 15,86-1,00

Our spare parts are not the originals but interchangeable with the originals ones. All original equipment manufacturers' numbers, pictures and models used in this catalogue are for reference only. Our products bear our trade-mark.

Fig.	CEI no.	ZF no.	Description	Q.ty	Notes	12AS2131			
39	269.178	1314 303 077	Clutch disc	4		●			
40	269.793	0501 214 821	Clutch Disc	2		●			
41	128.226	1328 302 118	Cover	1		●			
42	160.303	0731 208 242	Pin	1		●			
43	156.212	0732 042 766	Spring	1		●			
44	190.429	1327 203 055	Countershaft 19/19/28/38/44 T	1	(A)	●			
44	190.427	1327 203 045	Countershaft 19/19/28/38/44 T	1	(B)	●			
45	107.269	1328 305 007	Reverse Shaft	2		●			
46	137.808	0735 321 454	Needle Cage	2		●			
47	147.302	1328 305 014	Reverse Gear 29 T	2		●			
48	269.176	1314 304 008	Follower ring inner Th.7,00 mm	3		●			
48	269.354	1327 304 033	Spacer Th 7,05 mm	3		●			
48	269.355	1327 304 034	Spacer Th.7,10 mm	3		●			
48	269.356	1327 304 035	Spacer Th.7,15 mm	3		●			
48	269.357	1327 304 036	Spacer Th.7,20 mm	3		●			
49	189.653	1328 304 035	Key	1		●			
50	298.158	1327 298 001	Gasket Kit	1		●			
51	280.823	1314 202 055	Oil Pump Kit	1		●			



Date 04/2016 Notes _____

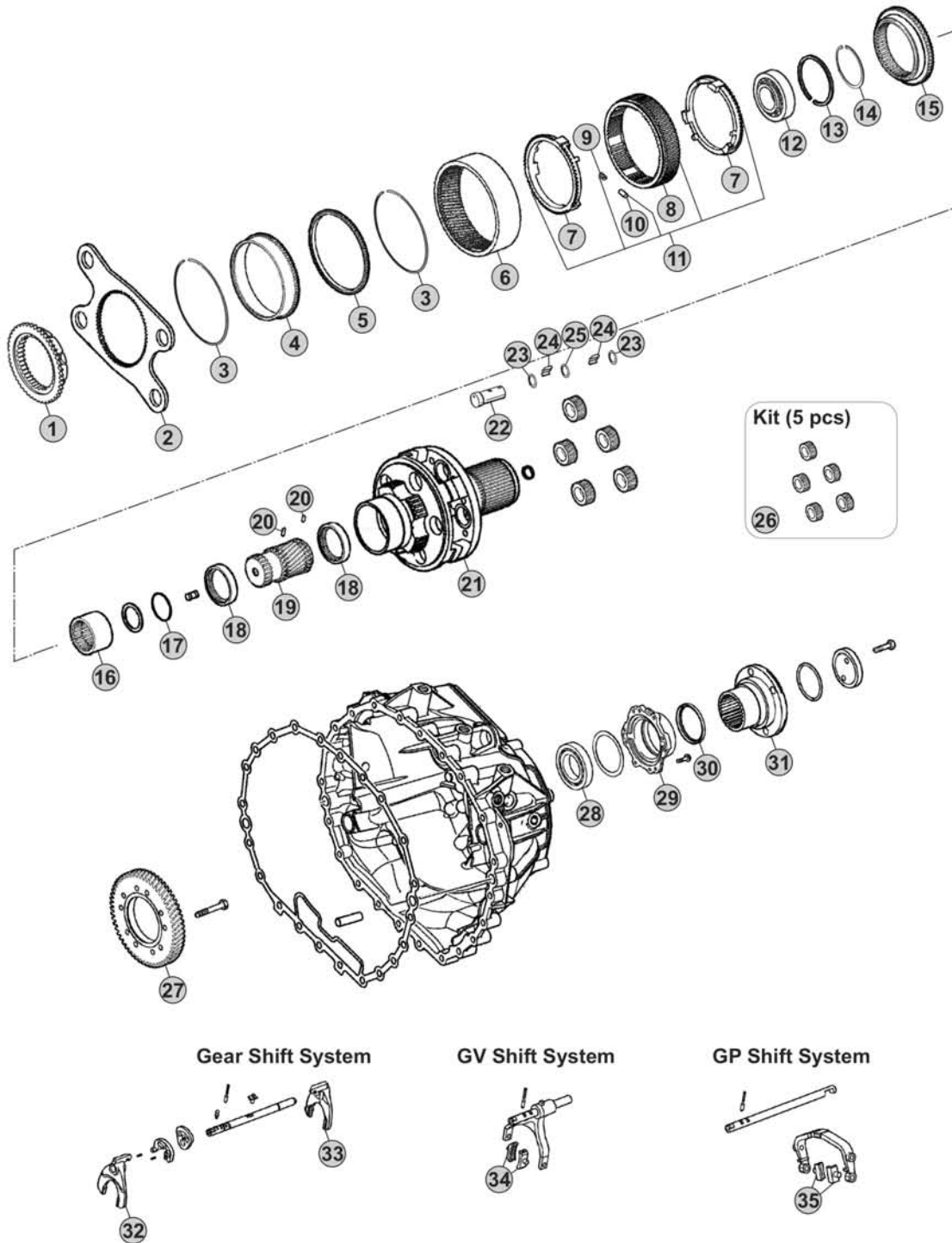


MODELS:

- AS TRONIC

VERSIONS:

- 12AS2131 (1327 xxx xxx)



Our spare parts are not the originals but interchangeable with the originals ones. All original equipment manufacturers' numbers, pictures and models used in this catalogue are for reference only. Our products bear our trade-mark.

Notes

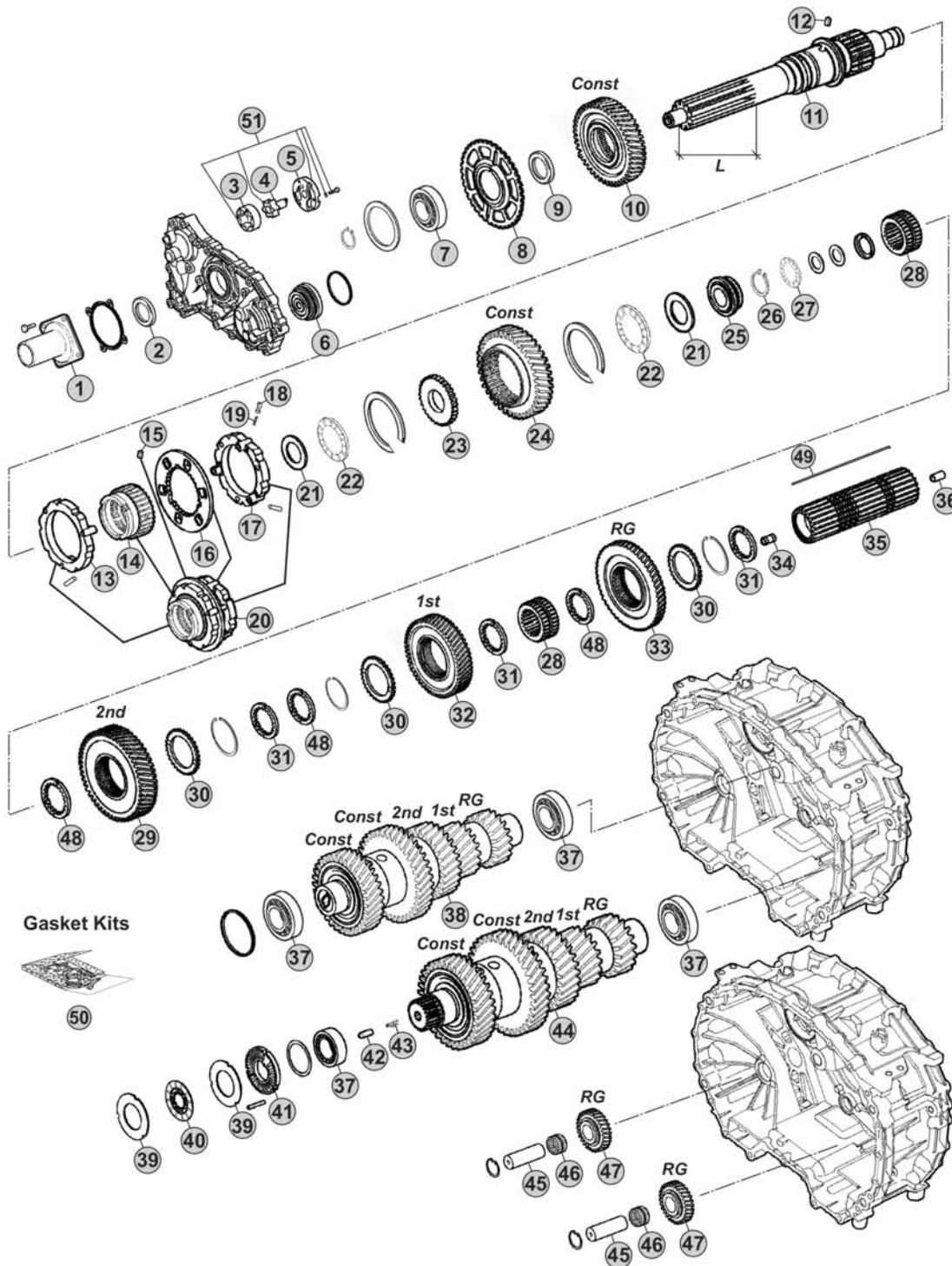
[Empty space for notes]

MODELS:

- AS TRONIC

VERSIONS:

- 12AS2140 (1329 xxx xxx)



Notes

12AS2140 R. 15,86-1,00

Our spare parts are not the originals but interchangeable with the originals ones. All original equipment manufacturers' numbers, pictures and models used in this catalogue are for reference only. Our products bear our trade-mark.

Our spare parts are not the originals but interchangeable with the originals ones. All original equipment manufacturers' numbers, pictures and models used in this catalogue are for reference only. Our products bear our trade-mark.

Fig.	CEI no.	ZF no.	Description	Q.ty	Notes	12AS2140				
1	128.327	1328 302 202	Front cover	1		●				
2	139.966	0734 319 847	Oil Seal 55x70x8	1		●				
3	189.678	1315 303 027	Rotor	1		●				
4	189.679	1314 202 039	Oil Pump Shaft	1		●				
5	189.728	1314 302 138	Oil Pump Cover	1		●				
6	188.272	1328 202 024	Piston	1		●				
7	130.823	0750 116 365	Bearing 65x120x23	1		●				
8	126.032	1328 302 024	Speedometer Gear	1		●				
9	269.320	0730 110 392	Thrust Washer	1		●				
10	244.304	1329 302 002	Constant Gear	1		●				
11	102.705	1329 302 014	Input Shaft	1		●				
12	160.261	1328 302 072	Lock Pin	1		●				
13	119.272	1328 202 046	Synchronizer Ring	1		●				
14	154.422	1328 302 064	Sliding Sleeve	1		●				
15	160.261	1328 302 072	Lock Pin	1		●				
16	135.189	1328 302 132	Plate	1		●				
17	119.286	1328 202 043	Synchronizer Ring	1		●				
18	171.063	0635 470 046	Needle	3		●				
19	156.037	0732 040 385	Outer Spring De.6x34	3		●				
20	196.374	1328 298 002	Synchronizer Assy	1		●				
21	269.322	0730 111 066	Washer	2		●				
22	137.316	0735 301 274	Needle 43x73x8	2		●				
23	269.205	1328 302 061	Washer	1		●				
24	244.305	1329 304 011	Constant Gear	1		●				
25	111.377	1328 302 075	Ring	1		●				
26	139.863	0730 513 641	Retaining Ring T.2,00	1		●				
27	137.376	0735 321 381	Needle 30x52x7,5 mm	1		●				
28	155.246	1328 304 064	Sliding Hub	2		●				
29	244.306	1329 304 010	Gear 2nd Speed	1		●				
30	269.175	1314 304 119	Follower ring outer	3		●				
31	269.176	1314 304 008	Follower ring inner Th.7,00 mm	3		●				
32	244.307	1329 304 007	Gear 1st Speed	1		●				
33	244.060	1328 304 061	Reverse Gear 50 T	1		●				
34	189.729	1314 304 097	Oil Tube	1		●				
35	103.304	1329 304 012	Main Shaft	1		●				
36	189.730	1314 332 043	Oil Tube	1		●				
37	130.993	0750 117 640	Bearing 50x90x28	4		●				
38	190.546	1329 203 011	Countershaft Assy	1		●				
39	269.178	1314 303 077	Clutch disc	4		●				
40	269.796	0501 214 822	Clutch Disc	2		●				
41	128.226	1328 302 118	Cover	1		●				
42	160.303	0731 208 242	Pin	1		●				
43	156.212	0732 042 766	Spring	1		●				

AS TRONIC
12AS2140

Date

04/2016

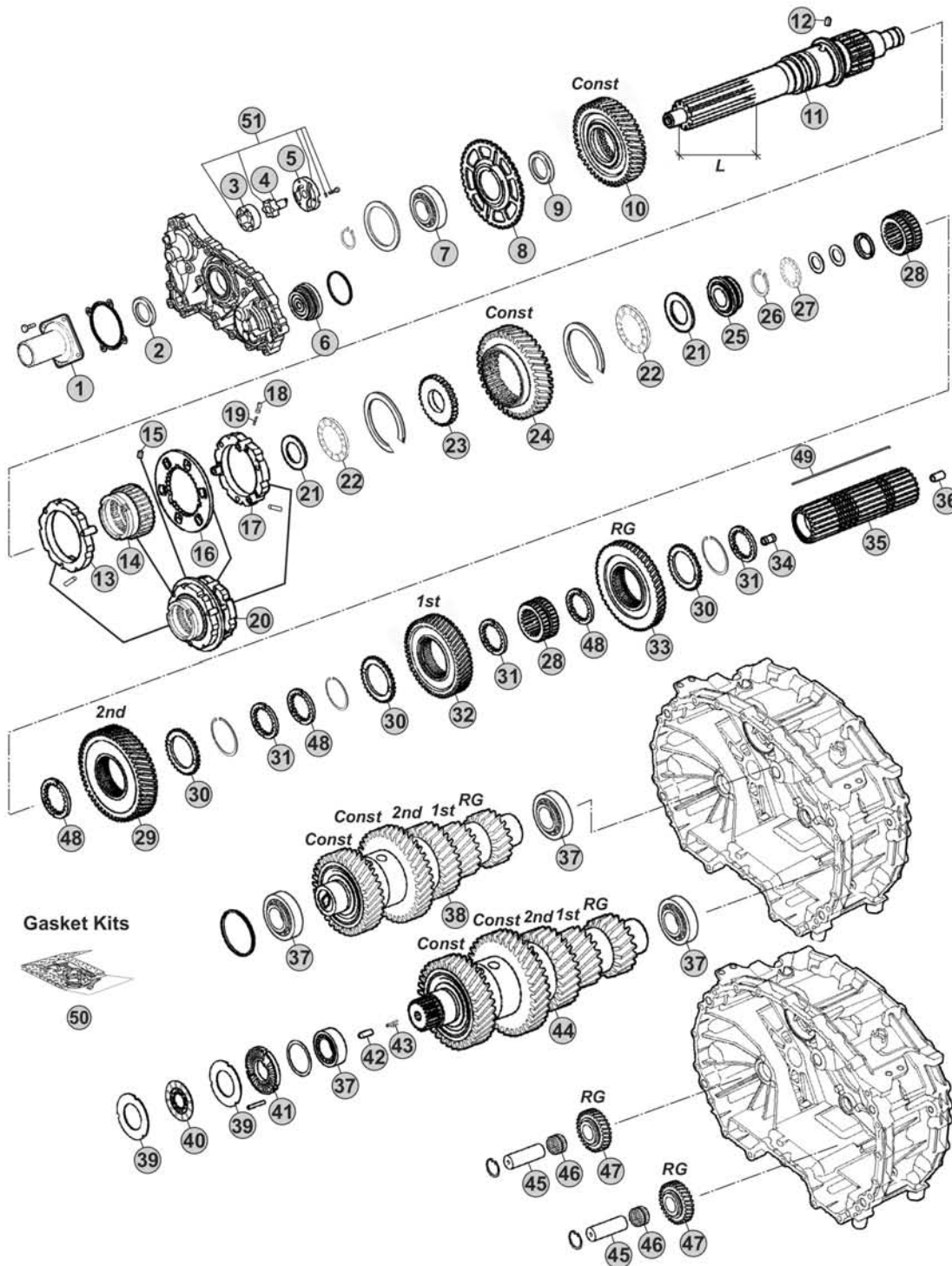
Notes

MODELS:

- AS TRONIC

VERSIONS:

- 12AS2140 (1329 xxx xxx)



Notes

12AS2140 R. 15,86-1,00

Our spare parts are not the originals but interchangeable with the originals ones. All original equipment manufacturers' numbers, pictures and models used in this catalogue are for reference only. Our products bear our trade-mark.

Our spare parts are not the originals but interchangeable with the originals ones. All original equipment manufacturers' numbers, pictures and models used in this catalogue are for reference only. Our products bear our trade-mark.

Fig.	CEI no.	ZF no.	Description	Q.ty	Notes	12AS2140				
44	190.547	1329 203 012	Countershaft Assy	1		●				
45	107.269	1328 305 007	Reverse Shaft	2		●				
46	137.808	0735 321 454	Needle Cage	2		●				
47	147.302	1328 305 014	Reverse Gear 29 T	2		●				
48	269.176	1314 304 008	Follower ring inner Th.7,00 mm	3		●				
48	269.354	1327 304 033	Spacer Th 7,05 mm	3		●				
48	269.355	1327 304 034	Spacer Th.7,10 mm	3		●				
48	269.356	1327 304 035	Spacer Th.7,15 mm	3		●				
48	269.357	1327 304 036	Spacer Th.7,20 mm	3		●				
49	189.736	1329 304 006	Key	1		●				
50	298.158	1327 298 001	Gasket Kit	1		●				
51	280.823	1314 202 055	Oil Pump Kit	1		●				

AS TRONIC
12AS2140

Date _____ Notes _____
04/2016

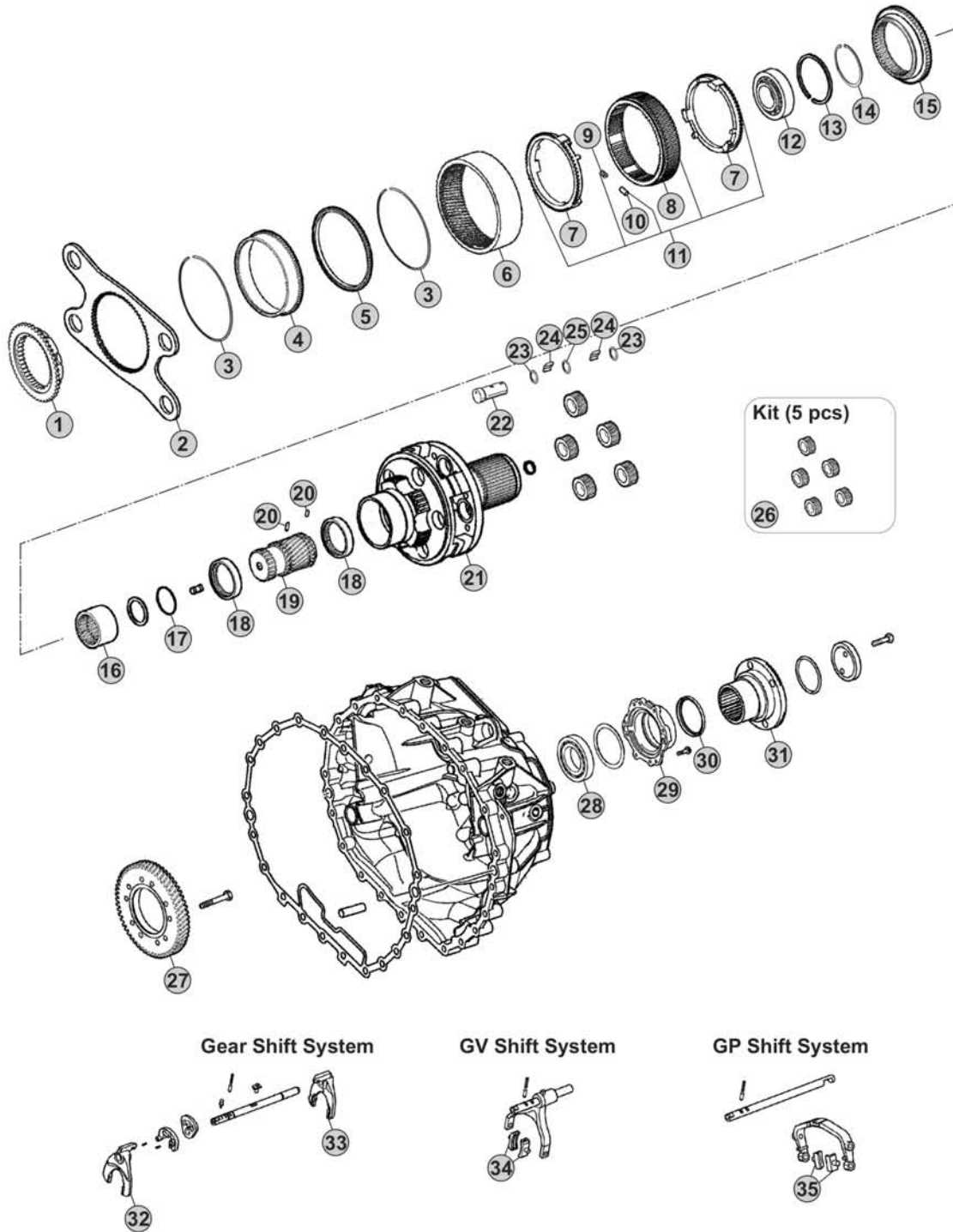


MODELS:

- AS TRONIC

VERSIONS:

- 12AS2140 (1329 xxx xxx)



Our spare parts are not the originals but interchangeable with the originals ones. All original equipment manufacturers' numbers, pictures and models used in this catalogue are for reference only. Our products bear our trade-mark.

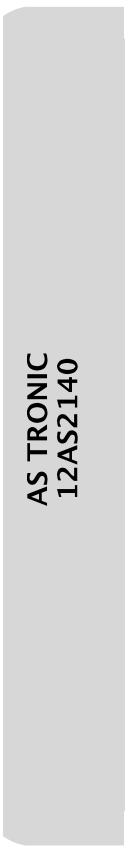
Notes

12AS2140 R. 15,86-1,00

Our spare parts are not the originals but interchangeable with the originals ones. All original equipment manufacturers' numbers, pictures and models used in this catalogue are for reference only. Our products bear our trade-mark.

Fig.	CEI no.	ZF no.	Description	Q.ty	Notes				
1	109.748	1328 333 010	Synchronizer Cone	1		●			
2	298.146	1328 333 006	Flange GP	1		●			
3	111.373	0730 513 682	Retainer ring	2		●			
4	123.290	1358 332 221	Inside crown support 82 T	1		●			
5	119.274	1358 332 222	Synchronizer ring	1		●			
6	123.289	1328 332 045	Crown Gear 82 T	1		●			
7	119.269	1328 333 005	Synchronizer ring	2		●			
8	154.419	1358 333 012	Sliding Sleeve	1		●			
9	156.125	0732 040 929	Spring De.6x36	6		●			
10	171.069	0730 162 804	Cylinder roller	6		●			
11	298.894	1328 233 001	Synchro Kit	1		●			
12	130.981	0750 118 284	Bearing 100x130x30	1		●			
13	111.402	0630 513 139	Elastic Ring	1		●			
14	111.401	0730 513 745	Lock Ring A=2,50	1		●			
15	109.749	1328 333 009	Synchronizer Cone	1		●			
16	154.488	1328 304 068	Sliding Sleeve	1		●			
17	111.406	0630 502 218	Lock Ring 64x2	1		●			
18	269.794	1358 332 223	Pressure Disc	2		●			
19	157.744	1328 332 030	Sun Gear 23 T	1		●			
20	160.279	7636 038 103	Pin	2		●			
21	190.430	1328 232 011	Planetary Carrier	1	W/out Retarder	●			
21	190.493	1358 232 201	Planetary Carrier	1	W/Retarder	●			
22	107.236	1328 332 041	Planetary pin	5		●			
23	269.009	0730 109 323	Spacer Ring	10		●			
24	171.062	0750 119 116	Needle 10x16,80 (140 pcs)	140		●			
25	269.647	0730 109 640	Thrust Washer T.9,00 mm	5		●			
26	298.248	1328 232 006	Planetary Gear Set	1		●			
27	244.191	6085 301 217	Gear 57 T	1	With Retarder	●			
28	130.245	0750 116 394	Bearing 90x160x30	1		●			
29	128.328	1328 331 002	Cover	1		●			
30	139.633	0734 319 459	Seal Ring	1		●			
31	197.258	1314 332 054	Output Flange	1		●			
32		1329 306 008	Fork	1		●			
33		1329 306 007	Fork	1		●			
34	141.215	1328 312 005	Sliding Pad	2		●			
35	141.214	1328 334 004	Sliding Pad	2		●			

12AS2140



AS TRONIC
12AS2140

Date 04/2016 Notes

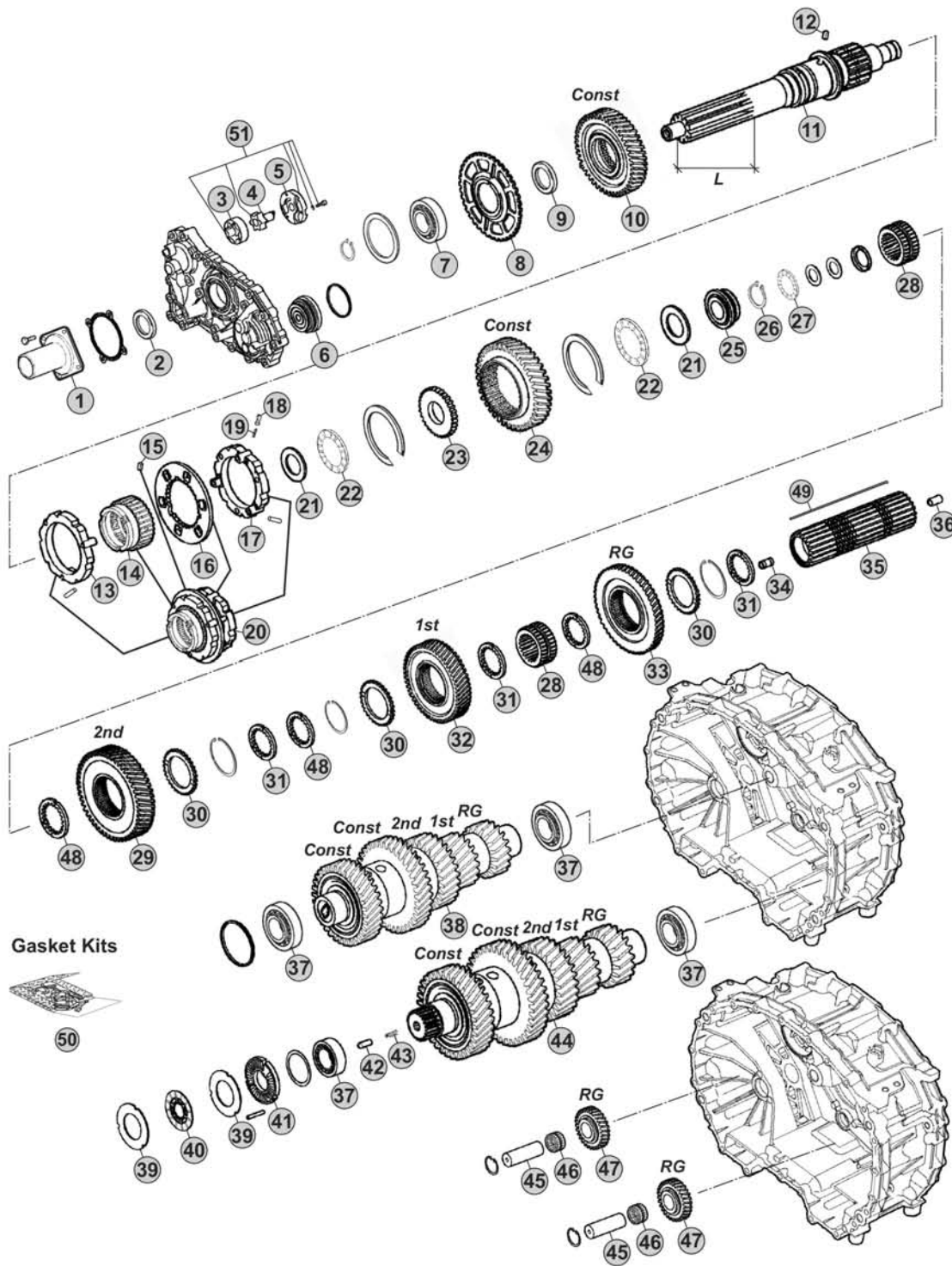


MODELS:

- AS TRONIC

VERSIONS:

- 12AS2141 (1329 xxx xxx)



Notes

12AS2141 R. 15,86-1,00

Our spare parts are not the originals but interchangeable with the originals ones. All original equipment manufacturers' numbers, pictures and models used in this catalogue are for reference only. Our products bear our trade-mark.

Fig.	CEI no.	ZF no.	Description	Q.ty	Notes	12AS2141				
1	128.327	1328 302 202	Front cover	1		●				
2	139.966	0734 319 847	Oil Seal 55x70x8	1		●				
3	189.678	1315 303 027	Rotor	1		●				
4	189.679	1314 202 039	Oil Pump Shaft	1		●				
5	189.728	1314 302 138	Oil Pump Cover	1		●				
6	188.272	1328 202 024	Piston	1		●				
7	130.823	0750 116 365	Bearing 65x120x23	1		●				
8	126.032	1328 302 024	Speedometer Gear	1		●				
9	269.320	0730 110 392	Thrust Washer	1		●				
10	244.304	1329 302 002	Constant Gear	1		●				
11	102.705	1329 302 014	Input Shaft	1		●				
12	160.261	1328 302 072	Lock Pin	1		●				
13	119.272	1328 202 046	Synchronizer Ring	1		●				
14	154.422	1328 302 064	Sliding Sleeve	1		●				
15	160.261	1328 302 072	Lock Pin	1		●				
16	135.189	1328 302 132	Plate	1		●				
17	119.286	1328 202 043	Synchronizer Ring	1		●				
18	171.063	0635 470 046	Needle	3		●				
19	156.037	0732 040 385	Outer Spring De.6x34	3		●				
20	196.374	1328 298 002	Synchronizer Assy	1		●				
21	269.322	0730 111 066	Washer	2		●				
22	137.316	0735 301 274	Needle 43x73x8	2		●				
23	269.205	1328 302 061	Washer	1		●				
24	244.305	1329 304 011	Constant Gear	1		●				
25	111.377	1328 302 075	Ring	1		●				
26	139.863	0730 513 641	Retaining Ring T.2,00	1		●				
27	137.376	0735 321 381	Needle 30x52x7,5 mm	1		●				
28	155.246	1328 304 064	Sliding Hub	2		●				
29	244.306	1329 304 010	Gear 2nd Speed	1		●				
30	269.175	1314 304 119	Follower ring outer	3		●				
31	269.176	1314 304 008	Follower ring inner Th.7,00 mm	3		●				
32	244.307	1329 304 007	Gear 1st Speed	1		●				
33	244.060	1328 304 061	Reverse Gear 50 T	1		●				
34	189.729	1314 304 097	Oil Tube	1		●				
35	103.304	1329 304 012	Main Shaft	1		●				
36	189.730	1314 332 043	Oil Tube	1		●				
37	130.993	0750 117 640	Bearing 50x90x28	4		●				
38	190.546	1329 203 011	Countershaft Assy	1		●				
39	269.178	1314 303 077	Clutch disc	4		●				
40	269.796	0501 214 822	Clutch Disc	2		●				
41	128.226	1328 302 118	Cover	1		●				
42	160.303	0731 208 242	Pin	1		●				
43	156.212	0732 042 766	Spring	1		●				

AS TRONIC
12AS2141

Date

04/2016

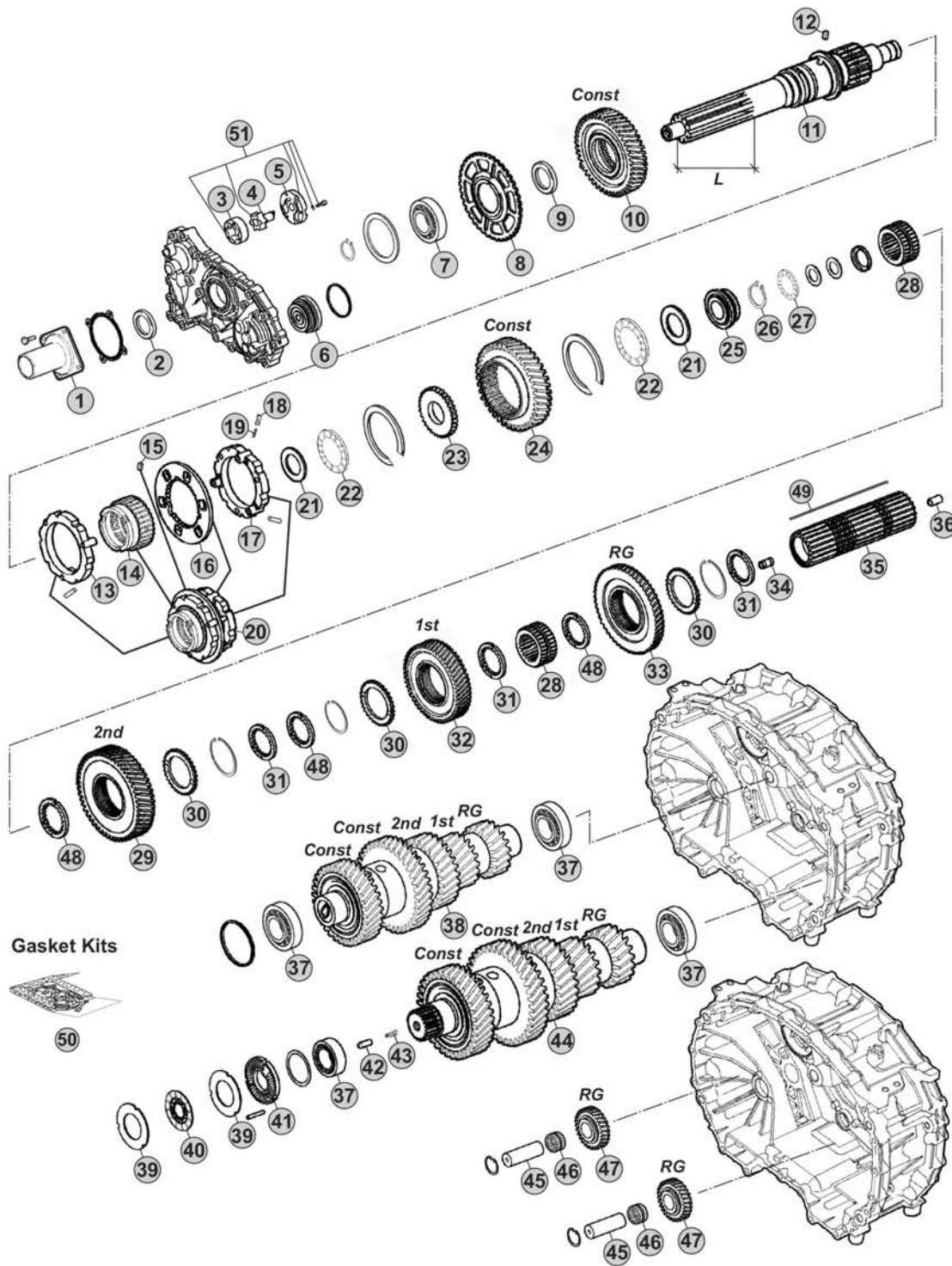
Notes

MODELS:

- AS TRONIC

VERSIONS:

- 12AS2141 (1329 xxx xxx)



Notes

12AS2141 R. 15,86-1,00

Our spare parts are not the originals but interchangeable with the originals ones. All original equipment manufacturers' numbers, pictures and models used in this catalogue are for reference only. Our products bear our trade-mark.

Our spare parts are not the originals but interchangeable with the originals ones. All original equipment manufacturers' numbers, pictures and models used in this catalogue are for reference only. Our products bear our trade-mark.

Fig.	CEI no.	ZF no.	Description	Q.ty	Notes	12AS2141				
44	190.547	1329 203 012	Countershaft Assy	1		●				
45	107.269	1328 305 007	Reverse Shaft	2		●				
46	137.808	0735 321 454	Needle Cage	2		●				
47	147.302	1328 305 014	Reverse Gear 29 T	2		●				
48	269.176	1314 304 008	Follower ring inner Th.7,00 mm	3		●				
48	269.354	1327 304 033	Spacer Th 7,05 mm	3		●				
48	269.355	1327 304 034	Spacer Th.7,10 mm	3		●				
48	269.356	1327 304 035	Spacer Th.7,15 mm	3		●				
48	269.357	1327 304 036	Spacer Th.7,20 mm	3		●				
49	189.736	1329 304 006	Key	1		●				
50	298.158	1327 298 001	Gasket Kit	1		●				
51	280.823	1314 202 055	Oil Pump Kit	1		●				

**AS TRONIC
12AS2141**

Date 04/2016 Notes _____

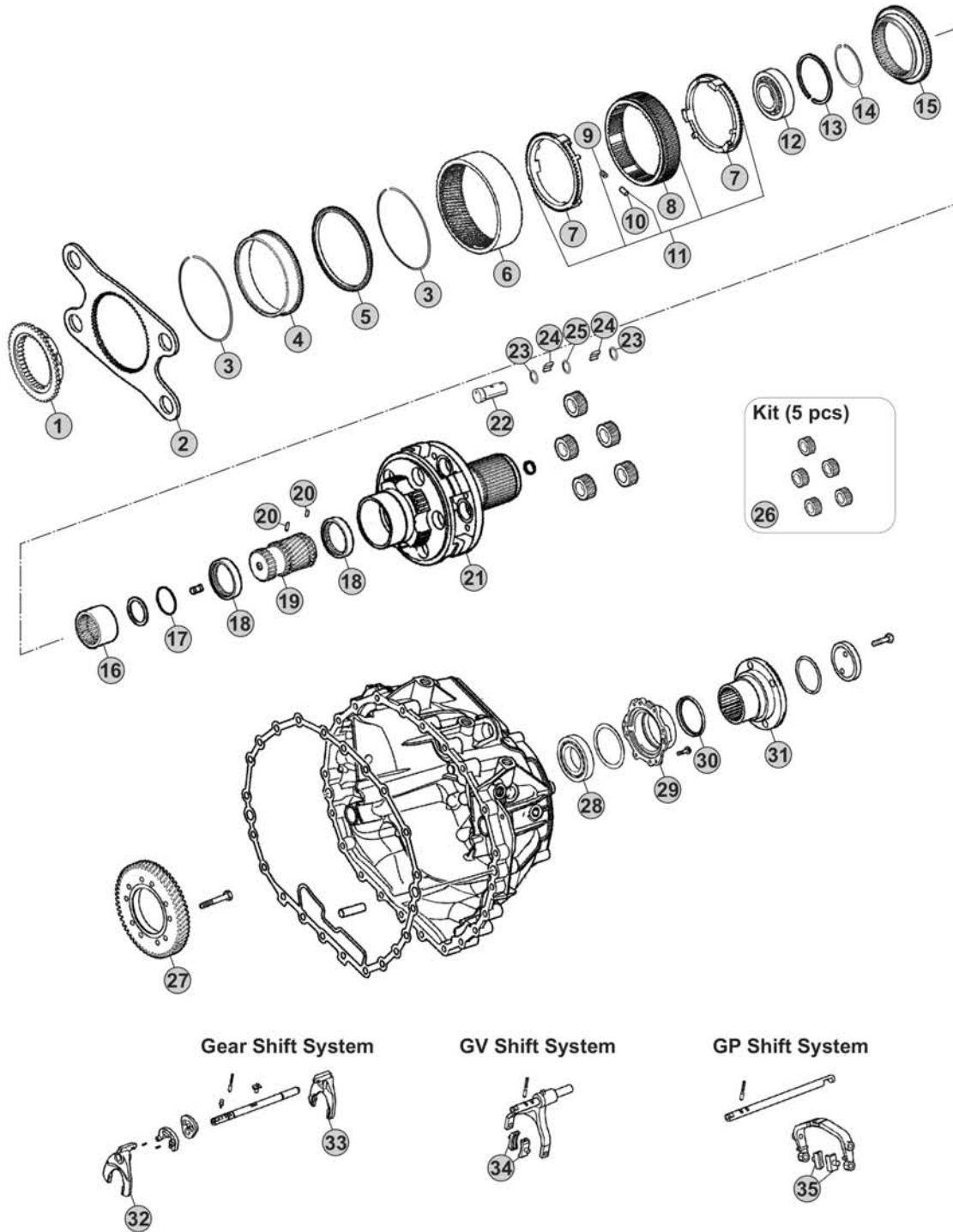


MODELS:

- AS TRONIC

VERSIONS:

- 12AS2141 (1329 xxx xxx)



Our spare parts are not the originals but interchangeable with the originals ones. All original equipment manufacturers' numbers, pictures and models used in this catalogue are for reference only. Our products bear our trade-mark.

Notes

12AS2141 R. 15,86-1,00

Fig.	CEI no.	ZF no.	Description	Q.ty	Notes	12AS2141				
1	109.748	1328 333 010	Synchronizer Cone	1		●				
2	298.146	1328 333 006	Flange GP	1		●				
3	111.373	0730 513 682	Retainer ring	2		●				
4	123.290	1358 332 221	Inside crown support 82 T	1		●				
5	119.274	1358 332 222	Synchronizer ring	1		●				
6	123.289	1328 332 045	Crown Gear 82 T	1		●				
7	119.269	1328 333 005	Synchronizer ring	2		●				
8	154.419	1358 333 012	Sliding Sleeve	1		●				
9	156.125	0732 040 929	Spring De.6x36	6		●				
10	171.069	0730 162 804	Cylinder roller	6		●				
11	298.894	1328 233 001	Synchro Kit	1		●				
12	130.981	0750 118 284	Bearing 100x130x30	1		●				
13	111.402	0630 513 139	Elastic Ring	1		●				
14	111.401	0730 513 745	Lock Ring A=2,50	1		●				
15	109.749	1328 333 009	Synchronizer Cone	1		●				
16	154.488	1328 304 068	Sliding Sleeve	1		●				
17	111.406	0630 502 218	Lock Ring 64x2	1		●				
18	269.794	1358 332 223	Pressure Disc	2		●				
19	157.744	1328 332 030	Sun Gear 23 T	1		●				
20	160.279	7636 038 103	Pin	2		●				
21	190.430	1328 232 011	Planetary Carrier	1	W/out Retarder	●				
21	190.493	1358 232 201	Planetary Carrier	1	W/Retarder	●				
22	107.236	1328 332 041	Planetary pin	5		●				
23	269.009	0730 109 323	Spacer Ring	10		●				
24	171.062	0750 119 116	Needle 10x16,80 (140 pcs)	140		●				
25	269.647	0730 109 640	Thrust Washer T.9,00 mm	5		●				
26	298.248	1328 232 006	Planetary Gear Set	1		●				
27	244.191	6085 301 217	Gear 57 T	1	With Retarder	●				
28	130.245	0750 116 394	Bearing 90x160x30	1		●				
29	128.328	1328 331 002	Cover	1		●				
30	139.633	0734 319 459	Seal Ring	1		●				
31	197.258	1314 332 054	Output Flange	1		●				
32		1329 306 008	Fork	1		●				
33		1329 306 007	Fork	1		●				
34	141.215	1328 312 005	Sliding Pad	2		●				
35	141.214	1328 334 004	Sliding Pad	2		●				

Date

04/2016

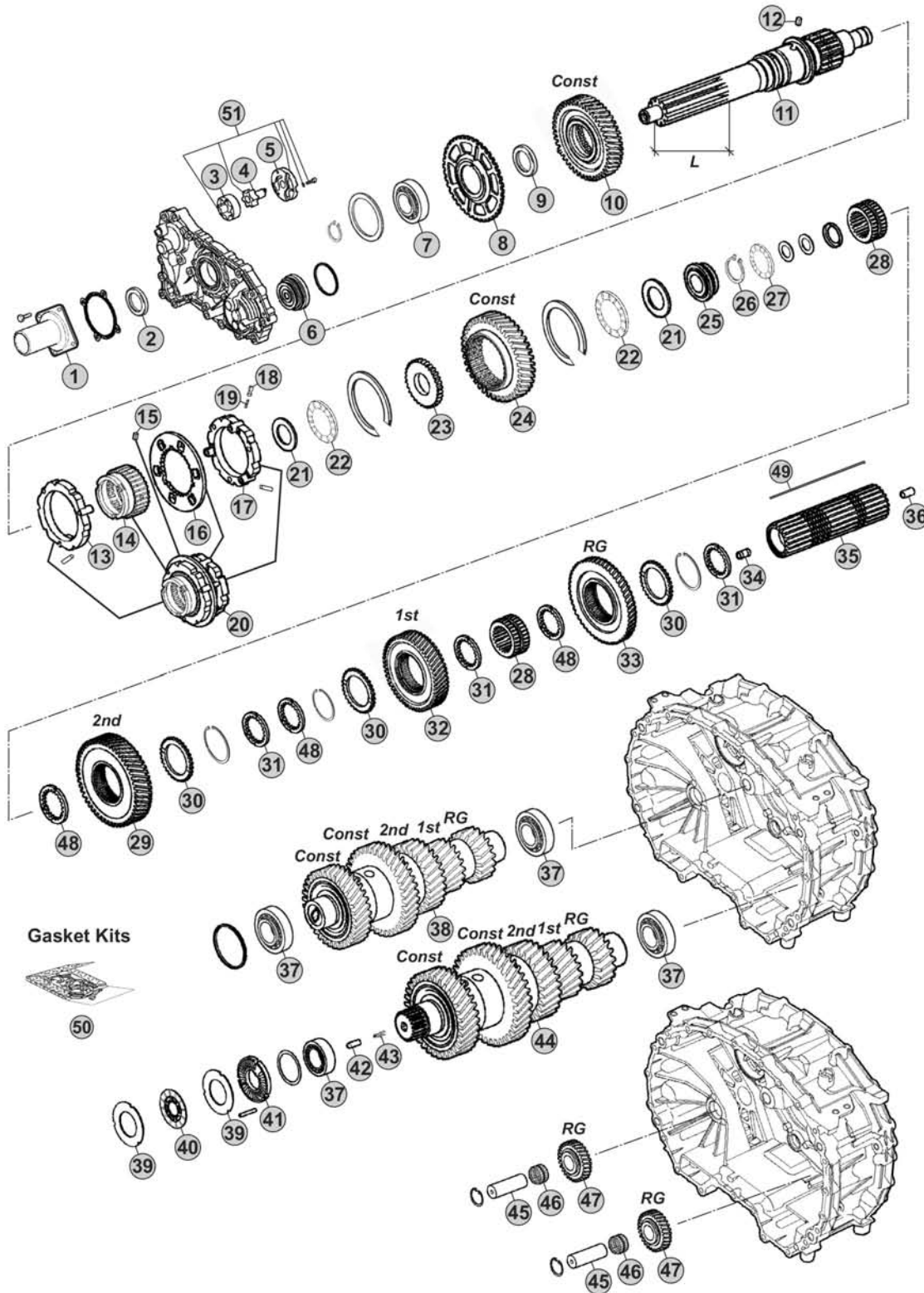
Notes

MODELS:

- AS TRONIC

VERSIONS:

- 12AS2300 (1337 xxx xxx)



Notes

12AS2300 R. 12,33-0,78

Our spare parts are not the originals but interchangeable with the originals ones. All original equipment manufacturers' numbers, pictures and models used in this catalogue are for reference only. Our products bear our trade-mark.

Fig.	CEI no.	ZF no.	Description	Q.ty	Notes	12AS2300				
1	128.327	1328 302 202	Front cover	1		●				
2	139.966	0734 319 847	Oil Seal 55x70x8	1		●				
3	189.678	1315 303 027	Rotor	1		●				
4	189.679	1314 202 039	Oil Pump Shaft	1		●				
5	189.728	1314 302 138	Oil Pump Cover	1		●				
6	188.272	1328 202 024	Piston	1		●				
7	130.823	0750 116 365	Bearing 65x120x23	1		●				
8	126.032	1328 302 024	Speedometer Gear	1		●				
9	269.320	0730 110 392	Thrust Washer	1		●				
10	145.993	1327 302 015	Constant Gear 46 T	1		●				
11	103.220	1328 302 078	Input Shaft L=110 mm	1		●				
12	160.261	1328 302 072	Lock Pin	1		●				
13	119.272	1328 202 046	Synchronizer Ring	1		●				
14	154.422	1328 302 064	Sliding Sleeve	1		●				
15	160.261	1328 302 072	Lock Pin	1		●				
16	135.189	1328 302 132	Plate	1		●				
17	119.273	1328 202 048	Synchronizer Ring	1		●				
18	171.063	0635 470 046	Needle	3		●				
19	156.037	0732 040 385	Outer Spring De.6x34	3		●				
20	196.371	1328 298 001	Synchronizer Assy	1		●				
21	269.322	0730 111 066	Washer	2		●				
22	137.316	0735 301 274	Needle 43x73x8	2		●				
23	269.205	1328 302 061	Washer	1		●				
24	145.994	1327 304 015	Constant gear 40 T	1		●				
25	111.377	1328 302 075	Ring	1		●				
26	139.863	0730 513 641	Retaining Ring T.2,00	1		●				
27	137.376	0735 321 381	Needle 30x52x7,5 mm	1		●				
28	155.246	1328 304 064	Sliding Hub	2		●				
29	244.058	1327 304 024	Gear 2nd Speed 48 T	1		●				
30	269.175	1314 304 119	Follower ring outer	3		●				
31	269.176	1314 304 008	Follower ring inner Th.7,00 mm	3		●				
32	244.059	1328 304 060	Gear 1st Speed 54 T	1		●				
33	244.060	1328 304 061	Reverse Gear 50 T	1		●				
34	189.729	1314 304 097	Oil Tube	1		●				
35	103.243	1327 304 032	Main shaft	1		●				
36	189.730	1314 332 043	Oil Tube	1		●				
37	130.993	0750 117 640	Bearing 50x90x28	4		●				
38	190.428	1327 203 054	Countershaft 19/19/28/38/44 T	1		●				
39	269.178	1314 303 077	Clutch disc	4		●				
40	269.793	0501 214 821	Clutch Disc	2		●				
41	128.226	1328 302 118	Cover	1		●				
42	160.303	0731 208 242	Pin	1		●				
43	156.212	0732 042 766	Spring	1		●				

AS TRONIC
12AS2300

Date

04/2016

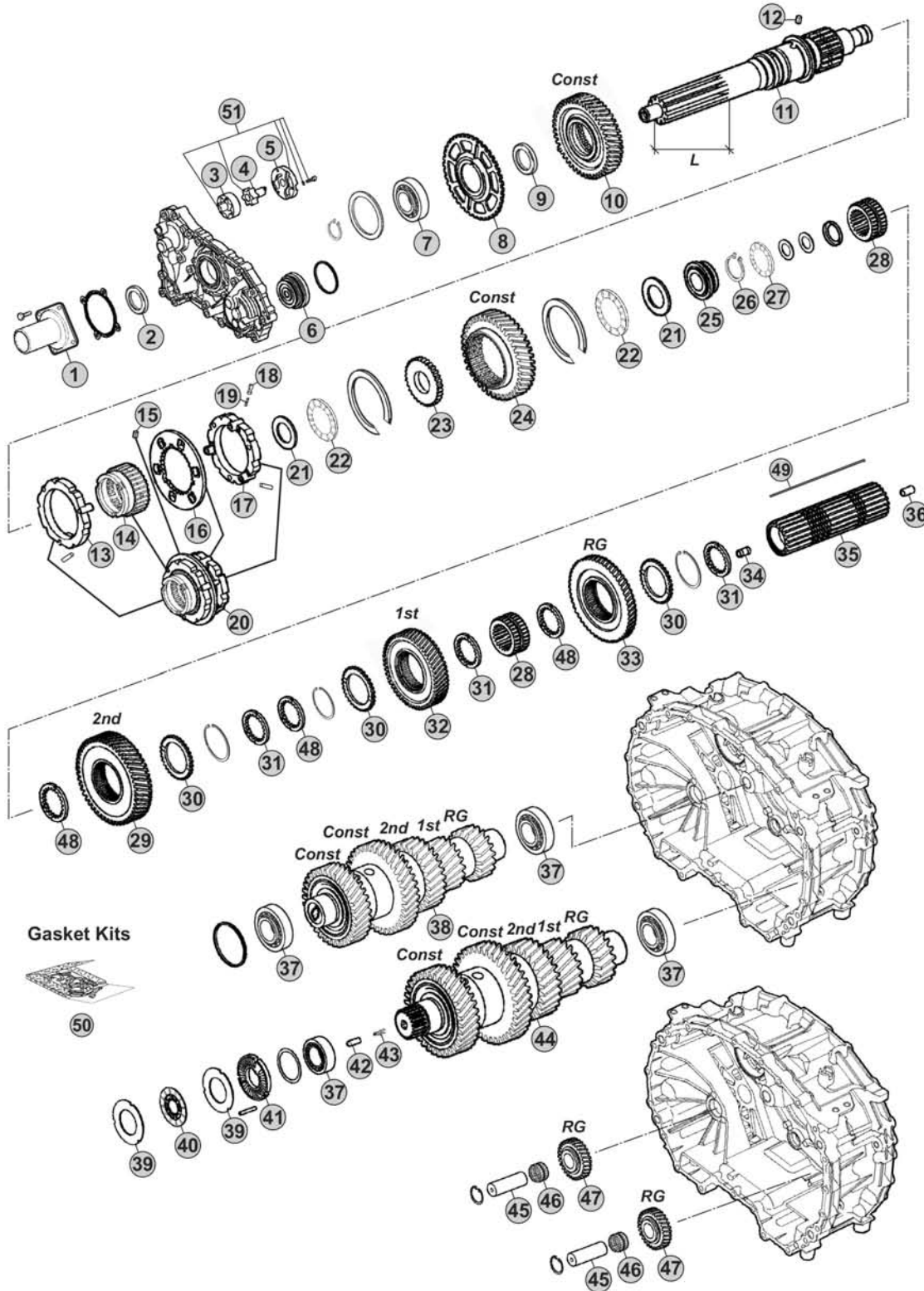
Notes

MODELS:

- AS TRONIC

VERSIONS:

- 12AS2300 (1337 xxx xxx)



Notes

12AS2300 R. 12,33-0,78

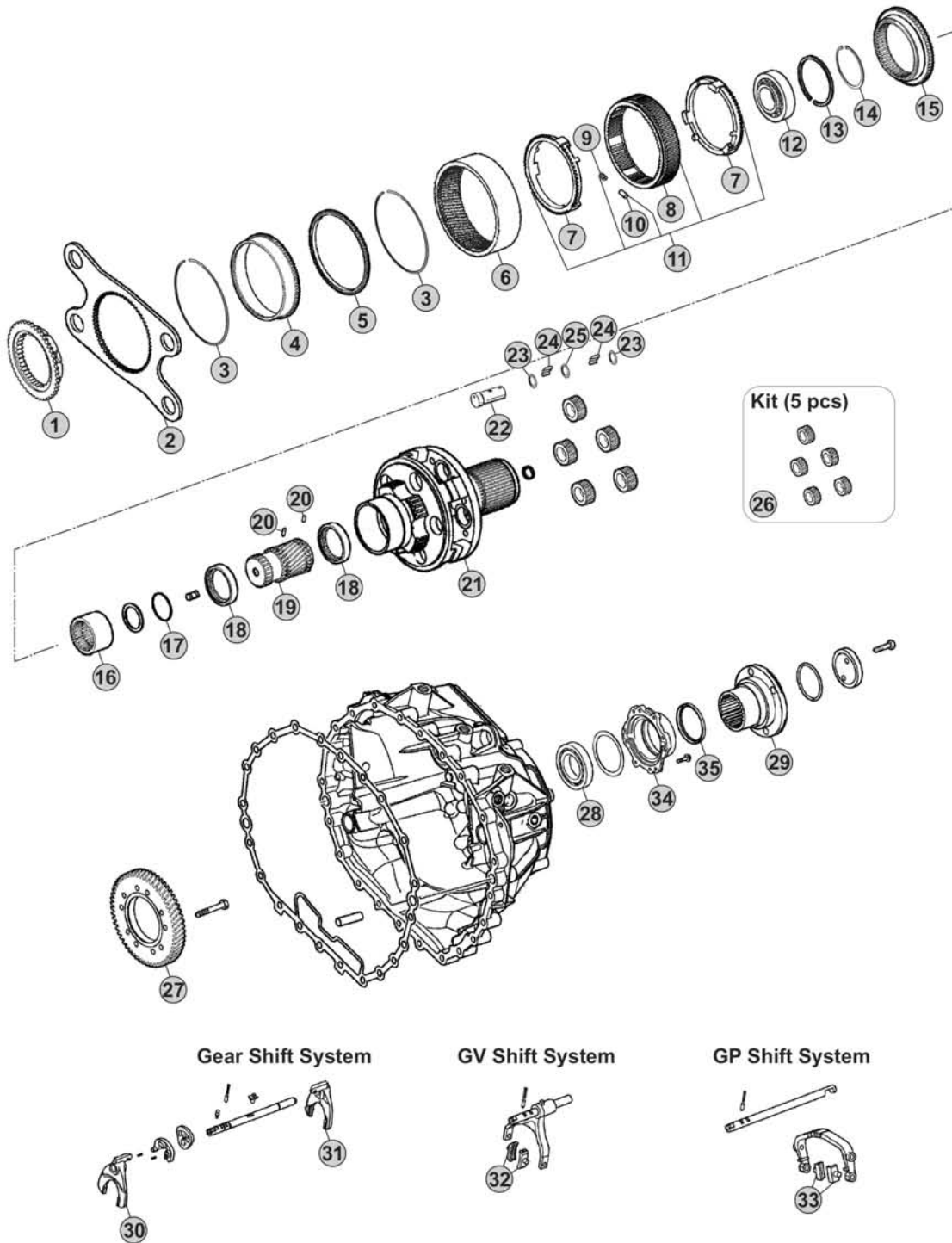
Our spare parts are not the originals but interchangeable with the originals ones. All original equipment manufacturers' numbers, pictures and models used in this catalogue are for reference only. Our products bear our trade-mark.

MODELS:

- AS TRONIC

VERSIONS:

- 12AS2300 (1337 xxx xxx)



Our spare parts are not the originals but interchangeable with the originals ones. All original equipment manufacturers' numbers, pictures and models used in this catalogue are for reference only. Our products bear our trade-mark.

Notes

12AS2300 R. 12,33-0,78

Our spare parts are not the originals but interchangeable with the originals ones. All original equipment manufacturers' numbers, pictures and models used in this catalogue are for reference only. Our products bear our trade-mark.

Fig.	CEI no.	ZF no.	Description	Q.ty	Notes	12AS2300				
1	109.748	1328 333 010	Synchronizer Cone	1		●				
2	298.146	1328 333 006	Flange GP	1		●				
3	111.373	0730 513 682	Retainer ring	2		●				
4	123.290	1358 332 221	Inside crown support 82 T	1		●				
5	119.274	1358 332 222	Synchronizer ring	1		●				
6	123.289	1328 332 045	Crown Gear 82 T	1		●				
7	119.269	1328 333 005	Synchronizer ring	2		●				
8	154.419	1358 333 012	Sliding Sleeve	1		●				
9	156.125	0732 040 929	Spring De.6x36	6		●				
10	171.069	0730 162 804	Cylinder roller	6		●				
11	298.894	1328 233 001	Synchro Kit	1		●				
12	130.981	0750 118 284	Bearing 100x130x30	1		●				
13	111.402	0630 513 139	Elastic Ring	1		●				
14	111.401	0730 513 745	Lock Ring A=2,50	1		●				
15	109.749	1328 333 009	Synchronizer Cone	1		●				
16	154.488	1328 304 068	Sliding Sleeve	1		●				
17	111.406	0630 502 218	Lock Ring 64x2	1		●				
18	269.794	1358 332 223	Pressure Disc	2		●				
19	157.744	1328 332 030	Sun Gear 23 T	1		●				
20	160.279	7636 038 103	Pin	2		●				
21	190.493	1358 232 201	Planetary Carrier	1	W/Retarder	●				
21	190.430	1328 232 011	Planetary Carrier	1	W/out Retarder	●				
22	107.236	1328 332 041	Planetary pin	5		●				
23	269.009	0730 109 323	Spacer Ring	10		●				
24	171.062	0750 119 116	Needle 10x16,80 (140 pcs)	140		●				
25	269.647	0730 109 640	Thrust Washer T.9,00 mm	5		●				
26	298.248	1328 232 006	Planetary Gear Set	1		●				
27	244.191	6085 301 217	Gear 57 T	1	W/Retarder	●				
28	130.245	0750 116 394	Bearing 90x160x30	1		●				
29		1348 332 002	Output Flange	1		●				
30	141.227	1328 306 026	Fork	1		●				
31	141.243	1327 306 007	Fork	1		●				
32	141.215	1328 312 005	Sliding Pad	2		●				
33	141.214	1328 334 004	Sliding Pad	2		●				
34	128.328	1328 331 002	Cover	1		●				
35	139.633	0734 319 459	Seal Ring	1		●				



Date 04/2016 Notes _____

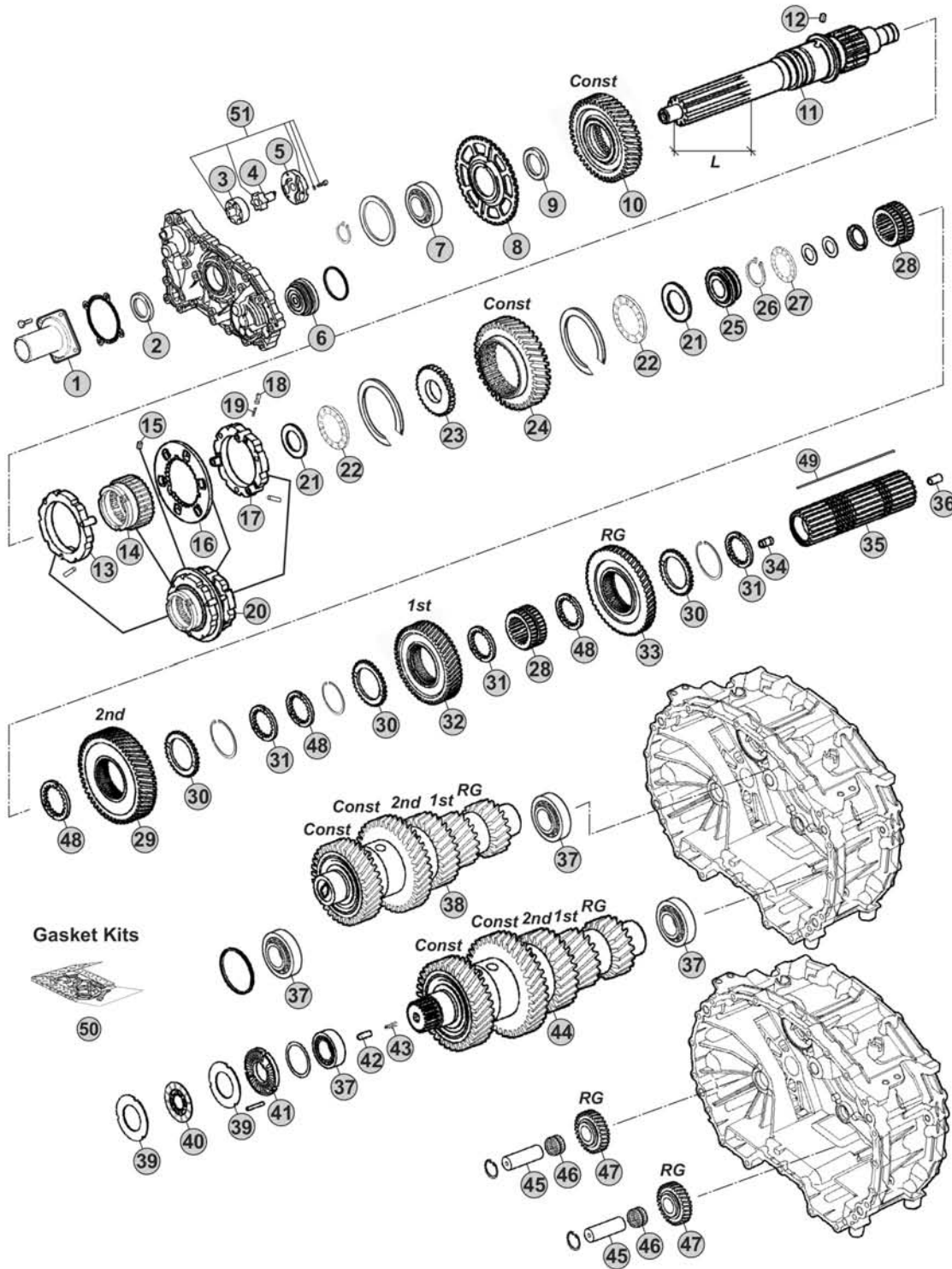


MODELS:

- AS TRONIC

VERSIONS:

- 12AS2301 (1327 xxx xxx)



Notes

- (A) R. 12,33-0,78
- (B) R. 15,86-1,00

Our spare parts are not the originals but interchangeable with the originals ones. All original equipment manufacturers' numbers, pictures and models used in this catalogue are for reference only. Our products bear our trade-mark.

Fig.	CEI no.	ZF no.	Description	Q.ty	Notes	12AS2301				
1	128.327	1328 302 202	Front cover	1		●				
2	139.966	0734 319 847	Oil Seal 55x70x8	1		●				
3	189.678	1315 303 027	Rotor	1		●				
4	189.679	1314 202 039	Oil Pump Shaft	1		●				
5	189.728	1314 302 138	Oil Pump Cover	1		●				
6	188.272	1328 202 024	Piston	1		●				
7	130.823	0750 116 365	Bearing 65x120x23	1		●				
8	126.032	1328 302 024	Speedometer Gear	1		●				
9	269.320	0730 110 392	Thrust Washer	1		●				
10	145.993	1327 302 015	Constant Gear 46 T	1	(A)	●				
10	244.013	1327 302 005	Constant Gear 36 T	1	(B)	●				
11	103.220	1328 302 078	Input Shaft L=110 mm	1		●				
11	103.282	1328 302 077	Input Shaft L=116 mm	1		●				
12	160.261	1328 302 072	Lock Pin	1		●				
13	119.272	1328 202 046	Synchronizer Ring	1		●				
14	154.422	1328 302 064	Sliding Sleeve	1		●				
15	160.261	1328 302 072	Lock Pin	1		●				
16	135.189	1328 302 132	Plate	1		●				
17	119.273	1328 202 048	Synchronizer Ring	1	(A)	●				
17	119.286	1328 202 043	Synchronizer Ring	1	(B)	●				
18	171.063	0635 470 046	Needle	3		●				
19	156.037	0732 040 385	Outer Spring De.6x34	3		●				
20	196.371	1328 298 001	Synchronizer Assy	1	(A)	●				
20	196.374	1328 298 002	Synchronizer Assy	1	(B)	●				
21	269.322	0730 111 066	Washer	2		●				
22	137.316	0735 301 274	Needle 43x73x8	2		●				
23	269.205	1328 302 061	Washer	1		●				
24	145.994	1327 304 015	Constant gear 40 T	1		●				
25	111.377	1328 302 075	Ring	1		●				
26	139.863	0730 513 641	Retaining Ring T.2,00	1		●				
27	137.376	0735 321 381	Needle 30x52x7,5 mm	1		●				
28	155.246	1328 304 064	Sliding Hub	2		●				
29	244.058	1327 304 024	Gear 2nd Speed 48 T	1		●				
30	269.175	1314 304 119	Follower ring outer	3		●				
31	269.176	1314 304 008	Follower ring inner Th.7,00 mm	3		●				
32	244.059	1328 304 060	Gear 1st Speed 54 T	1		●				
33	244.060	1328 304 061	Reverse Gear 50 T	1		●				
34	189.729	1314 304 097	Oil Tube	1		●				
35	103.243	1327 304 032	Main shaft	1		●				
36	189.730	1314 332 043	Oil Tube	1		●				
37	130.993	0750 117 640	Bearing 50x90x28	4		●				
38	190.428	1327 203 054	Countershaft 19/19/28/38/44 T	1	(A)	●				
38	190.426	1327 203 043	Countershaft 19/19/28/38/44 T	1	(B)	●				

 AS TRONIC
12AS2301

Date

04/2016

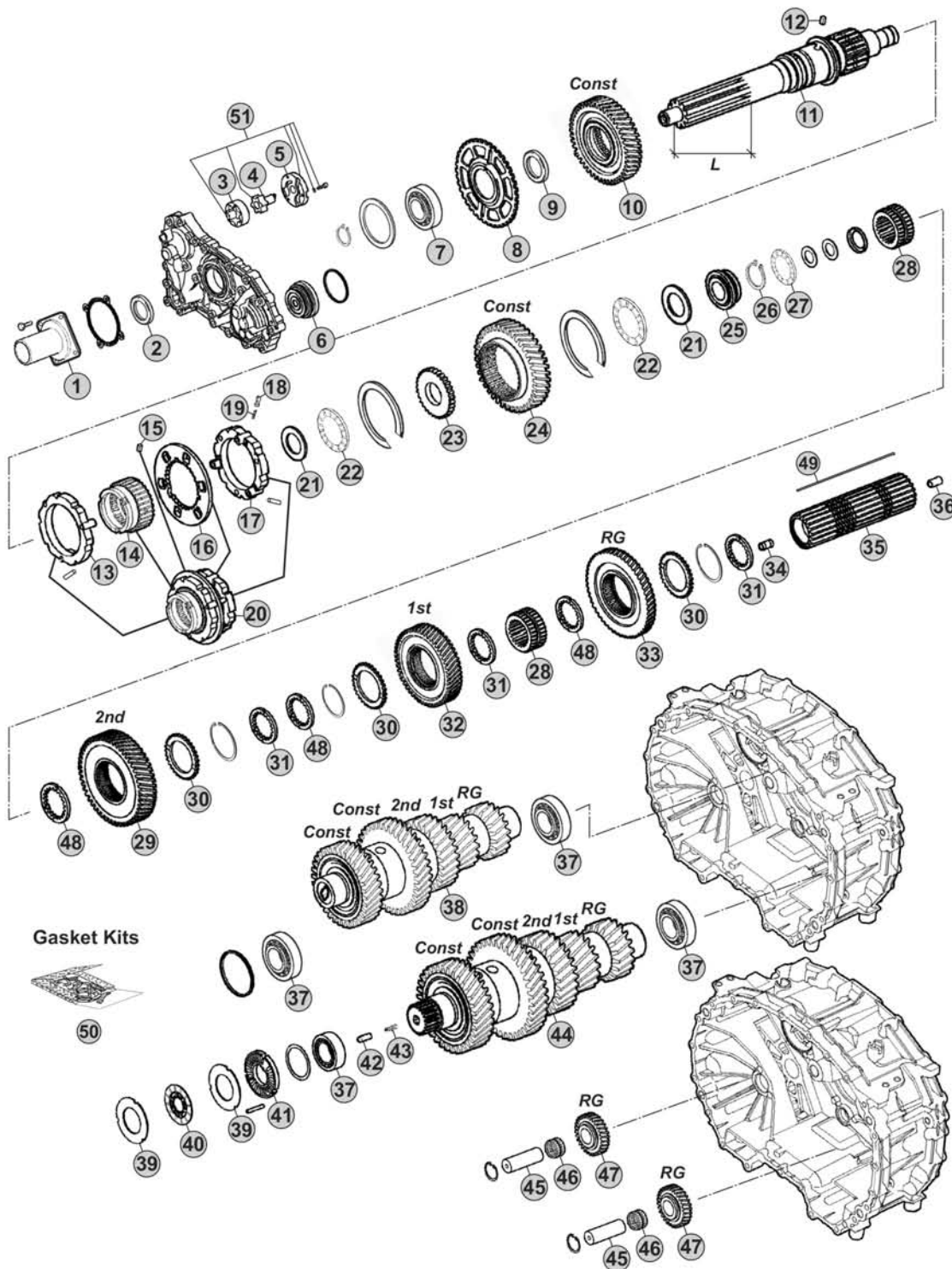
Notes

MODELS:

- AS TRONIC

VERSIONS:

- 12AS2301 (1327 xxx xxx)

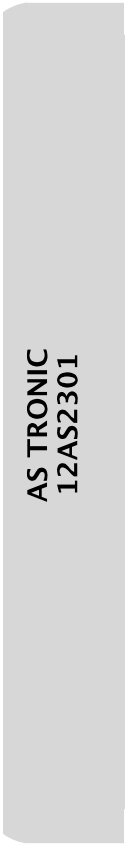


Notes

- (A) R. 12,33-0,78
- (B) R. 15,86-1,00

Our spare parts are not the originals but interchangeable with the originals ones. All original equipment manufacturers' numbers, pictures and models used in this catalogue are for reference only. Our products bear our trade-mark.

Fig.	CEI no.	ZF no.	Description	Q.ty	Notes	12AS2301				
39	269.178	1314 303 077	Clutch disc	4		●				
40	269.793	0501 214 821	Clutch Disc	2		●				
41	128.226	1328 302 118	Cover	1		●				
42	160.303	0731 208 242	Pin	1		●				
43	156.212	0732 042 766	Spring	1		●				
44	190.429	1327 203 055	Countershaft 19/19/28/38/44 T	1	(A)	●				
44	190.427	1327 203 045	Countershaft 19/19/28/38/44 T	1	(B)	●				
45	107.269	1328 305 007	Reverse Shaft	2		●				
46	137.808	0735 321 454	Needle Cage	2		●				
47	147.302	1328 305 014	Reverse Gear 29 T	2		●				
48	269.176	1314 304 008	Follower ring inner Th.7,00 mm	3		●				
48	269.354	1327 304 033	Spacer Th 7,05 mm	3		●				
48	269.355	1327 304 034	Spacer Th.7,10 mm	3		●				
48	269.356	1327 304 035	Spacer Th.7,15 mm	3		●				
48	269.357	1327 304 036	Spacer Th.7,20 mm	3		●				
49	189.653	1328 304 035	Key	1		●				
50	298.158	1327 298 001	Gasket Kit	1		●				
51	280.823	1314 202 055	Oil Pump Kit	1		●				



Date 04/2016 Notes _____

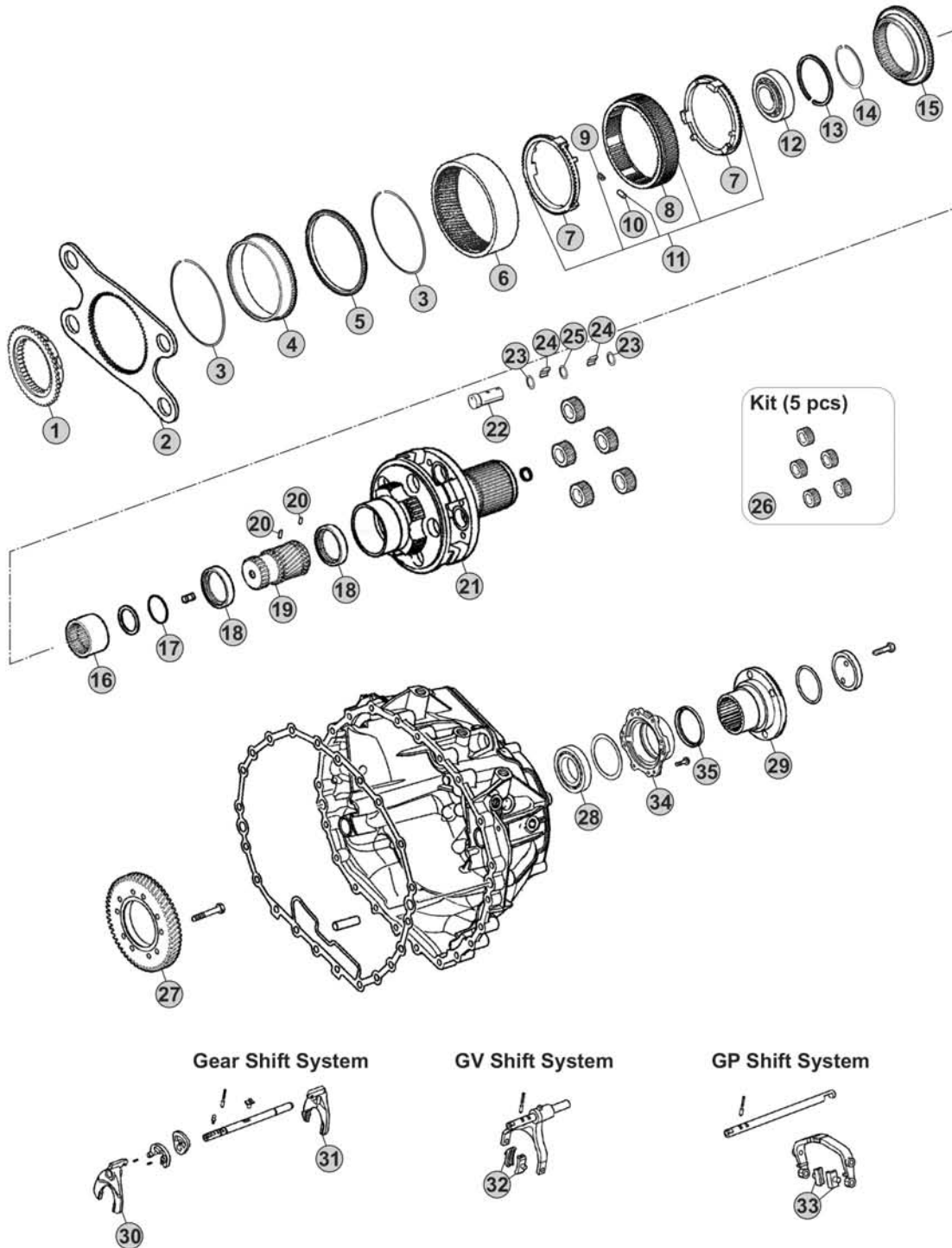


MODELS:

- AS TRONIC

VERSIONS:

- 12AS2301 (1327 xxx xxx)



Our spare parts are not the originals but interchangeable with the originals ones. All original equipment manufacturers' numbers, pictures and models used in this catalogue are for reference only. Our products bear our trade-mark.

Notes

Our spare parts are not the originals but interchangeable with the originals ones. All original equipment manufacturers' numbers, pictures and models used in this catalogue are for reference only. Our products bear our trade-mark.

Fig.	CEI no.	ZF no.	Description	Q.ty	Notes	12AS2301				
1	109.748	1328 333 010	Synchronizer Cone	1		●				
2	298.146	1328 333 006	Flange GP	1		●				
3	111.373	0730 513 682	Retainer ring	2		●				
4	123.290	1358 332 221	Inside crown support 82 T	1		●				
5	119.274	1358 332 222	Synchronizer ring	1		●				
6	123.289	1328 332 045	Crown Gear 82 T	1		●				
7	119.269	1328 333 005	Synchronizer ring	2		●				
8	154.419	1358 333 012	Sliding Sleeve	1		●				
9	156.125	0732 040 929	Spring De.6x36	6		●				
10	171.069	0730 162 804	Cylinder roller	6		●				
11	298.894	1328 233 001	Synchro Kit	1		●				
12	130.981	0750 118 284	Bearing 100x130x30	1		●				
13	111.402	0630 513 139	Elastic Ring	1		●				
14	111.401	0730 513 745	Lock Ring A=2,50	1		●				
15	109.749	1328 333 009	Synchronizer Cone	1		●				
16	154.488	1328 304 068	Sliding Sleeve	1		●				
17	111.406	0630 502 218	Lock Ring 64x2	1		●				
18	269.794	1358 332 223	Pressure Disc	2		●				
19	157.744	1328 332 030	Sun Gear 23 T	1		●				
20	160.279	7636 038 103	Pin	2		●				
21	190.493	1358 232 201	Planetary Carrier	1	W/Retarder	●				
21	190.430	1328 232 011	Planetary Carrier	1	W/out Retarder	●				
22	107.236	1328 332 041	Planetary pin	5		●				
23	269.009	0730 109 323	Spacer Ring	10		●				
24	171.062	0750 119 116	Needle 10x16,80 (140 pcs)	140		●				
25	269.647	0730 109 640	Thrust Washer T.9,00 mm	5		●				
26	298.248	1328 232 006	Planetary Gear Set	1		●				
27	244.191	6085 301 217	Gear 57 T	1	W/Retarder	●				
28	130.245	0750 116 394	Bearing 90x160x30	1		●				
29	197.258	1314 332 054	Output Flange	1		●				
30	141.227	1328 306 026	Fork	1		●				
31	141.243	1327 306 007	Fork	1		●				
32	141.215	1328 312 005	Sliding Pad	2		●				
33	141.214	1328 334 004	Sliding Pad	2		●				
34	128.328	1328 331 002	Cover	1		●				
35	139.633	0734 319 459	Seal Ring	1		●				



Date 04/2016 Notes _____

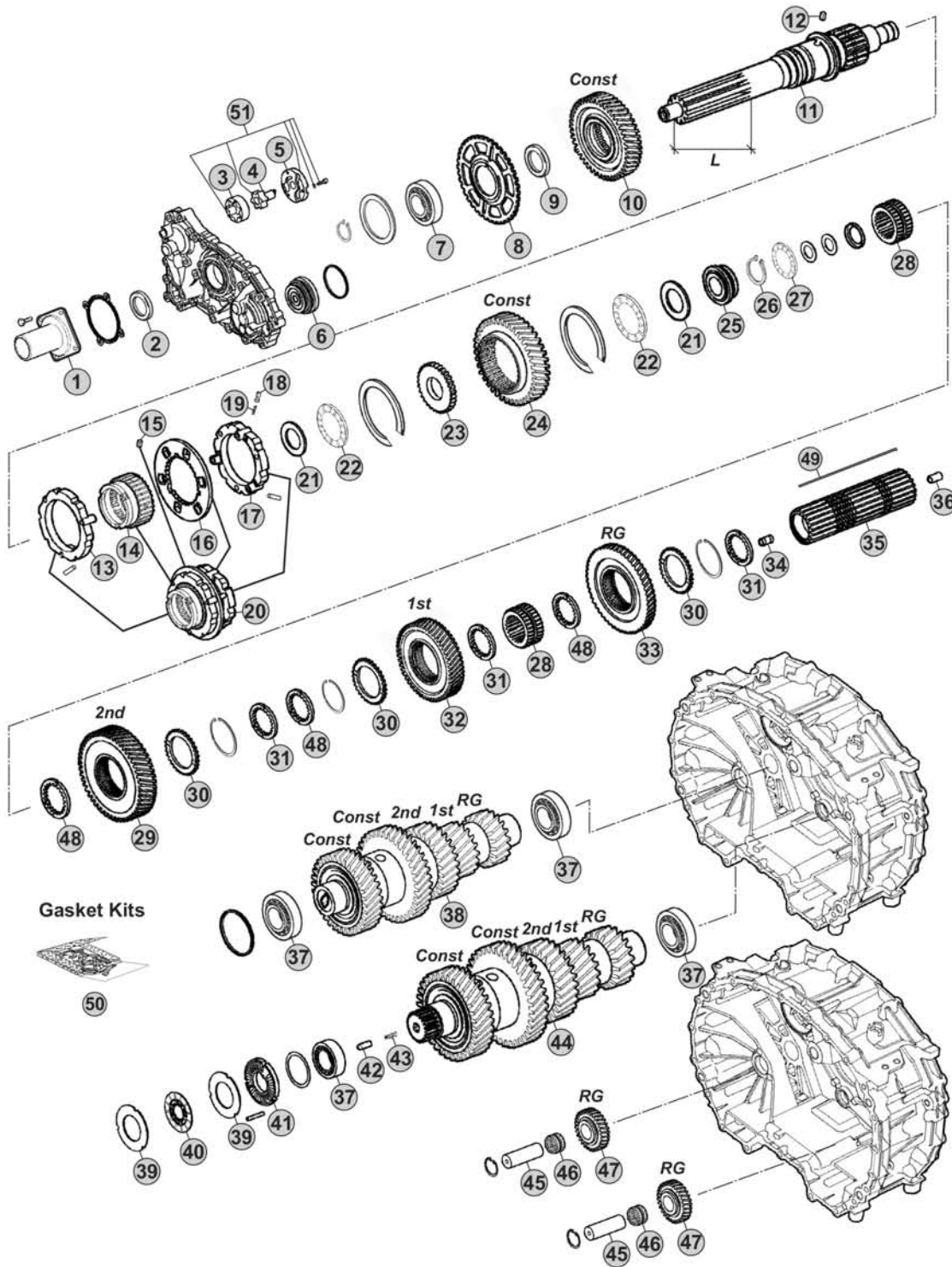


MODELS:

- AS TRONIC

VERSIONS:

- 12AS2330 (1327 xxx xxx)



Notes

12AS2330 R. 12,33-0,78

Our spare parts are not the originals but interchangeable with the originals ones. All original equipment manufacturers' numbers, pictures and models used in this catalogue are for reference only. Our products bear our trade-mark.

Fig.	CEI no.	ZF no.	Description	Q.ty	Notes	12AS2330			
1	128.327	1328 302 202	Front cover	1		●			
2	139.966	0734 319 847	Oil Seal 55x70x8	1		●			
3	189.678	1315 303 027	Rotor	1		●			
4	189.679	1314 202 039	Oil Pump Shaft	1		●			
5	189.728	1314 302 138	Oil Pump Cover	1		●			
6	188.272	1328 202 024	Piston	1		●			
7	130.823	0750 116 365	Bearing 65x120x23	1		●			
8	126.032	1328 302 024	Speedometer Gear	1		●			
9	269.320	0730 110 392	Thrust Washer	1		●			
10	145.993	1327 302 015	Constant Gear 46 T	1		●			
11	103.220	1328 302 078	Input Shaft L=110 mm	1		●			
11	103.282	1328 302 077	Input Shaft L=116 mm	1		●			
12	160.261	1328 302 072	Lock Pin	1		●			
13	119.272	1328 202 046	Synchronizer Ring	1		●			
14	154.422	1328 302 064	Sliding Sleeve	1		●			
15	160.261	1328 302 072	Lock Pin	1		●			
16	135.189	1328 302 132	Plate	1		●			
17	119.273	1328 202 048	Synchronizer Ring	1		●			
18	171.063	0635 470 046	Needle	3		●			
19	156.037	0732 040 385	Outer Spring De.6x34	3		●			
20	196.371	1328 298 001	Synchronizer Assy	1		●			
21	269.322	0730 111 066	Washer	2		●			
22	137.316	0735 301 274	Needle 43x73x8	2		●			
23	269.205	1328 302 061	Washer	1		●			
24	145.994	1327 304 015	Constant gear 40 T	1		●			
25	111.377	1328 302 075	Ring	1		●			
26	139.863	0730 513 641	Retaining Ring T.2,00	1		●			
27	137.376	0735 321 381	Needle 30x52x7,5 mm	1		●			
28	155.246	1328 304 064	Sliding Hub	2		●			
29	244.058	1327 304 024	Gear 2nd Speed 48 T	1		●			
30	269.175	1314 304 119	Follower ring outer	3		●			
31	269.176	1314 304 008	Follower ring inner Th.7,00 mm	3		●			
32	244.059	1328 304 060	Gear 1st Speed 54 T	1		●			
33	244.060	1328 304 061	Reverse Gear 50 T	1		●			
34	189.729	1314 304 097	Oil Tube	1		●			
35	103.243	1327 304 032	Main shaft	1		●			
36	189.730	1314 332 043	Oil Tube	1		●			
37	130.993	0750 117 640	Bearing 50x90x28	4		●			
38	190.428	1327 203 054	Countershaft 19/19/28/38/44 T	1		●			
39	269.178	1314 303 077	Clutch disc	4		●			
40	269.793	0501 214 821	Clutch Disc	2		●			
41	128.226	1328 302 118	Cover	1		●			
42	160.303	0731 208 242	Pin	1		●			

AS TRONIC
12AS2330

Date

04/2016

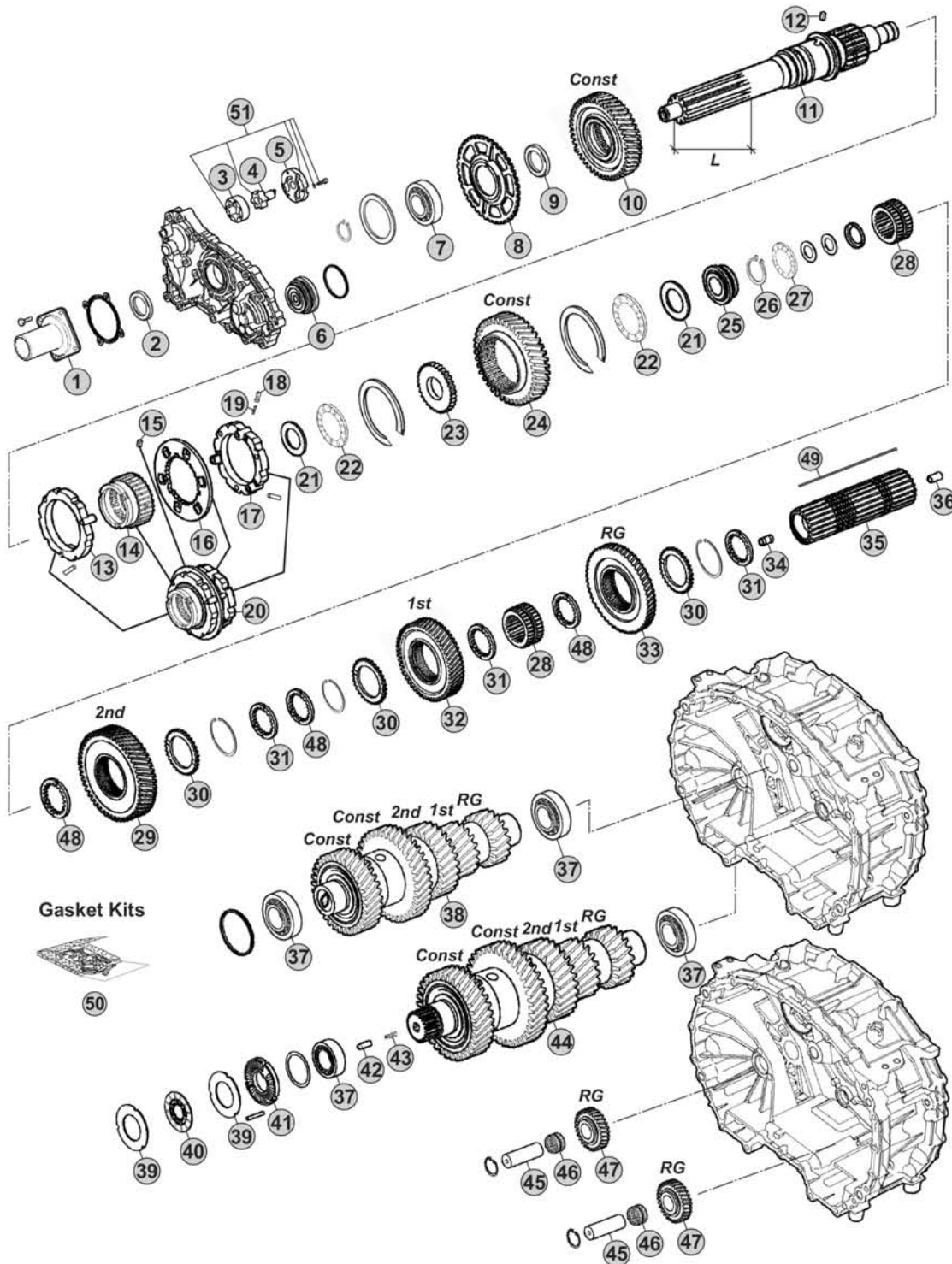
Notes

MODELS:

- AS TRONIC

VERSIONS:

- 12AS2330 (1327 xxx xxx)



Notes

12AS2330 R. 12,33-0,78

Our spare parts are not the originals but interchangeable with the originals ones. All original equipment manufacturers' numbers, pictures and models used in this catalogue are for reference only. Our products bear our trade-mark.

12AS2330

Fig.	CEI no.	ZF no.	Description	Q.ty	Notes			
43	156.212	0732 042 766	Spring	1		●		
44	190.429	1327 203 055	Countershaft 19/19/28/38/44 T	1		●		
45	107.269	1328 305 007	Reverse Shaft	2		●		
46	137.808	0735 321 454	Needle Cage	2		●		
47	147.302	1328 305 014	Reverse Gear 29 T	2		●		
48	269.176	1314 304 008	Follower ring inner Th.7,00 mm	3		●		
48	269.354	1327 304 033	Spacer Th 7,05 mm	3		●		
48	269.355	1327 304 034	Spacer Th.7,10 mm	3		●		
48	269.356	1327 304 035	Spacer Th.7,15 mm	3		●		
48	269.357	1327 304 036	Spacer Th.7,20 mm	3		●		
49	189.653	1328 304 035	Key	1		●		
50	298.158	1327 298 001	Gasket Kit	1		●		
51	280.823	1314 202 055	Oil Pump Kit	1		●		

AS TRONIC 12AS2330

Date _____ Notes _____

04/2016

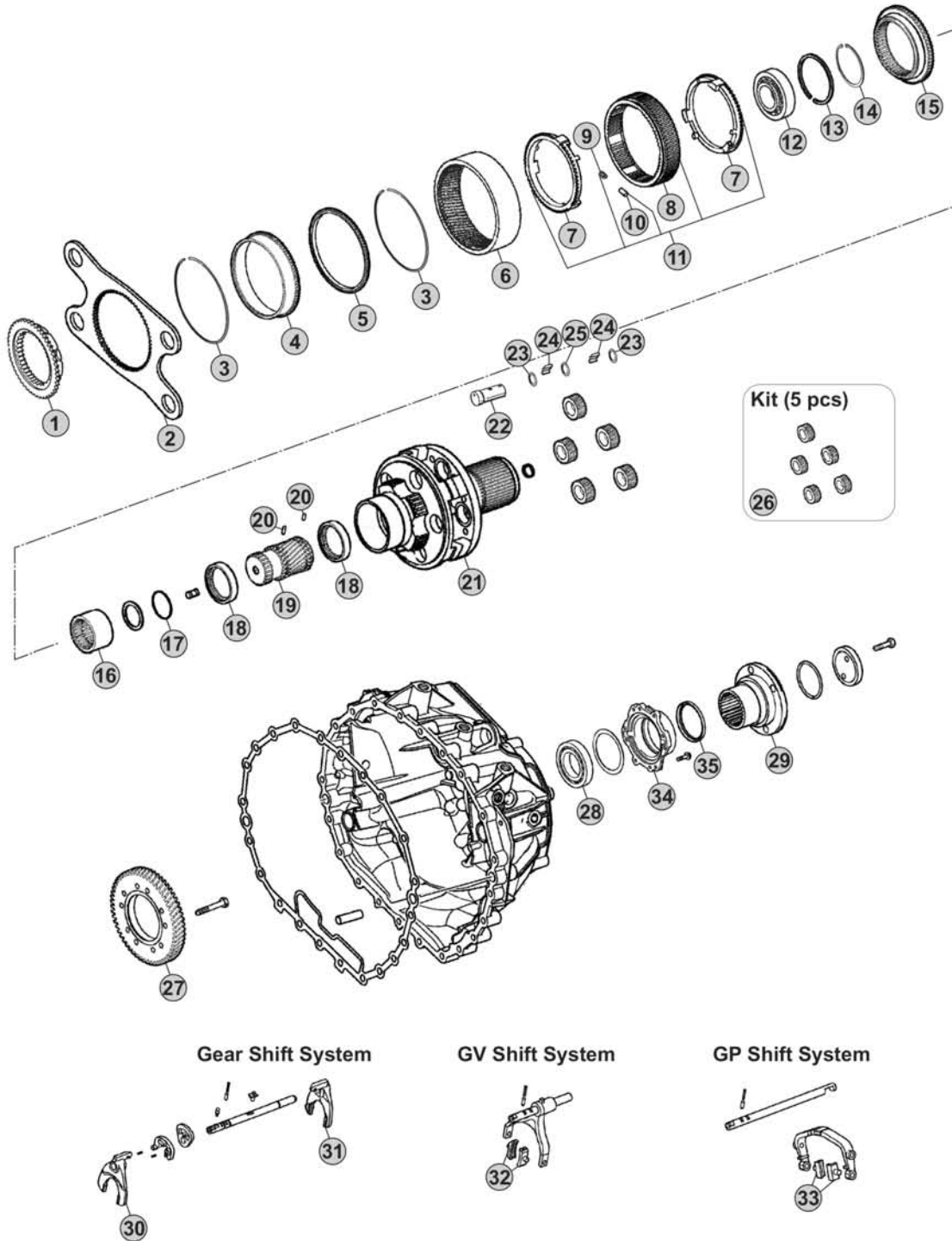


MODELS:

- AS TRONIC

VERSIONS:

- 12AS2330 (1327 xxx xxx)



Our spare parts are not the originals but interchangeable with the originals ones. All original equipment manufacturers' numbers, pictures and models used in this catalogue are for reference only. Our products bear our trade-mark.

Notes

12AS2330 R. 12,33-0,78

Our spare parts are not the originals but interchangeable with the originals ones. All original equipment manufacturers' numbers, pictures and models used in this catalogue are for reference only. Our products bear our trade-mark.

Fig.	CEI no.	ZF no.	Description	Q.ty	Notes	12AS2330				
1	109.748	1328 333 010	Synchronizer Cone	1		●				
2	298.146	1328 333 006	Flange GP	1		●				
3	111.373	0730 513 682	Retainer ring	2		●				
4	123.290	1358 332 221	Inside crown support 82 T	1		●				
5	119.274	1358 332 222	Synchronizer ring	1		●				
6	123.289	1328 332 045	Crown Gear 82 T	1		●				
7	119.269	1328 333 005	Synchronizer ring	2		●				
8	154.419	1358 333 012	Sliding Sleeve	1		●				
9	156.125	0732 040 929	Spring De.6x36	6		●				
10	171.069	0730 162 804	Cylinder roller	6		●				
11	298.894	1328 233 001	Synchro Kit	1		●				
12	130.981	0750 118 284	Bearing 100x130x30	1		●				
13	111.402	0630 513 139	Elastic Ring	1		●				
14	111.401	0730 513 745	Lock Ring A=2,50	1		●				
15	109.749	1328 333 009	Synchronizer Cone	1		●				
16	154.488	1328 304 068	Sliding Sleeve	1		●				
17	111.406	0630 502 218	Lock Ring 64x2	1		●				
18	269.794	1358 332 223	Pressure Disc	2		●				
19	157.744	1328 332 030	Sun Gear 23 T	1		●				
20	160.279	7636 038 103	Pin	2		●				
21	190.493	1358 232 201	Planetary Carrier	1	W/Retarder	●				
21	190.430	1328 232 011	Planetary Carrier	1	W/out Retarder	●				
22	107.236	1328 332 041	Planetary pin	5		●				
23	269.009	0730 109 323	Spacer Ring	10		●				
24	171.062	0750 119 116	Needle 10x16,80 (140 pcs)	140		●				
25	269.647	0730 109 640	Thrust Washer T.9,00 mm	5		●				
26	298.248	1328 232 006	Planetary Gear Set	1		●				
27	244.191	6085 301 217	Gear 57 T	1	W/Retarder	●				
28	130.245	0750 116 394	Bearing 90x160x30	1		●				
29	197.258	1314 332 054	Output Flange	1		●				
30	141.227	1328 306 026	Fork	1		●				
31	141.243	1327 306 007	Fork	1		●				
32	141.215	1328 312 005	Sliding Pad	2		●				
33	141.214	1328 334 004	Sliding Pad	2		●				
34	128.328	1328 331 002	Cover	1		●				
35	139.633	0734 319 459	Seal Ring	1		●				

AS TRONIC
12AS2330

Date _____ Notes _____
04/2016

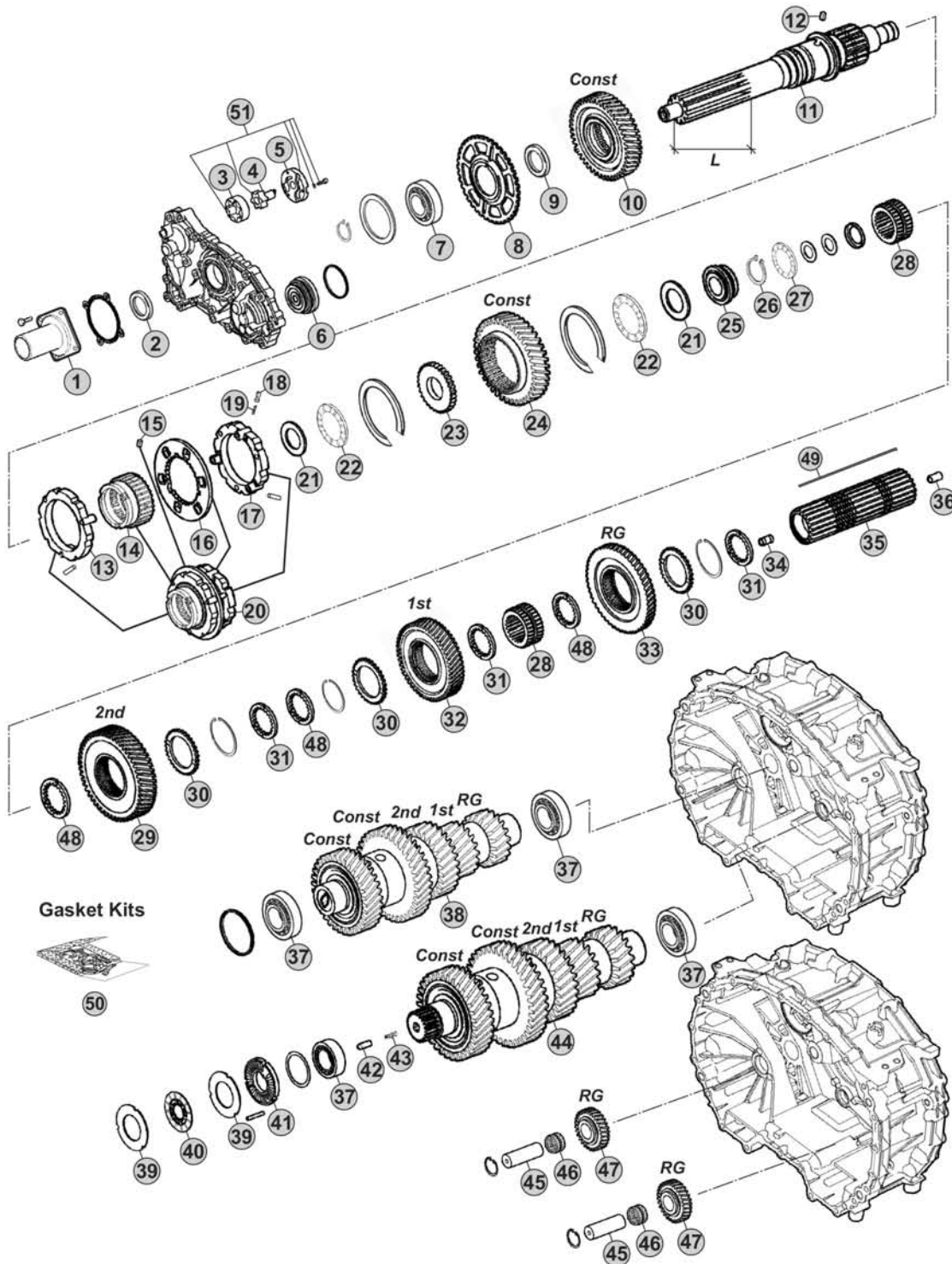


MODELS:

- AS TRONIC

VERSIONS:

- 12AS2330 (1353 xxx xxx)



Notes

12AS2330 R. 15,86-1,00

Our spare parts are not the originals but interchangeable with the originals ones. All original equipment manufacturers' numbers, pictures and models used in this catalogue are for reference only. Our products bear our trade-mark.

Fig.	CEI no.	ZF no.	Description	Q.ty	Notes	12AS2330			
1	128.327	1328 302 202	Front cover	1		●			
2	139.966	0734 319 847	Oil Seal 55x70x8	1		●			
3	189.678	1315 303 027	Rotor	1		●			
4	189.679	1314 202 039	Oil Pump Shaft	1		●			
5	189.728	1314 302 138	Oil Pump Cover	1		●			
6	188.272	1328 202 024	Piston	1		●			
7	130.823	0750 116 365	Bearing 65x120x23	1		●			
8	126.032	1328 302 024	Speedometer Gear	1		●			
9	269.320	0730 110 392	Thrust Washer	1		●			
10	244.013	1327 302 005	Constant Gear 36 T	1		●			
11	103.220	1328 302 078	Input Shaft L=110 mm	1		●			
11	103.282	1328 302 077	Input Shaft L=116 mm	1		●			
12	160.261	1328 302 072	Lock Pin	1		●			
13	119.272	1328 202 046	Synchronizer Ring	1		●			
14	154.422	1328 302 064	Sliding Sleeve	1		●			
15	160.261	1328 302 072	Lock Pin	1		●			
16	135.189	1328 302 132	Plate	1		●			
17	119.286	1328 202 043	Synchronizer Ring	1		●			
18	171.063	0635 470 046	Needle	3		●			
19	156.037	0732 040 385	Outer Spring De.6x34	3		●			
20	196.374	1328 298 002	Synchronizer Assy	1		●			
21	269.322	0730 111 066	Washer	2		●			
22	137.316	0735 301 274	Needle 43x73x8	2		●			
23	269.205	1328 302 061	Washer	1		●			
24	145.994	1327 304 015	Constant gear 40 T	1		●			
25	111.377	1328 302 075	Ring	1		●			
26	139.863	0730 513 641	Retaining Ring T.2,00	1		●			
27	137.376	0735 321 381	Needle 30x52x7,5 mm	1		●			
28	155.246	1328 304 064	Sliding Hub	2		●			
29	244.058	1327 304 024	Gear 2nd Speed 48 T	1		●			
30	269.175	1314 304 119	Follower ring outer	3		●			
31	269.176	1314 304 008	Follower ring inner Th.7,00 mm	3		●			
32	244.059	1328 304 060	Gear 1st Speed 54 T	1		●			
33	244.060	1328 304 061	Reverse Gear 50 T	1		●			
34	189.729	1314 304 097	Oil Tube	1		●			
35	103.243	1327 304 032	Main shaft	1		●			
36	189.730	1314 332 043	Oil Tube	1		●			
37	130.993	0750 117 640	Bearing 50x90x28	4		●			
38	190.426	1327 203 043	Countershaft 19/19/28/38/44 T	1		●			
39	269.178	1314 303 077	Clutch disc	4		●			
40	269.793	0501 214 821	Clutch Disc	2		●			
41	128.226	1328 302 118	Cover	1		●			
42	160.303	0731 208 242	Pin	1		●			

AS TRONIC
12AS2330

Date

04/2016

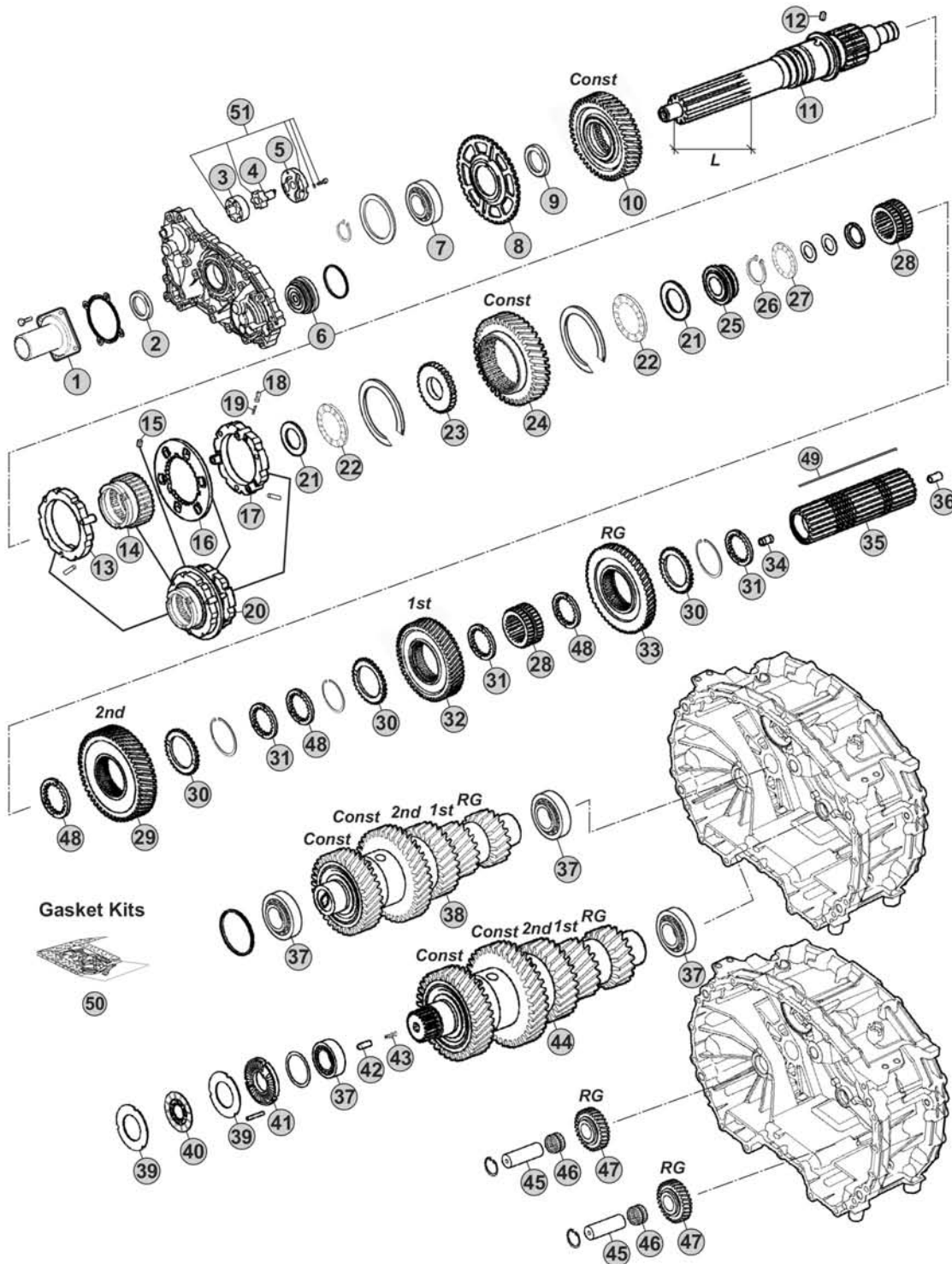
Notes

MODELS:

- AS TRONIC

VERSIONS:

- 12AS2330 (1353 xxx xxx)



Notes

12AS2330 R. 15,86-1,00

Our spare parts are not the originals but interchangeable with the originals ones. All original equipment manufacturers' numbers, pictures and models used in this catalogue are for reference only. Our products bear our trade-mark.

Fig.	CEI no.	ZF no.	Description	Q.ty	Notes	12AS2330			
43	156.212	0732 042 766	Spring	1		●			
44	190.427	1327 203 045	Countershaft 19/19/28/38/44 T	1		●			
45	107.269	1328 305 007	Reverse Shaft	2		●			
46	137.808	0735 321 454	Needle Cage	2		●			
47	147.302	1328 305 014	Reverse Gear 29 T	2		●			
48	269.176	1314 304 008	Follower ring inner Th.7,00 mm	3		●			
48	269.354	1327 304 033	Spacer Th 7,05 mm	3		●			
48	269.355	1327 304 034	Spacer Th.7,10 mm	3		●			
48	269.356	1327 304 035	Spacer Th.7,15 mm	3		●			
48	269.357	1327 304 036	Spacer Th.7,20 mm	3		●			
49	189.653	1328 304 035	Key	1		●			
50	298.158	1327 298 001	Gasket Kit	1		●			
51	280.823	1314 202 055	Oil Pump Kit	1		●			



AS TRONIC
12AS2330

Date 04/2016 Notes _____

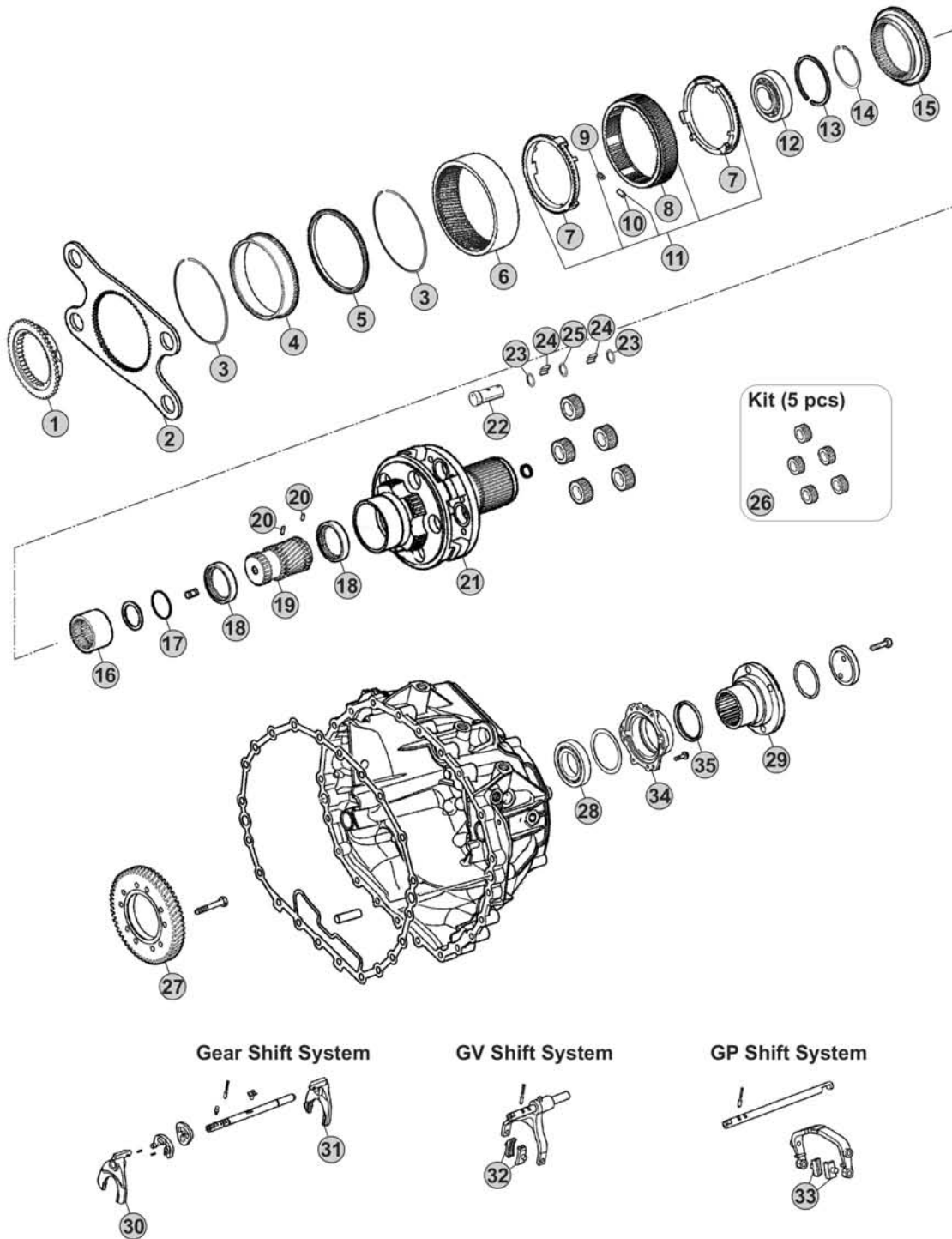


MODELS:

- AS TRONIC

VERSIONS:

- 12AS2330 (1353 xxx xxx)



Our spare parts are not the originals but interchangeable with the originals ones. All original equipment manufacturers' numbers, pictures and models used in this catalogue are for reference only. Our products bear our trade-mark.

Notes

12AS2330 R. 15,86-1,00

Our spare parts are not the originals but interchangeable with the originals ones. All original equipment manufacturers' numbers, pictures and models used in this catalogue are for reference only. Our products bear our trade-mark.

Fig.	CEI no.	ZF no.	Description	Q.ty	Notes	12AS2330			
1	109.748	1328 333 010	Synchronizer Cone	1		●			
2	298.146	1328 333 006	Flange GP	1		●			
3	111.373	0730 513 682	Retainer ring	2		●			
4	123.290	1358 332 221	Inside crown support 82 T	1		●			
5	119.274	1358 332 222	Synchronizer ring	1		●			
6	123.289	1328 332 045	Crown Gear 82 T	1		●			
7	119.269	1328 333 005	Synchronizer ring	2		●			
8	154.419	1358 333 012	Sliding Sleeve	1		●			
9	156.125	0732 040 929	Spring De.6x36	6		●			
10	171.069	0730 162 804	Cylinder roller	6		●			
11	298.894	1328 233 001	Synchro Kit	1		●			
12	130.981	0750 118 284	Bearing 100x130x30	1		●			
13	111.402	0630 513 139	Elastic Ring	1		●			
14	111.401	0730 513 745	Lock Ring A=2,50	1		●			
15	109.749	1328 333 009	Synchronizer Cone	1		●			
16	154.488	1328 304 068	Sliding Sleeve	1		●			
17	111.406	0630 502 218	Lock Ring 64x2	1		●			
18	269.794	1358 332 223	Pressure Disc	2		●			
19	157.744	1328 332 030	Sun Gear 23 T	1		●			
20	160.279	7636 038 103	Pin	2		●			
21	190.493	1358 232 201	Planetary Carrier	1	W/Retarder	●			
21	190.430	1328 232 011	Planetary Carrier	1	W/out Retarder	●			
22	107.236	1328 332 041	Planetary pin	5		●			
23	269.009	0730 109 323	Spacer Ring	10		●			
24	171.062	0750 119 116	Needle 10x16,80 (140 pcs)	140		●			
25	269.647	0730 109 640	Thrust Washer T.9,00 mm	5		●			
26	298.248	1328 232 006	Planetary Gear Set	1		●			
27	244.191	6085 301 217	Gear 57 T	1	W/Retarder	●			
28	130.245	0750 116 394	Bearing 90x160x30	1		●			
29	197.258	1314 332 054	Output Flange	1		●			
30	141.227	1328 306 026	Fork	1		●			
31	141.243	1327 306 007	Fork	1		●			
32	141.215	1328 312 005	Sliding Pad	2		●			
33	141.214	1328 334 004	Sliding Pad	2		●			
34	128.328	1328 331 002	Cover	1		●			
35	139.633	0734 319 459	Seal Ring	1		●			

**AS TRONIC
12AS2330**

Date _____ **Notes** _____
04/2016

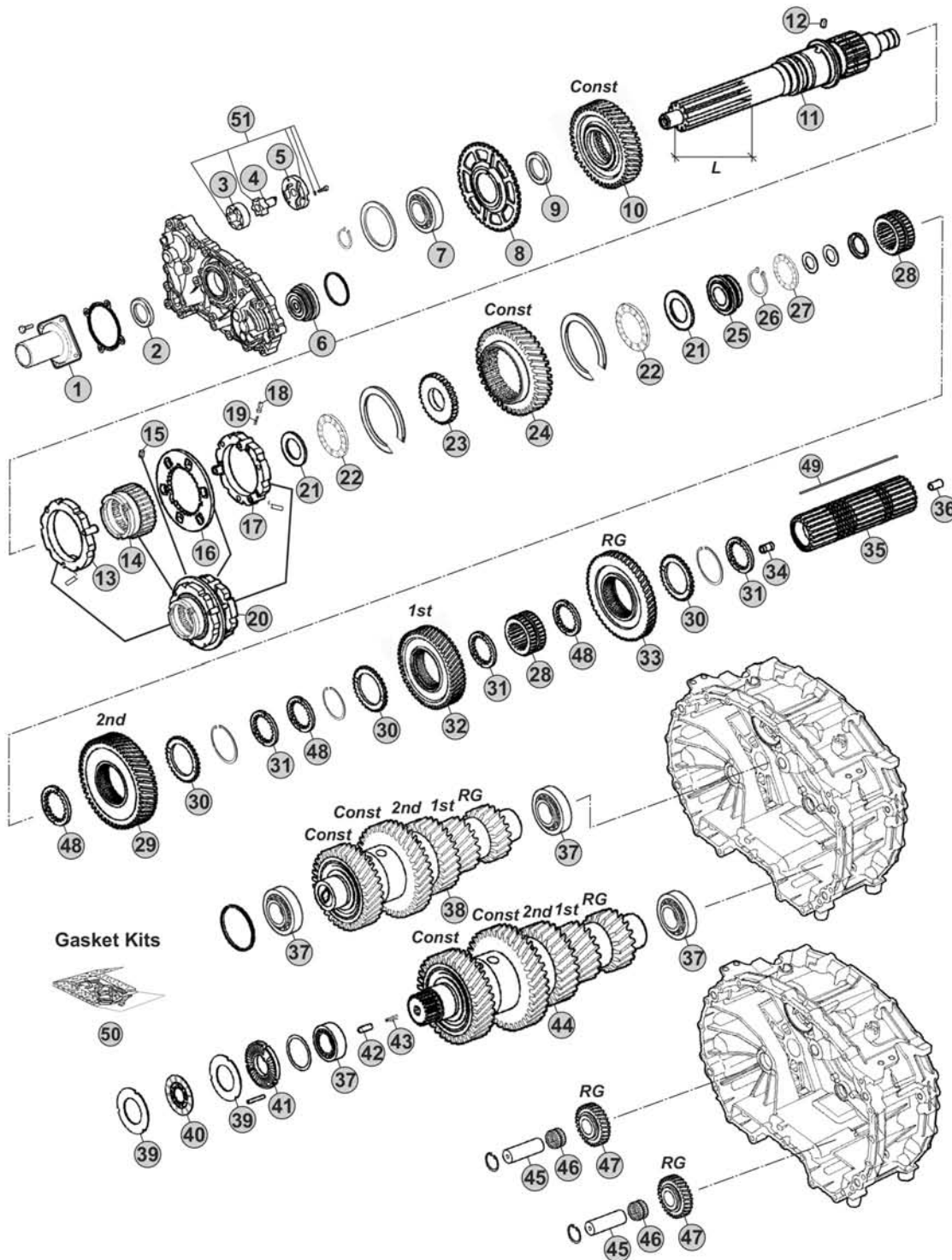


MODELS:

- AS TRONIC

VERSIONS:

- 12AS2331 (1327 xxx xxx)



Notes

12AS2331 R. 12,33-0,78

Our spare parts are not the originals but interchangeable with the originals ones. All original equipment manufacturers' numbers, pictures and models used in this catalogue are for reference only. Our products bear our trade-mark.

Fig.	CEI no.	ZF no.	Description	Q.ty	Notes	12AS2331			
1	128.327	1328 302 202	Front cover	1		●			
2	139.966	0734 319 847	Oil Seal 55x70x8	1		●			
3	189.678	1315 303 027	Rotor	1		●			
4	189.679	1314 202 039	Oil Pump Shaft	1		●			
5	189.728	1314 302 138	Oil Pump Cover	1		●			
6	188.272	1328 202 024	Piston	1		●			
7	130.823	0750 116 365	Bearing 65x120x23	1		●			
8	126.032	1328 302 024	Speedometer Gear	1		●			
9	269.320	0730 110 392	Thrust Washer	1		●			
10	145.993	1327 302 015	Constant Gear 46 T	1		●			
11	103.220	1328 302 078	Input Shaft L=110 mm	1		●			
11	103.282	1328 302 077	Input Shaft L=116 mm	1		●			
12	160.261	1328 302 072	Lock Pin	1		●			
13	119.272	1328 202 046	Synchronizer Ring	1		●			
14	154.422	1328 302 064	Sliding Sleeve	1		●			
15	160.261	1328 302 072	Lock Pin	1		●			
16	135.189	1328 302 132	Plate	1		●			
17	119.273	1328 202 048	Synchronizer Ring	1		●			
18	171.063	0635 470 046	Needle	3		●			
19	156.037	0732 040 385	Outer Spring De.6x34	3		●			
20	196.371	1328 298 001	Synchronizer Assy	1		●			
21	269.322	0730 111 066	Washer	2		●			
22	137.316	0735 301 274	Needle 43x73x8	2		●			
23	269.205	1328 302 061	Washer	1		●			
24	145.994	1327 304 015	Constant gear 40 T	1		●			
25	111.377	1328 302 075	Ring	1		●			
26	139.863	0730 513 641	Retaining Ring T.2,00	1		●			
27	137.376	0735 321 381	Needle 30x52x7,5 mm	1		●			
28	155.246	1328 304 064	Sliding Hub	2		●			
29	244.058	1327 304 024	Gear 2nd Speed 48 T	1		●			
30	269.175	1314 304 119	Follower ring outer	3		●			
31	269.176	1314 304 008	Follower ring inner Th.7,00 mm	3		●			
32	244.059	1328 304 060	Gear 1st Speed 54 T	1		●			
33	244.060	1328 304 061	Reverse Gear 50 T	1		●			
34	189.729	1314 304 097	Oil Tube	1		●			
35	103.243	1327 304 032	Main shaft	1		●			
36	189.730	1314 332 043	Oil Tube	1		●			
37	130.993	0750 117 640	Bearing 50x90x28	4		●			
38	190.428	1327 203 054	Countershaft 19/19/28/38/44 T	1		●			
39	269.178	1314 303 077	Clutch disc	4		●			
40	269.793	0501 214 821	Clutch Disc	2		●			
41	128.226	1328 302 118	Cover	1		●			
42	160.303	0731 208 242	Pin	1		●			

AS TRONIC
12AS2331

Date

04/2016

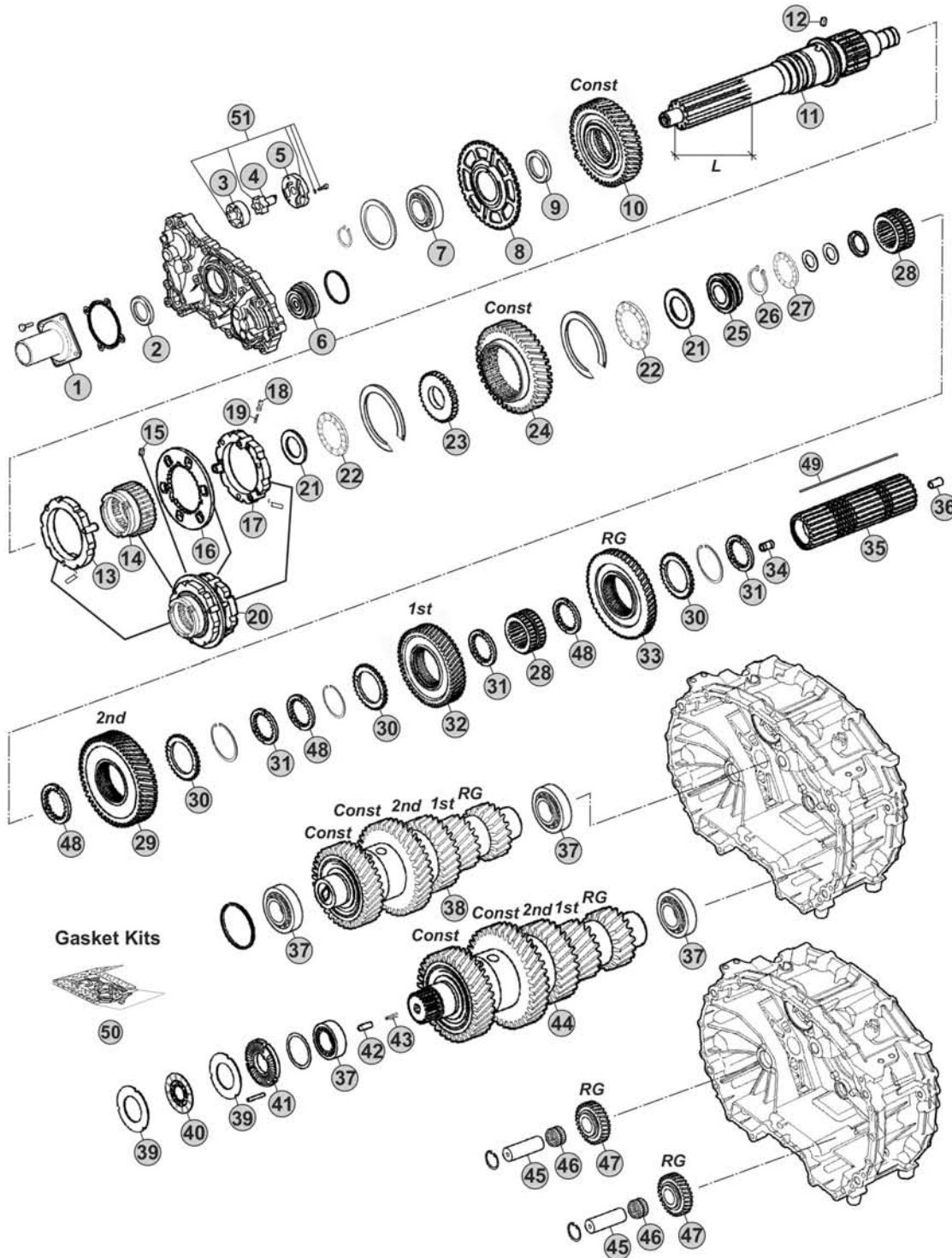
Notes

MODELS:

- AS TRONIC

VERSIONS:

- 12AS2331 (1327 xxx xxx)



Notes

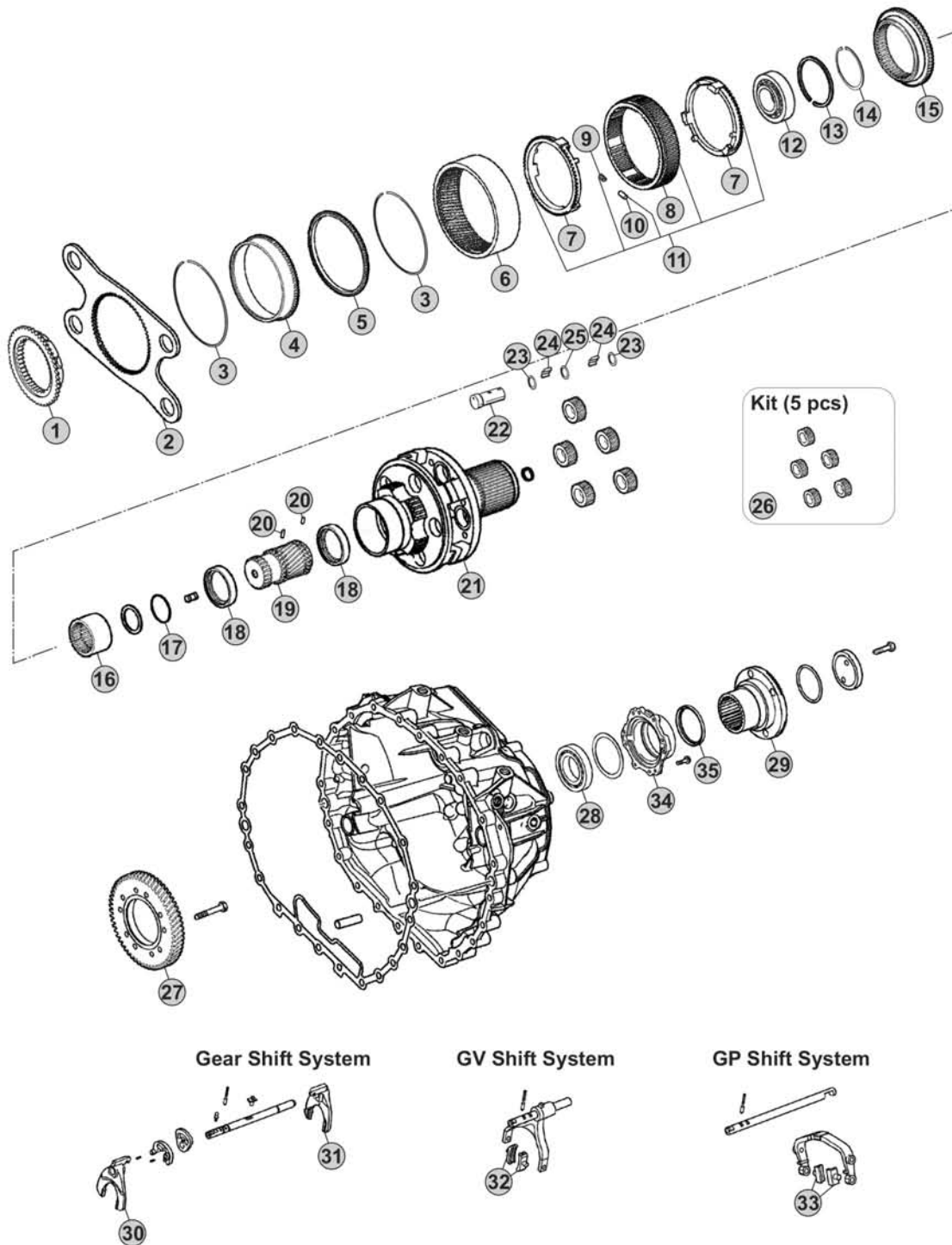
12AS2331 R. 12,33-0,78

MODELS:

- AS TRONIC

VERSIONS:

- 12AS2331 (1327 xxx xxx)



Our spare parts are not the originals but interchangeable with the originals ones. All original equipment manufacturers' numbers, pictures and models used in this catalogue are for reference only. Our products bear our trade-mark.

Notes

12AS2331 R. 12,33-0,78

Our spare parts are not the originals but interchangeable with the originals ones. All original equipment manufacturers' numbers, pictures and models used in this catalogue are for reference only. Our products bear our trade-mark.

Fig.	CEI no.	ZF no.	Description	Q.ty	Notes					
1	109.748	1328 333 010	Synchronizer Cone	1						
2	298.146	1328 333 006	Flange GP	1						
3	111.373	0730 513 682	Retainer ring	2						
4	123.290	1358 332 221	Inside crown support 82 T	1						
5	119.274	1358 332 222	Synchronizer ring	1						
6	123.289	1328 332 045	Crown Gear 82 T	1						
7	119.269	1328 333 005	Synchronizer ring	2						
8	154.419	1358 333 012	Sliding Sleeve	1						
9	156.125	0732 040 929	Spring De.6x36	6						
10	171.069	0730 162 804	Cylinder roller	6						
11	298.894	1328 233 001	Synchro Kit	1						
12	130.981	0750 118 284	Bearing 100x130x30	1						
13	111.402	0630 513 139	Elastic Ring	1						
14	111.401	0730 513 745	Lock Ring A=2,50	1						
15	109.749	1328 333 009	Synchronizer Cone	1						
16	154.488	1328 304 068	Sliding Sleeve	1						
17	111.406	0630 502 218	Lock Ring 64x2	1						
18	269.794	1358 332 223	Pressure Disc	2						
19	157.744	1328 332 030	Sun Gear 23 T	1						
20	160.279	7636 038 103	Pin	2						
21	190.493	1358 232 201	Planetary Carrier	1	W/Retarder					
21	190.430	1328 232 011	Planetary Carrier	1	W/out Retarder					
22	107.236	1328 332 041	Planetary pin	5						
23	269.009	0730 109 323	Spacer Ring	10						
24	171.062	0750 119 116	Needle 10x16,80 (140 pcs)	140						
25	269.647	0730 109 640	Thrust Washer T.9,00 mm	5						
26	298.248	1328 232 006	Planetary Gear Set	1						
27	244.191	6085 301 217	Gear 57 T	1	W/Retarder					
28	130.245	0750 116 394	Bearing 90x160x30	1						
29	197.258	1314 332 054	Output Flange	1						
30	141.227	1328 306 026	Fork	1						
31	141.243	1327 306 007	Fork	1						
32	141.215	1328 312 005	Sliding Pad	2						
33	141.214	1328 334 004	Sliding Pad	2						
34	128.328	1328 331 002	Cover	1						
35	139.633	0734 319 459	Seal Ring	1						

12AS2331

AS TRONIC 12AS2331

Date 04/2016 Notes _____

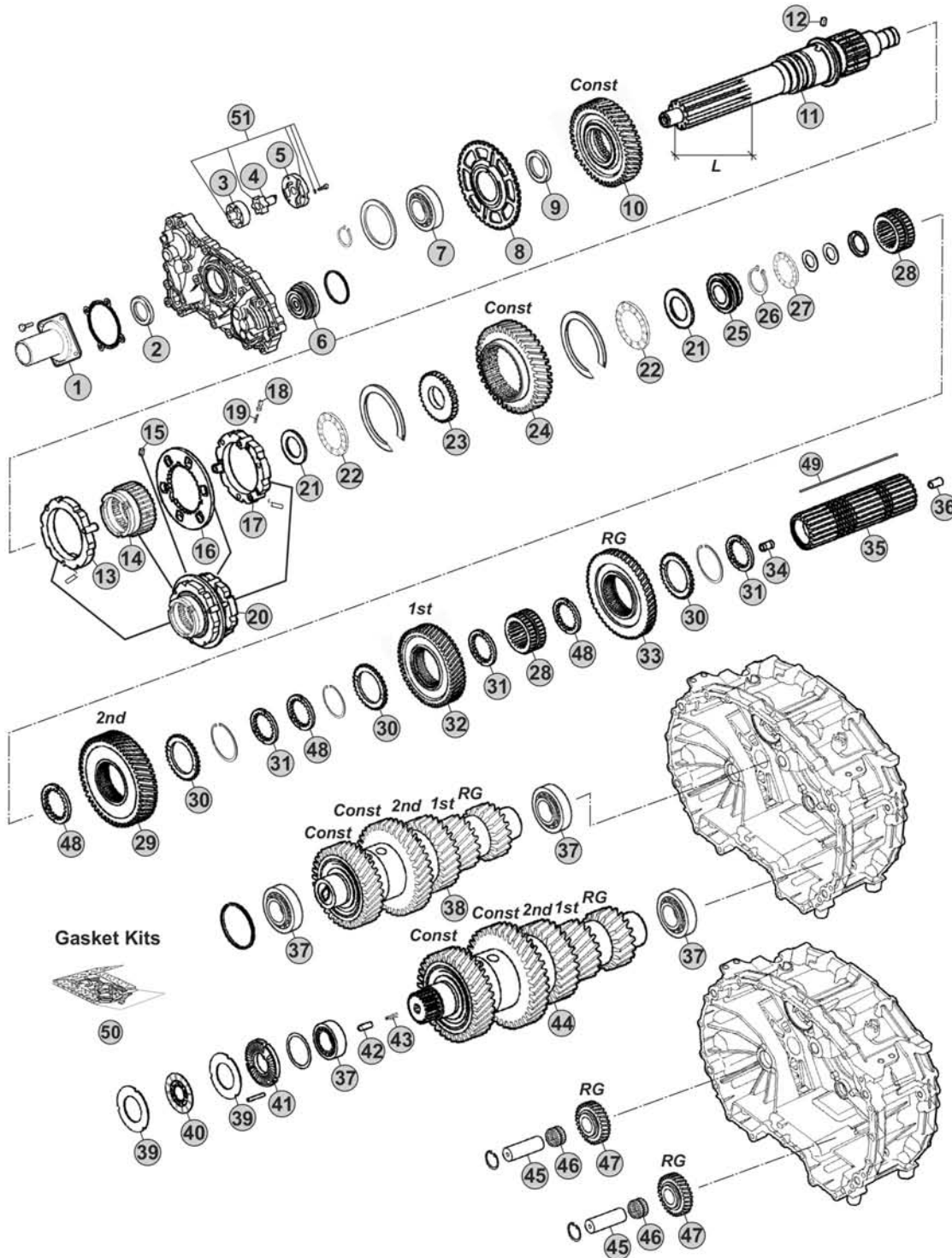


MODELS:

- AS TRONIC

VERSIONS:

- 12AS2331 (1353 xxx xxx)



Notes

12AS2331 R. 15,86-1,00

Our spare parts are not the originals but interchangeable with the originals ones. All original equipment manufacturers' numbers, pictures and models used in this catalogue are for reference only. Our products bear our trade-mark.

Fig.	CEI no.	ZF no.	Description	Q.ty	Notes	12AS2331			
1	128.327	1328 302 202	Front cover	1		●			
2	139.966	0734 319 847	Oil Seal 55x70x8	1		●			
3	189.678	1315 303 027	Rotor	1		●			
4	189.679	1314 202 039	Oil Pump Shaft	1		●			
5	189.728	1314 302 138	Oil Pump Cover	1		●			
6	188.272	1328 202 024	Piston	1		●			
7	130.823	0750 116 365	Bearing 65x120x23	1		●			
8	126.032	1328 302 024	Speedometer Gear	1		●			
9	269.320	0730 110 392	Thrust Washer	1		●			
10	244.013	1327 302 005	Constant Gear 36 T	1		●			
11	103.220	1328 302 078	Input Shaft L=110 mm	1		●			
11	103.282	1328 302 077	Input Shaft L=116 mm	1		●			
12	160.261	1328 302 072	Lock Pin	1		●			
13	119.272	1328 202 046	Synchronizer Ring	1		●			
14	154.422	1328 302 064	Sliding Sleeve	1		●			
15	160.261	1328 302 072	Lock Pin	1		●			
16	135.189	1328 302 132	Plate	1		●			
17	119.286	1328 202 043	Synchronizer Ring	1		●			
18	171.063	0635 470 046	Needle	3		●			
19	156.037	0732 040 385	Outer Spring De.6x34	3		●			
20	196.374	1328 298 002	Synchronizer Assy	1		●			
21	269.322	0730 111 066	Washer	2		●			
22	137.316	0735 301 274	Needle 43x73x8	2		●			
23	269.205	1328 302 061	Washer	1		●			
24	145.994	1327 304 015	Constant gear 40 T	1		●			
25	111.377	1328 302 075	Ring	1		●			
26	139.863	0730 513 641	Retaining Ring T.2,00	1		●			
27	137.376	0735 321 381	Needle 30x52x7,5 mm	1		●			
28	155.246	1328 304 064	Sliding Hub	2		●			
29	244.058	1327 304 024	Gear 2nd Speed 48 T	1		●			
30	269.175	1314 304 119	Follower ring outer	3		●			
31	269.176	1314 304 008	Follower ring inner Th.7,00 mm	3		●			
32	244.059	1328 304 060	Gear 1st Speed 54 T	1		●			
33	244.060	1328 304 061	Reverse Gear 50 T	1		●			
34	189.729	1314 304 097	Oil Tube	1		●			
35	103.243	1327 304 032	Main shaft	1		●			
36	189.730	1314 332 043	Oil Tube	1		●			
37	130.993	0750 117 640	Bearing 50x90x28	4		●			
38	190.426	1327 203 043	Countershaft 19/19/28/38/44 T	1		●			
39	269.178	1314 303 077	Clutch disc	4		●			
40	269.793	0501 214 821	Clutch Disc	2		●			
41	128.226	1328 302 118	Cover	1		●			
42	160.303	0731 208 242	Pin	1		●			

AS TRONIC
12AS2331

Date

04/2016

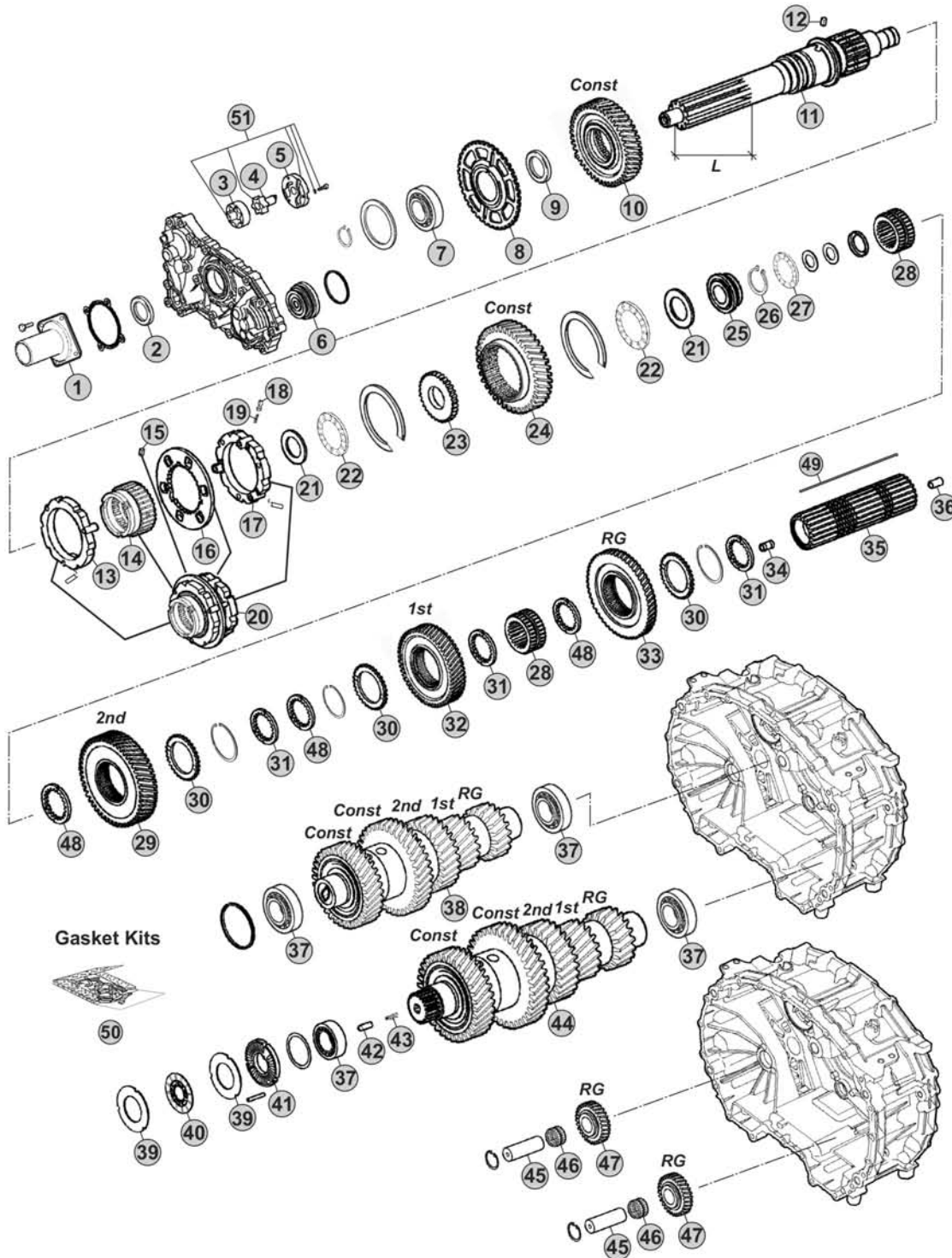
Notes

MODELS:

- AS TRONIC

VERSIONS:

- 12AS2331 (1353 xxx xxx)



Notes

12AS2331 R. 15,86-1,00

12AS2331

Our spare parts are not the originals but interchangeable with the originals ones. All original equipment manufacturers' numbers, pictures and models used in this catalogue are for reference only. Our products bear our trade-mark.

Fig.	CEI no.	ZF no.	Description	Q.ty	Notes				
43	156.212	0732 042 766	Spring	1		●			
44	190.427	1327 203 045	Countershaft 19/19/28/38/44 T	1		●			
45	107.269	1328 305 007	Reverse Shaft	2		●			
46	137.808	0735 321 454	Needle Cage	2		●			
47	147.302	1328 305 014	Reverse Gear 29 T	2		●			
48	269.176	1314 304 008	Follower ring inner Th.7,00 mm	3		●			
48	269.354	1327 304 033	Spacer Th 7,05 mm	3		●			
48	269.355	1327 304 034	Spacer Th.7,10 mm	3		●			
48	269.356	1327 304 035	Spacer Th.7,15 mm	3		●			
48	269.357	1327 304 036	Spacer Th.7,20 mm	3		●			
49	189.653	1328 304 035	Key	1		●			
50	298.158	1327 298 001	Gasket Kit	1		●			
51	280.823	1314 202 055	Oil Pump Kit	1		●			

AS TRONIC 12AS2331

Date 04/2016 Notes _____

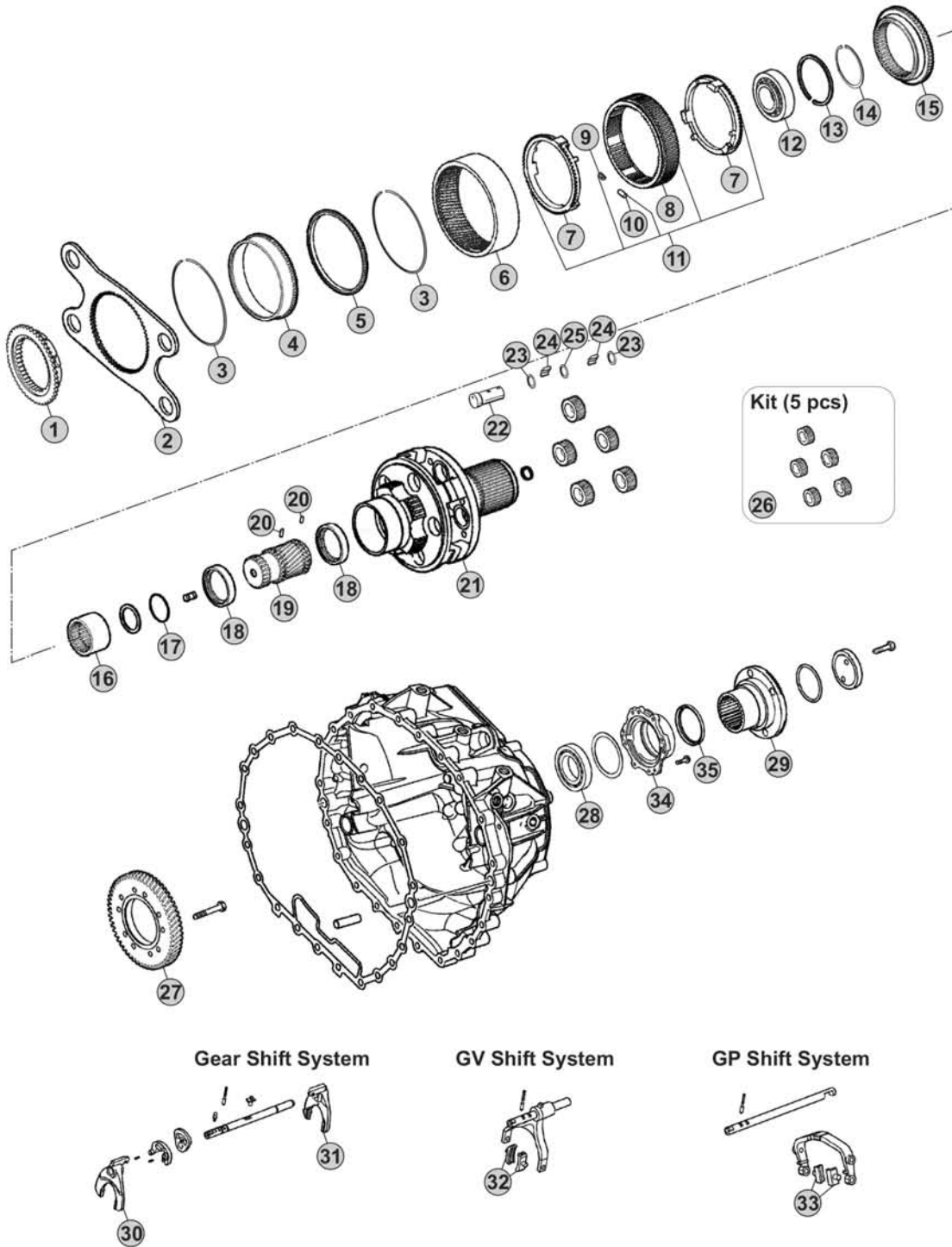


MODELS:

- AS TRONIC

VERSIONS:

- 12AS2331 (1353 xxx xxx)



Our spare parts are not the originals but interchangeable with the originals ones. All original equipment manufacturers' numbers, pictures and models used in this catalogue are for reference only. Our products bear our trade-mark.

Notes

12AS2331 R. 15,86-1,00

Our spare parts are not the originals but interchangeable with the originals ones. All original equipment manufacturers' numbers, pictures and models used in this catalogue are for reference only. Our products bear our trade-mark.

Fig.	CEI no.	ZF no.	Description	Q.ty	Notes	<i>12AS2331</i>				
1	109.748	1328 333 010	Synchronizer Cone	1		●				
2	298.146	1328 333 006	Flange GP	1		●				
3	111.373	0730 513 682	Retainer ring	2		●				
4	123.290	1358 332 221	Inside crown support 82 T	1		●				
5	119.274	1358 332 222	Synchronizer ring	1		●				
6	123.289	1328 332 045	Crown Gear 82 T	1		●				
7	119.269	1328 333 005	Synchronizer ring	2		●				
8	154.419	1358 333 012	Sliding Sleeve	1		●				
9	156.125	0732 040 929	Spring De.6x36	6		●				
10	171.069	0730 162 804	Cylinder roller	6		●				
11	298.894	1328 233 001	Synchro Kit	1		●				
12	130.981	0750 118 284	Bearing 100x130x30	1		●				
13	111.402	0630 513 139	Elastic Ring	1		●				
14	111.401	0730 513 745	Lock Ring A=2,50	1		●				
15	109.749	1328 333 009	Synchronizer Cone	1		●				
16	154.488	1328 304 068	Sliding Sleeve	1		●				
17	111.406	0630 502 218	Lock Ring 64x2	1		●				
18	269.794	1358 332 223	Pressure Disc	2		●				
19	157.744	1328 332 030	Sun Gear 23 T	1		●				
20	160.279	7636 038 103	Pin	2		●				
21	190.493	1358 232 201	Planetary Carrier	1	W/Retarder	●				
21	190.430	1328 232 011	Planetary Carrier	1	W/out Retarder	●				
22	107.236	1328 332 041	Planetary pin	5		●				
23	269.009	0730 109 323	Spacer Ring	10		●				
24	171.062	0750 119 116	Needle 10x16,80 (140 pcs)	140		●				
25	269.647	0730 109 640	Thrust Washer T.9,00 mm	5		●				
26	298.248	1328 232 006	Planetary Gear Set	1		●				
27	244.191	6085 301 217	Gear 57 T	1	W/Retarder	●				
28	130.245	0750 116 394	Bearing 90x160x30	1		●				
29	197.258	1314 332 054	Output Flange	1		●				
30	141.227	1328 306 026	Fork	1		●				
31	141.243	1327 306 007	Fork	1		●				
32	141.215	1328 312 005	Sliding Pad	2		●				
33	141.214	1328 334 004	Sliding Pad	2		●				
34	128.328	1328 331 002	Cover	1		●				
35	139.633	0734 319 459	Seal Ring	1		●				

**AS TRONIC
12AS2331**

Date _____ **Notes** _____
04/2016

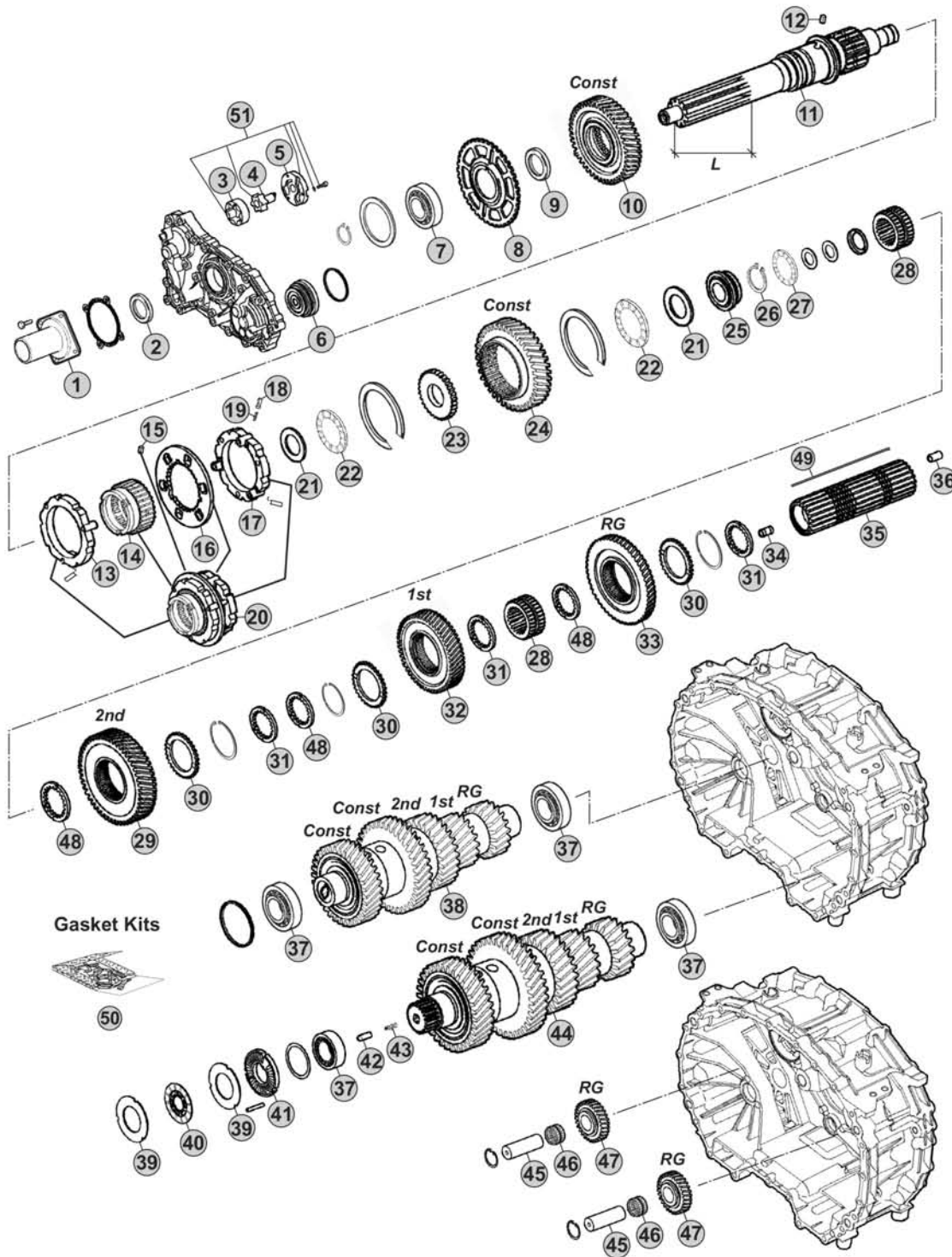


MODELS:

- AS TRONIC

VERSIONS:

- 12AS2340 (1329 xxx xxx)



Notes

12AS2340 R. 15,86-1,00

Our spare parts are not the originals but interchangeable with the originals ones. All original equipment manufacturers' numbers, pictures and models used in this catalogue are for reference only. Our products bear our trade-mark.

Fig.	CEI no.	ZF no.	Description	Q.ty	Notes	12AS2340			
1	128.327	1328 302 202	Front cover	1		●			
2	139.966	0734 319 847	Oil Seal 55x70x8	1		●			
3	189.678	1315 303 027	Rotor	1		●			
4	189.679	1314 202 039	Oil Pump Shaft	1		●			
5	189.728	1314 302 138	Oil Pump Cover	1		●			
6	188.272	1328 202 024	Piston	1		●			
7	130.823	0750 116 365	Bearing 65x120x23	1		●			
8	126.032	1328 302 024	Speedometer Gear	1		●			
9	269.320	0730 110 392	Thrust Washer	1		●			
10	244.304	1329 302 002	Constant Gear	1		●			
11	102.705	1329 302 014	Input Shaft	1		●			
12	160.261	1328 302 072	Lock Pin	1		●			
13	119.272	1328 202 046	Synchronizer Ring	1		●			
14	154.422	1328 302 064	Sliding Sleeve	1		●			
15	160.261	1328 302 072	Lock Pin	1		●			
16	135.189	1328 302 132	Plate	1		●			
17	119.286	1328 202 043	Synchronizer Ring	1		●			
18	171.063	0635 470 046	Needle	3		●			
19	156.037	0732 040 385	Outer Spring De.6x34	3		●			
20	196.374	1328 298 002	Synchronizer Assy	1		●			
21	269.322	0730 111 066	Washer	2		●			
22	137.316	0735 301 274	Needle 43x73x8	2		●			
23	269.205	1328 302 061	Washer	1		●			
24	244.305	1329 304 011	Constant Gear	1		●			
25	111.377	1328 302 075	Ring	1		●			
26	139.863	0730 513 641	Retaining Ring T.2,00	1		●			
27	137.376	0735 321 381	Needle 30x52x7,5 mm	1		●			
28	155.246	1328 304 064	Sliding Hub	2		●			
29	244.306	1329 304 010	Gear 2nd Speed	1		●			
30	269.175	1314 304 119	Follower ring outer	3		●			
31	269.176	1314 304 008	Follower ring inner Th.7,00 mm	3		●			
32	244.307	1329 304 007	Gear 1st Speed	1		●			
33	244.060	1328 304 061	Reverse Gear 50 T	1		●			
34	189.729	1314 304 097	Oil Tube	1		●			
35	103.304	1329 304 012	Main Shaft	1		●			
36	189.730	1314 332 043	Oil Tube	1		●			
37	130.993	0750 117 640	Bearing 50x90x28	4		●			
38	190.546	1329 203 011	Countershaft Assy	1		●			
39	269.178	1314 303 077	Clutch disc	4		●			
40	269.796	0501 214 822	Clutch Disc	2		●			
41	128.226	1328 302 118	Cover	1		●			
42	160.303	0731 208 242	Pin	1		●			
43	156.212	0732 042 766	Spring	1		●			

AS TRONIC
12AS2340

Date

04/2016

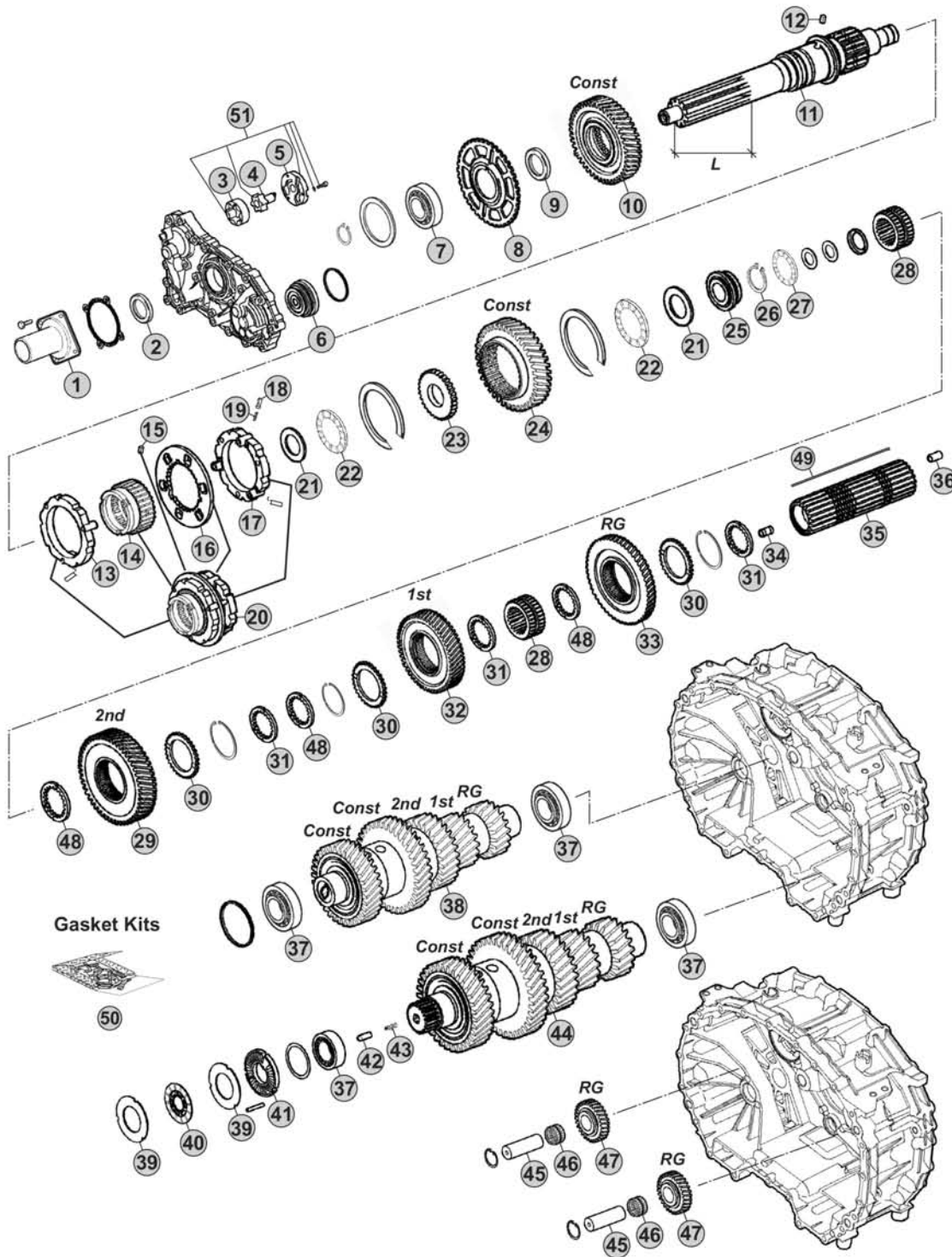
Notes

MODELS:

- AS TRONIC

VERSIONS:

- 12AS2340 (1329 xxx xxx)



Notes

12AS2340 R. 15,86-1,00

Our spare parts are not the originals but interchangeable with the originals ones. All original equipment manufacturers' numbers, pictures and models used in this catalogue are for reference only. Our products bear our trade-mark.

Our spare parts are not the originals but interchangeable with the originals ones. All original equipment manufacturers' numbers, pictures and models used in this catalogue are for reference only. Our products bear our trade-mark.

Fig.	CEI no.	ZF no.	Description	Q.ty	Notes				
44	190.547	1329 203 012	Countershaft Assy	1		●			
45	107.269	1328 305 007	Reverse Shaft	2		●			
46	137.808	0735 321 454	Needle Cage	2		●			
47	147.302	1328 305 014	Reverse Gear 29 T	2		●			
48	269.176	1314 304 008	Follower ring inner Th.7,00 mm	3		●			
48	269.354	1327 304 033	Spacer Th 7,05 mm	3		●			
48	269.355	1327 304 034	Spacer Th.7,10 mm	3		●			
48	269.356	1327 304 035	Spacer Th.7,15 mm	3		●			
48	269.357	1327 304 036	Spacer Th.7,20 mm	3		●			
49	189.736	1329 304 006	Key	1		●			
50	298.158	1327 298 001	Gasket Kit	1		●			
51	280.823	1314 202 055	Oil Pump Kit	1		●			

12AS2340

AS TRONIC
12AS2340

Date 04/2016 Notes _____

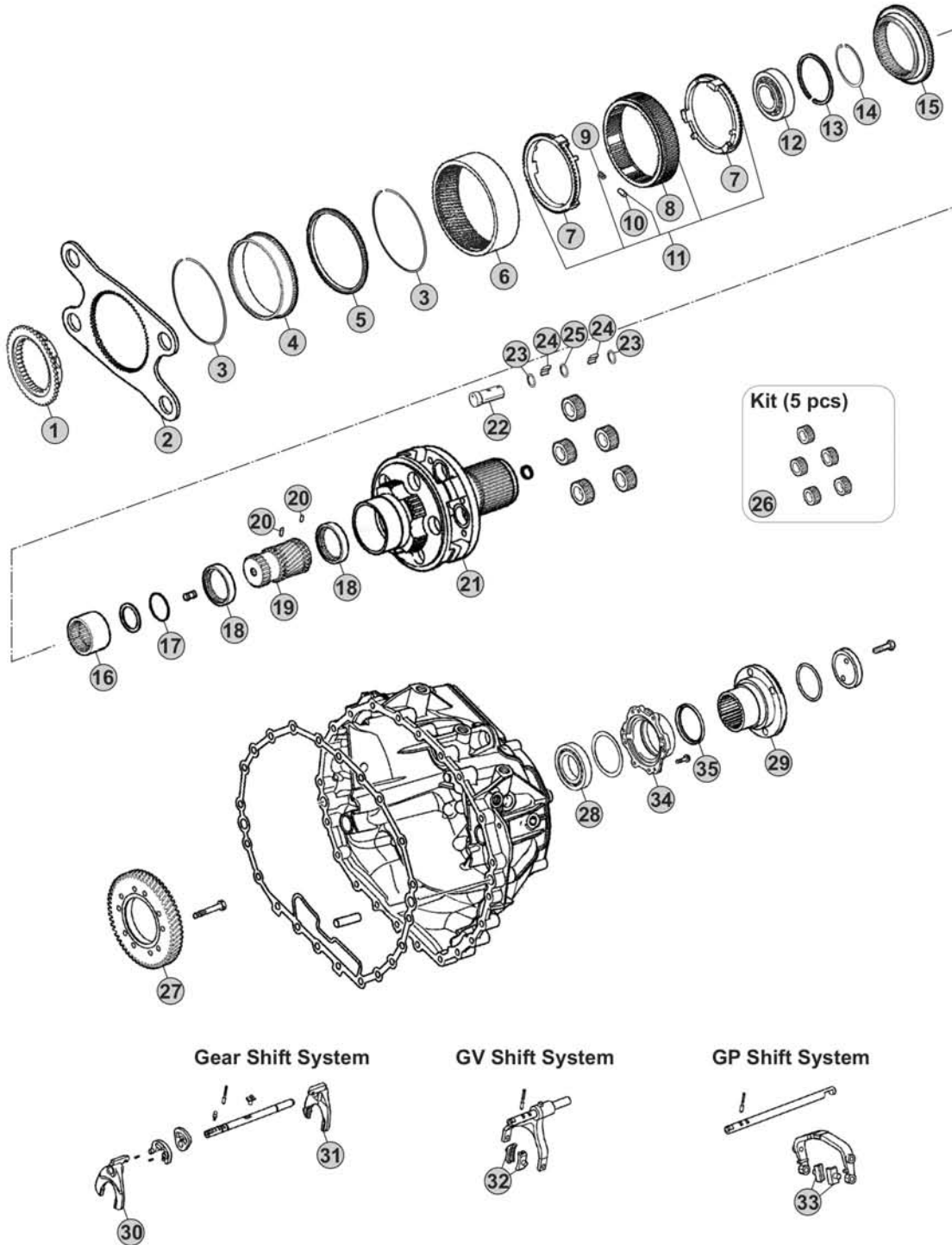


MODELS:

- AS TRONIC

VERSIONS:

- 12AS2340 (1329 xxx xxx)



Our spare parts are not the originals but interchangeable with the originals ones. All original equipment manufacturers' numbers, pictures and models used in this catalogue are for reference only. Our products bear our trade-mark.

Notes

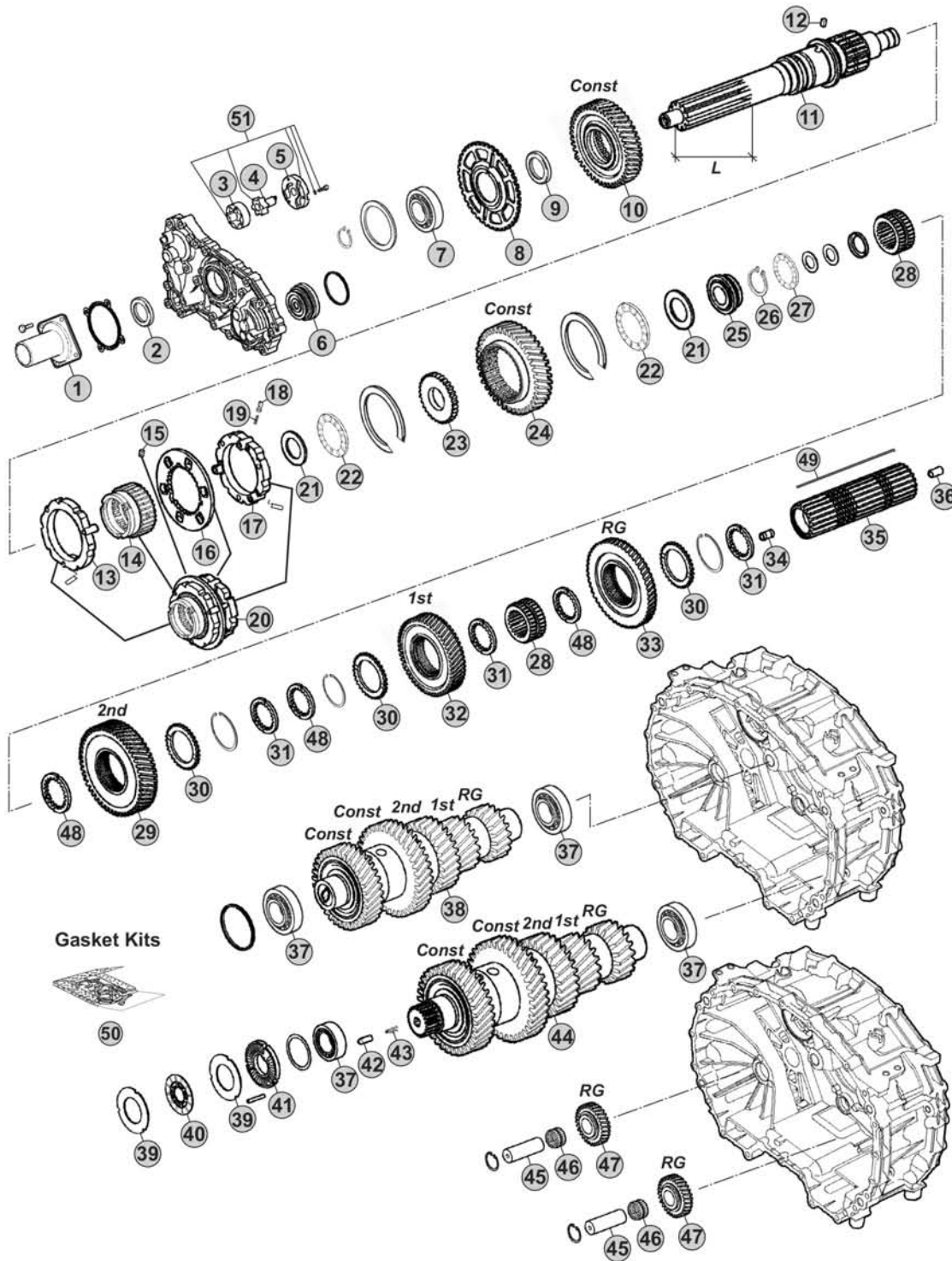
12AS2340 R. 15,86-1,00

MODELS:

- AS TRONIC

VERSIONS:

- 12AS2341 (1329 xxx xxx)



Notes

12AS2341 R. 15,86-1,00

Our spare parts are not the originals but interchangeable with the originals ones. All original equipment manufacturers' numbers, pictures and models used in this catalogue are for reference only. Our products bear our trade-mark.

Fig.	CEI no.	ZF no.	Description	Q.ty	Notes	12AS2341			
1	128.327	1328 302 202	Front cover	1		●			
2	139.966	0734 319 847	Oil Seal 55x70x8	1		●			
3	189.678	1315 303 027	Rotor	1		●			
4	189.679	1314 202 039	Oil Pump Shaft	1		●			
5	189.728	1314 302 138	Oil Pump Cover	1		●			
6	188.272	1328 202 024	Piston	1		●			
7	130.823	0750 116 365	Bearing 65x120x23	1		●			
8	126.032	1328 302 024	Speedometer Gear	1		●			
9	269.320	0730 110 392	Thrust Washer	1		●			
10	244.304	1329 302 002	Constant Gear	1		●			
11	102.705	1329 302 014	Input Shaft	1		●			
12	160.261	1328 302 072	Lock Pin	1		●			
13	119.272	1328 202 046	Synchronizer Ring	1		●			
14	154.422	1328 302 064	Sliding Sleeve	1		●			
15	160.261	1328 302 072	Lock Pin	1		●			
16	135.189	1328 302 132	Plate	1		●			
17	119.286	1328 202 043	Synchronizer Ring	1		●			
18	171.063	0635 470 046	Needle	3		●			
19	156.037	0732 040 385	Outer Spring De.6x34	3		●			
20	196.374	1328 298 002	Synchronizer Assy	1		●			
21	269.322	0730 111 066	Washer	2		●			
22	137.316	0735 301 274	Needle 43x73x8	2		●			
23	269.205	1328 302 061	Washer	1		●			
24	244.305	1329 304 011	Constant Gear	1		●			
25	111.377	1328 302 075	Ring	1		●			
26	139.863	0730 513 641	Retaining Ring T.2,00	1		●			
27	137.376	0735 321 381	Needle 30x52x7,5 mm	1		●			
28	155.246	1328 304 064	Sliding Hub	2		●			
29	244.306	1329 304 010	Gear 2nd Speed	1		●			
30	269.175	1314 304 119	Follower ring outer	3		●			
31	269.176	1314 304 008	Follower ring inner Th.7,00 mm	3		●			
32	244.307	1329 304 007	Gear 1st Speed	1		●			
33	244.060	1328 304 061	Reverse Gear 50 T	1		●			
34	189.729	1314 304 097	Oil Tube	1		●			
35	103.304	1329 304 012	Main Shaft	1		●			
36	189.730	1314 332 043	Oil Tube	1		●			
37	130.993	0750 117 640	Bearing 50x90x28	4		●			
38	190.546	1329 203 011	Countershaft Assy	1		●			
39	269.178	1314 303 077	Clutch disc	4		●			
40	269.796	0501 214 822	Clutch Disc	2		●			
41	128.226	1328 302 118	Cover	1		●			
42	160.303	0731 208 242	Pin	1		●			
43	156.212	0732 042 766	Spring	1		●			

AS TRONIC
12AS2341

Date

04/2016

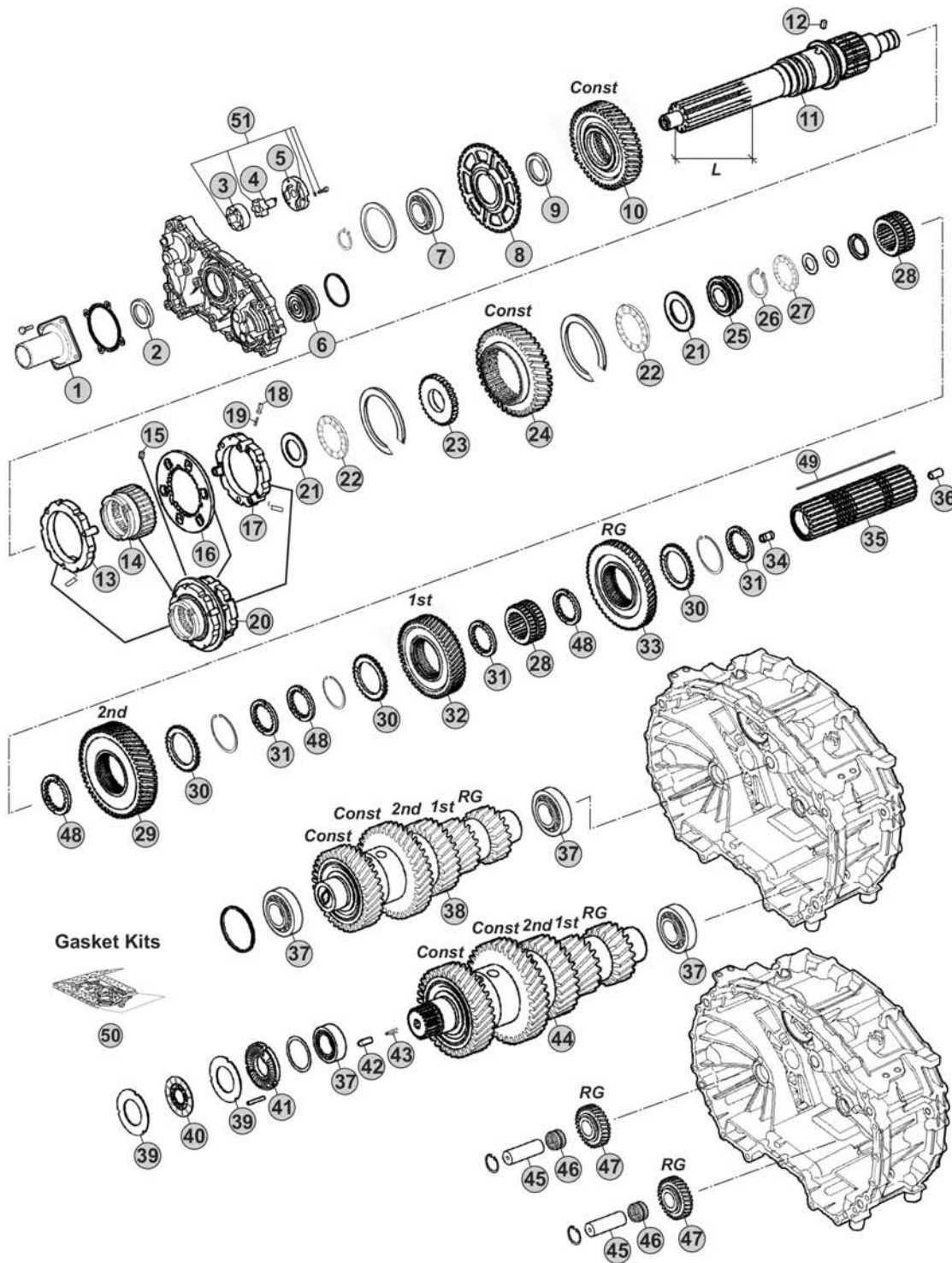
Notes

MODELS:

- AS TRONIC

VERSIONS:

- 12AS2341 (1329 xxx xxx)



Notes

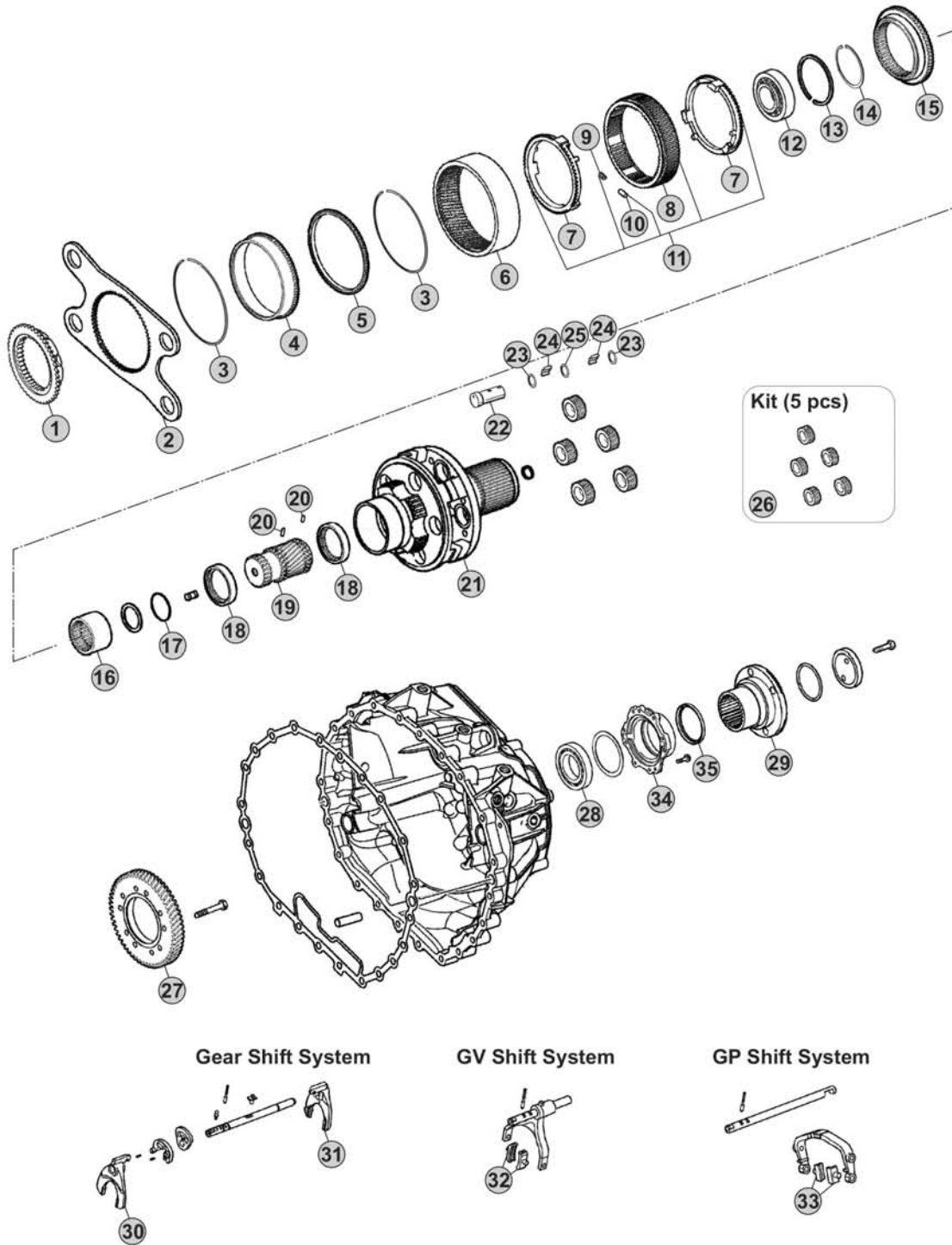
12AS2341 R. 15,86-1,00

MODELS:

- AS TRONIC

VERSIONS:

- 12AS2341 (1329 xxx xxx)



Our spare parts are not the originals but interchangeable with the originals ones. All original equipment manufacturers' numbers, pictures and models used in this catalogue are for reference only. Our products bear our trade-mark.

Notes

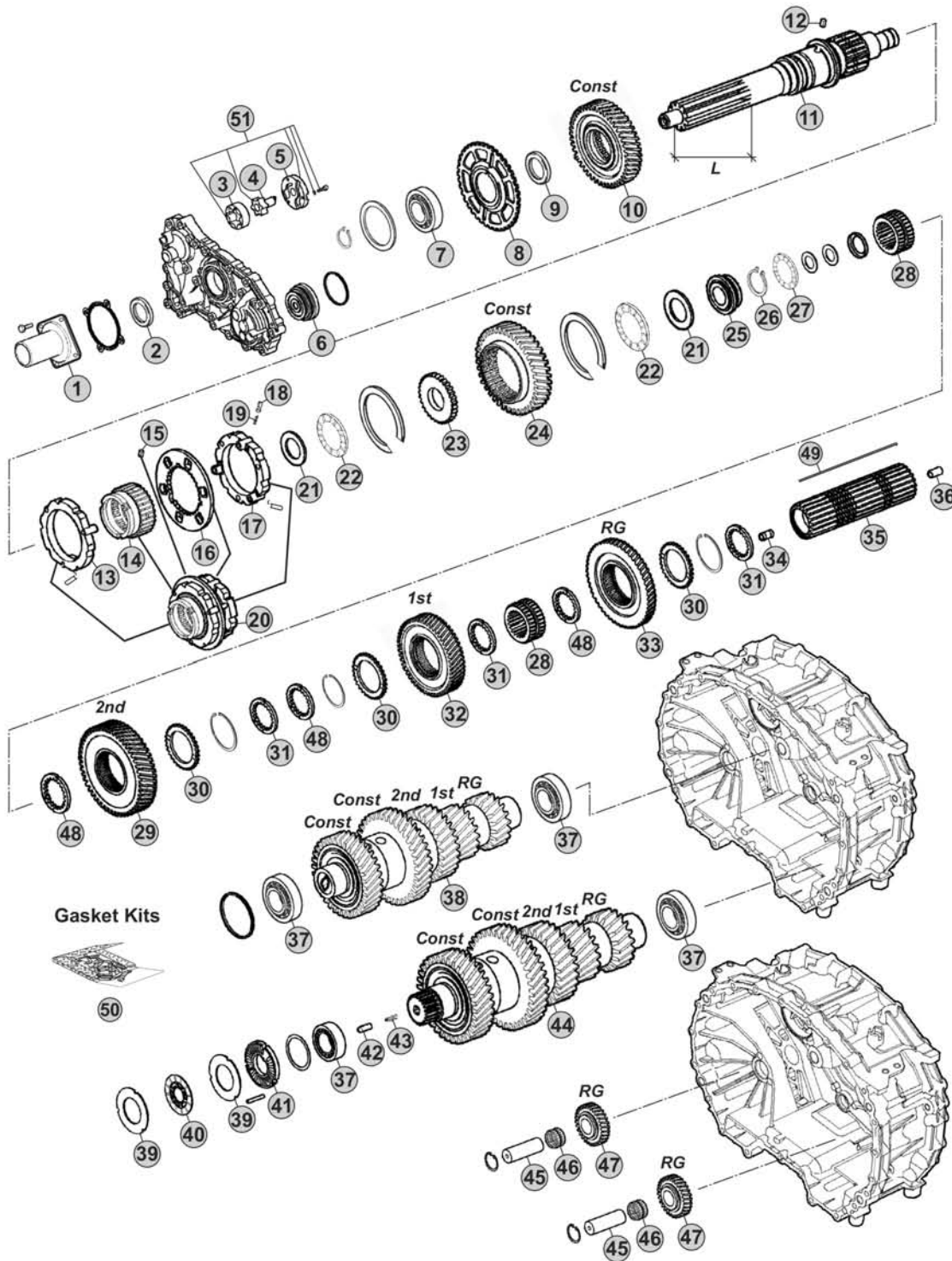
12AS2341 R. 15,86-1,00

MODELS:

- AS TRONIC

VERSIONS:

- 12AS2530 (1353 xxx xxx)



Notes

12AS2530 R. 12,33-0,78

Our spare parts are not the originals but interchangeable with the originals ones. All original equipment manufacturers' numbers, pictures and models used in this catalogue are for reference only. Our products bear our trade-mark.

Our spare parts are not the originals but interchangeable with the originals ones. All original equipment manufacturers' numbers, pictures and models used in this catalogue are for reference only. Our products bear our trade-mark.

Fig.	CEI no.	ZF no.	Description	Q.ty	Notes	12AS2530			
1	128.327	1328 302 202	Front cover	1		●			
2	139.966	0734 319 847	Oil Seal 55x70x8	1		●			
3	189.678	1315 303 027	Rotor	1		●			
4	189.679	1314 202 039	Oil Pump Shaft	1		●			
5	189.728	1314 302 138	Oil Pump Cover	1		●			
6	188.272	1328 202 024	Piston	1		●			
7	130.823	0750 116 365	Bearing 65x120x23	1		●			
8	126.032	1328 302 024	Speedometer Gear	1		●			
9	269.320	0730 110 392	Thrust Washer	1		●			
10	145.993	1327 302 015	Constant Gear 46 T	1		●			
11	103.220	1328 302 078	Input Shaft L=110 mm	1		●			
11	103.282	1328 302 077	Input Shaft L=116 mm	1		●			
12	160.261	1328 302 072	Lock Pin	1		●			
13	119.272	1328 202 046	Synchronizer Ring	1		●			
14	154.422	1328 302 064	Sliding Sleeve	1		●			
15	160.261	1328 302 072	Lock Pin	1		●			
16	135.189	1328 302 132	Plate	1		●			
17	119.273	1328 202 048	Synchronizer Ring	1		●			
18	171.063	0635 470 046	Needle	3		●			
19	156.037	0732 040 385	Outer Spring De.6x34	3		●			
20	196.371	1328 298 001	Synchronizer Assy	1		●			
21	269.322	0730 111 066	Washer	2		●			
22	137.316	0735 301 274	Needle 43x73x8	2		●			
23	269.205	1328 302 061	Washer	1		●			
24	145.994	1327 304 015	Constant gear 40 T	1		●			
25	111.377	1328 302 075	Ring	1		●			
26	139.863	0730 513 641	Retaining Ring T.2,00	1		●			
27	137.376	0735 321 381	Needle 30x52x7,5 mm	1		●			
28	155.246	1328 304 064	Sliding Hub	2		●			
29	244.058	1327 304 024	Gear 2nd Speed 48 T	1		●			
30	269.175	1314 304 119	Follower ring outer	3		●			
31	269.176	1314 304 008	Follower ring inner Th.7,00 mm	3		●			
32	244.059	1328 304 060	Gear 1st Speed 54 T	1		●			
33	244.060	1328 304 061	Reverse Gear 50 T	1		●			
34	189.729	1314 304 097	Oil Tube	1		●			
35	103.243	1327 304 032	Main shaft	1		●			
36	189.730	1314 332 043	Oil Tube	1		●			
37	130.993	0750 117 640	Bearing 50x90x28	4		●			
38	190.428	1327 203 054	Countershaft 19/19/28/38/44 T	1		●			
39	269.178	1314 303 077	Clutch disc	4		●			
40	269.793	0501 214 821	Clutch Disc	2		●			
41	128.226	1328 302 118	Cover	1		●			
42	160.303	0731 208 242	Pin	1		●			

AS TRONIC
12AS2530

Date

04/2016

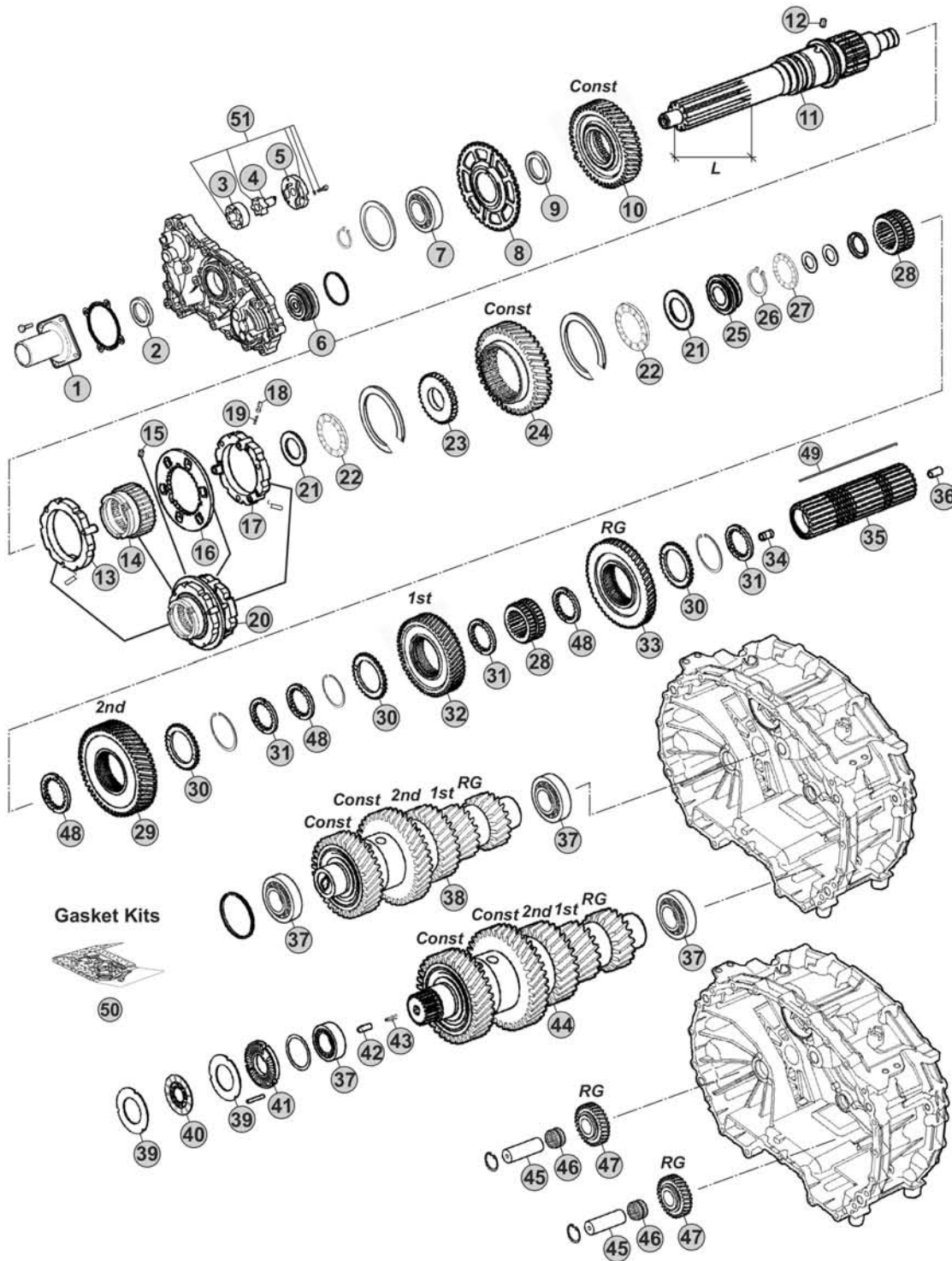
Notes

MODELS:

- AS TRONIC

VERSIONS:

- 12AS2530 (1353 xxx xxx)



Notes

12AS2530 R. 12,33-0,78

Our spare parts are not the originals but interchangeable with the originals ones. All original equipment manufacturers' numbers, pictures and models used in this catalogue are for reference only. Our products bear our trade-mark.

Fig.	CEI no.	ZF no.	Description	Q.ty	Notes	12AS2530				
43	156.212	0732 042 766	Spring	1		●				
44	190.429	1327 203 055	Countershaft 19/19/28/38/44 T	1		●				
45	107.269	1328 305 007	Reverse Shaft	2		●				
46	137.808	0735 321 454	Needle Cage	2		●				
47	147.302	1328 305 014	Reverse Gear 29 T	2		●				
48	269.176	1314 304 008	FOLLOWER ring inner Th.7,00 mm	3		●				
48	269.354	1327 304 033	Spacer Th 7,05 mm	3		●				
48	269.355	1327 304 034	Spacer Th.7,10 mm	3		●				
48	269.356	1327 304 035	Spacer Th.7,15 mm	3		●				
48	269.357	1327 304 036	Spacer Th.7,20 mm	3		●				
49	189.653	1328 304 035	Key	1		●				
50	298.158	1327 298 001	Gasket Kit	1		●				
51	280.823	1314 202 055	Oil Pump Kit	1		●				

AS TRONIC 12AS2530

Date _____ Notes _____

04/2016

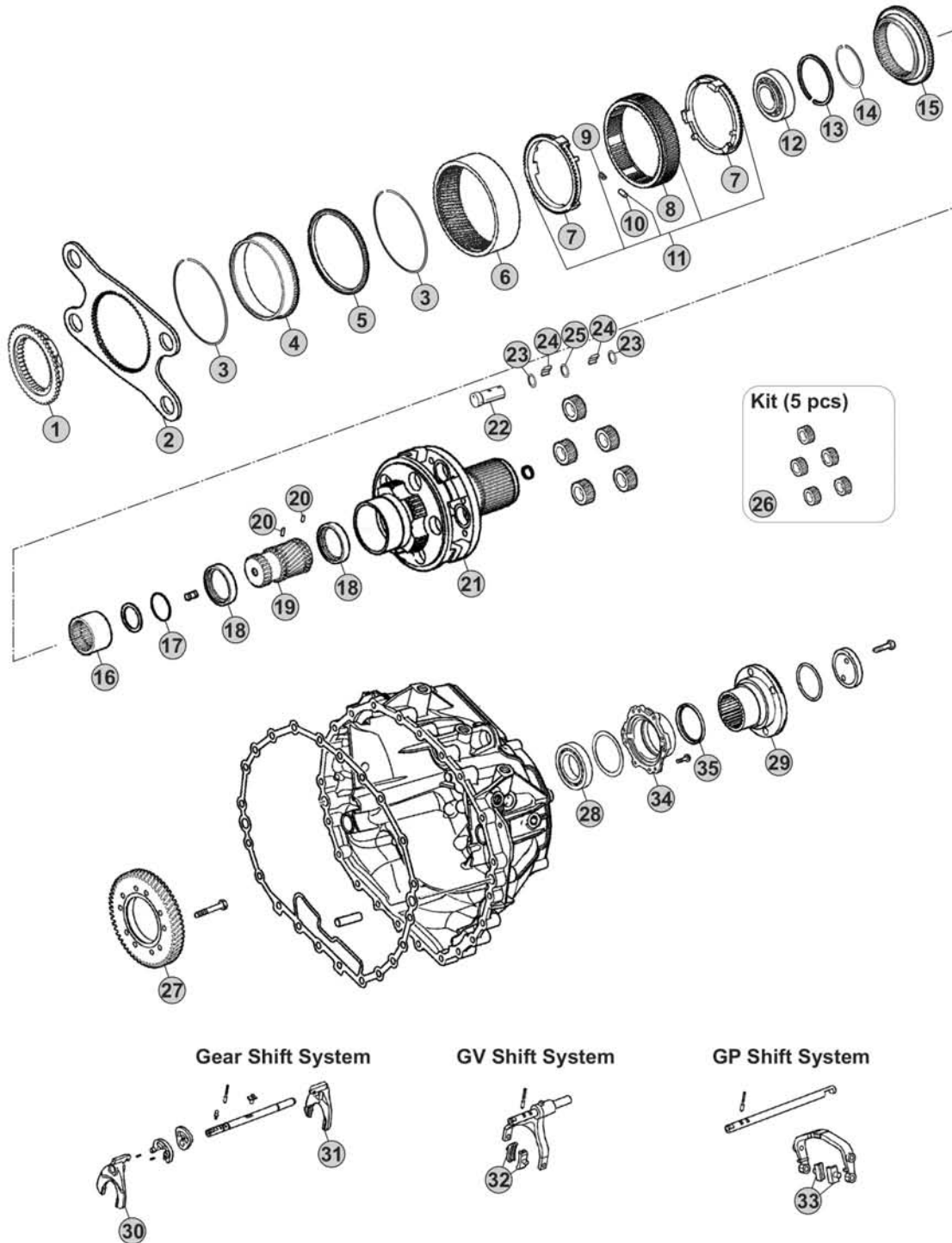


MODELS:

- AS TRONIC

VERSIONS:

- 12AS2530 (1353 xxx xxx)



Our spare parts are not the originals but interchangeable with the originals ones. All original equipment manufacturers' numbers, pictures and models used in this catalogue are for reference only. Our products bear our trade-mark.

Notes

12AS2530 R. 12,33-0,78

12AS2530

Our spare parts are not the originals but interchangeable with the originals ones. All original equipment manufacturers' numbers, pictures and models used in this catalogue are for reference only. Our products bear our trade-mark.

Fig.	CEI no.	ZF no.	Description	Q.ty	Notes				
1	109.748	1328 333 010	Synchronizer Cone	1		●			
2	298.146	1328 333 006	Flange GP	1		●			
3	111.373	0730 513 682	Retainer ring	2		●			
4	123.290	1358 332 221	Inside crown support 82 T	1		●			
5	119.274	1358 332 222	Synchronizer ring	1		●			
6	123.289	1328 332 045	Crown Gear 82 T	1		●			
7	119.269	1328 333 005	Synchronizer ring	2		●			
8	154.419	1358 333 012	Sliding Sleeve	1		●			
9	156.125	0732 040 929	Spring De.6x36	6		●			
10	171.069	0730 162 804	Cylinder roller	6		●			
11	298.894	1328 233 001	Synchro Kit	1		●			
12	130.981	0750 118 284	Bearing 100x130x30	1		●			
13	111.402	0630 513 139	Elastic Ring	1		●			
14	111.401	0730 513 745	Lock Ring A=2,50	1		●			
15	109.749	1328 333 009	Synchronizer Cone	1		●			
16	154.488	1328 304 068	Sliding Sleeve	1		●			
17	111.406	0630 502 218	Lock Ring 64x2	1		●			
18	269.794	1358 332 223	Pressure Disc	2		●			
19	157.744	1328 332 030	Sun Gear 23 T	1		●			
20	160.279	7636 038 103	Pin	2		●			
21	190.493	1358 232 201	Planetary Carrier	1	W/Retarder	●			
21	190.430	1328 232 011	Planetary Carrier	1	W/out Retarder	●			
22	107.236	1328 332 041	Planetary pin	5		●			
23	269.009	0730 109 323	Spacer Ring	10		●			
24	171.062	0750 119 116	Needle 10x16,80 (140 pcs)	140		●			
25	269.647	0730 109 640	Thrust Washer T.9,00 mm	5		●			
26	298.248	1328 232 006	Planetary Gear Set	1		●			
27	244.191	6085 301 217	Gear 57 T	1	W/Retarder	●			
28	130.245	0750 116 394	Bearing 90x160x30	1		●			
29	197.258	1314 332 054	Output Flange	1		●			
30	141.227	1328 306 026	Fork	1		●			
31	141.243	1327 306 007	Fork	1		●			
32	141.215	1328 312 005	Sliding Pad	2		●			
33	141.214	1328 334 004	Sliding Pad	2		●			
34	128.328	1328 331 002	Cover	1		●			
35	139.633	0734 319 459	Seal Ring	1		●			

AS TRONIC
12AS2530

Date _____ Notes _____
04/2016

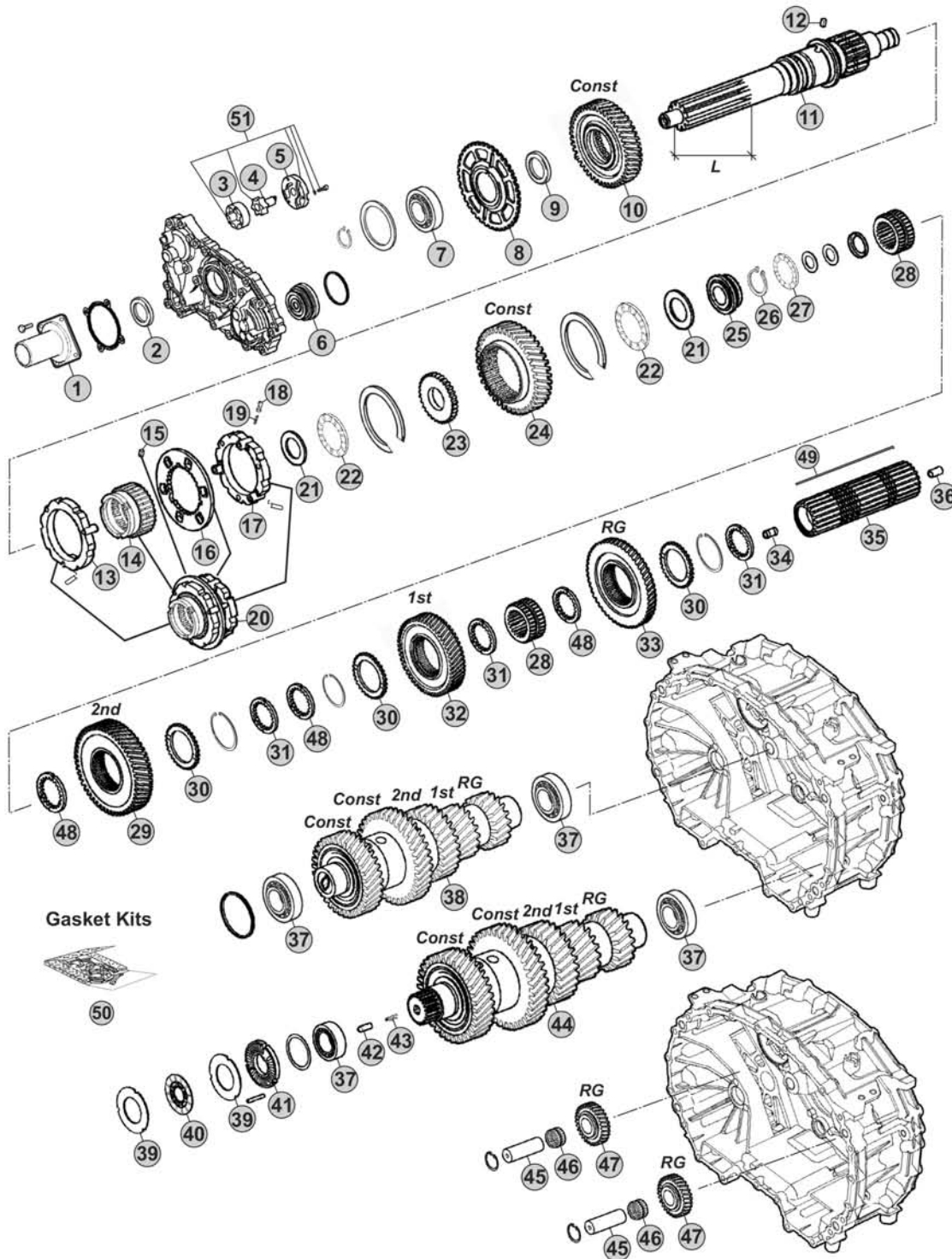


MODELS:

- AS TRONIC

VERSIONS:

- 12AS2531 (1353 xxx xxx)



Notes

12AS2531 R. 12,33-0,78

Our spare parts are not the originals but interchangeable with the originals ones. All original equipment manufacturers' numbers, pictures and models used in this catalogue are for reference only. Our products bear our trade-mark.

Our spare parts are not the originals but interchangeable with the originals ones. All original equipment manufacturers' numbers, pictures and models used in this catalogue are for reference only. Our products bear our trade-mark.

Fig.	CEI no.	ZF no.	Description	Q.ty	Notes	12AS2531			
1	128.327	1328 302 202	Front cover	1		●			
2	139.966	0734 319 847	Oil Seal 55x70x8	1		●			
3	189.678	1315 303 027	Rotor	1		●			
4	189.679	1314 202 039	Oil Pump Shaft	1		●			
5	189.728	1314 302 138	Oil Pump Cover	1		●			
6	188.272	1328 202 024	Piston	1		●			
7	130.823	0750 116 365	Bearing 65x120x23	1		●			
8	126.032	1328 302 024	Speedometer Gear	1		●			
9	269.320	0730 110 392	Thrust Washer	1		●			
10	145.993	1327 302 015	Constant Gear 46 T	1		●			
11	103.220	1328 302 078	Input Shaft L=110 mm	1		●			
11	103.282	1328 302 077	Input Shaft L=116 mm	1		●			
12	160.261	1328 302 072	Lock Pin	1		●			
13	119.272	1328 202 046	Synchronizer Ring	1		●			
14	154.422	1328 302 064	Sliding Sleeve	1		●			
15	160.261	1328 302 072	Lock Pin	1		●			
16	135.189	1328 302 132	Plate	1		●			
17	119.273	1328 202 048	Synchronizer Ring	1		●			
18	171.063	0635 470 046	Needle	3		●			
19	156.037	0732 040 385	Outer Spring De.6x34	3		●			
20	196.371	1328 298 001	Synchronizer Assy	1		●			
21	269.322	0730 111 066	Washer	2		●			
22	137.316	0735 301 274	Needle 43x73x8	2		●			
23	269.205	1328 302 061	Washer	1		●			
24	145.994	1327 304 015	Constant gear 40 T	1		●			
25	111.377	1328 302 075	Ring	1		●			
26	139.863	0730 513 641	Retaining Ring T.2,00	1		●			
27	137.376	0735 321 381	Needle 30x52x7,5 mm	1		●			
28	155.246	1328 304 064	Sliding Hub	2		●			
29	244.058	1327 304 024	Gear 2nd Speed 48 T	1		●			
30	269.175	1314 304 119	Follower ring outer	3		●			
31	269.176	1314 304 008	Follower ring inner Th.7,00 mm	3		●			
32	244.059	1328 304 060	Gear 1st Speed 54 T	1		●			
33	244.060	1328 304 061	Reverse Gear 50 T	1		●			
34	189.729	1314 304 097	Oil Tube	1		●			
35	103.243	1327 304 032	Main shaft	1		●			
36	189.730	1314 332 043	Oil Tube	1		●			
37	130.993	0750 117 640	Bearing 50x90x28	4		●			
38	190.428	1327 203 054	Countershaft 19/19/28/38/44 T	1		●			
39	269.178	1314 303 077	Clutch disc	4		●			
40	269.793	0501 214 821	Clutch Disc	2		●			
41	128.226	1328 302 118	Cover	1		●			
42	160.303	0731 208 242	Pin	1		●			

 AS TRONIC
12AS2531

Date

04/2016

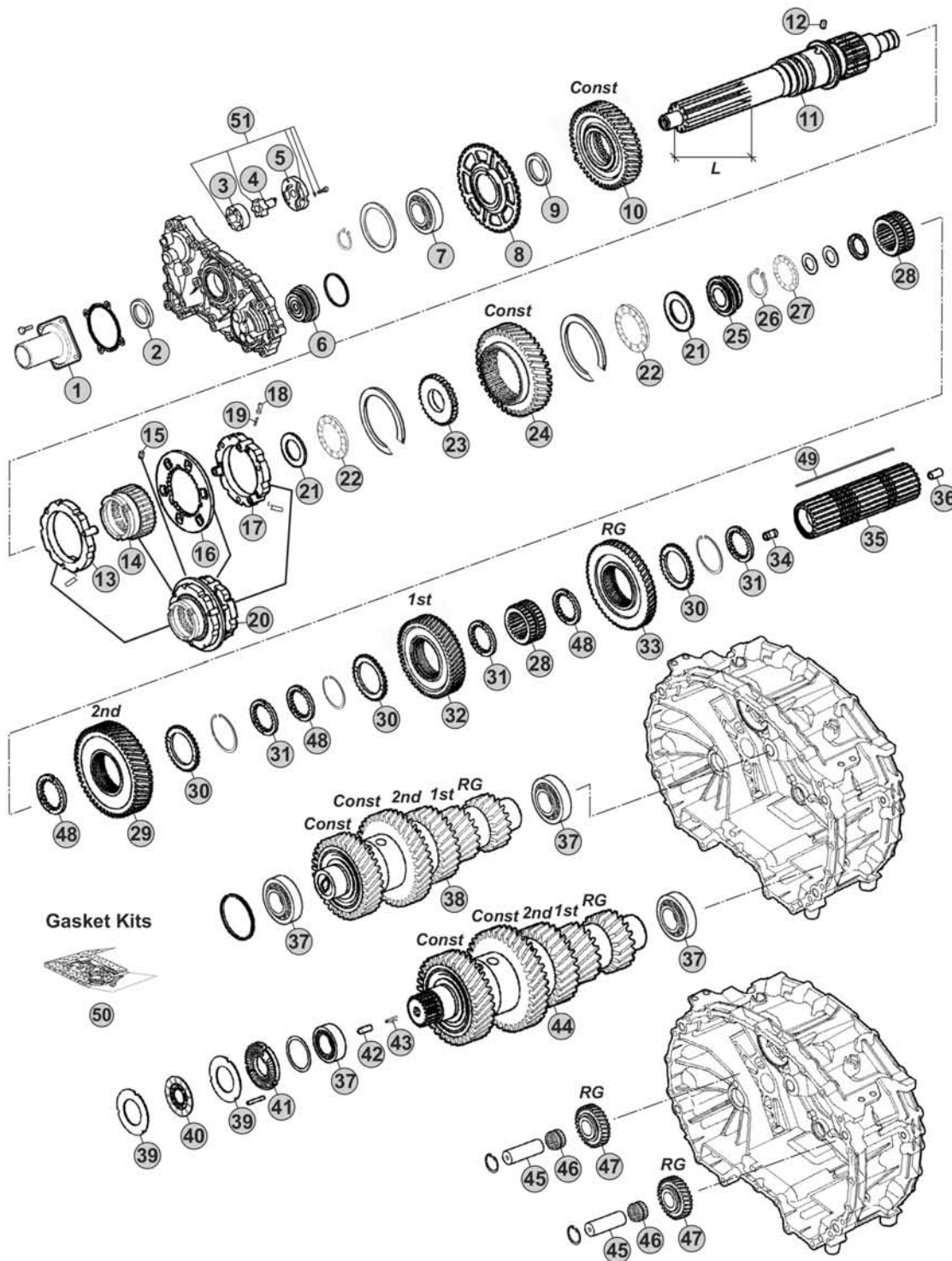
Notes

MODELS:

- AS TRONIC

VERSIONS:

- 12AS2531 (1353 xxx xxx)



Notes

12AS2531 R. 12,33-0,78

Our spare parts are not the originals but interchangeable with the originals ones. All original equipment manufacturers' numbers, pictures and models used in this catalogue are for reference only. Our products bear our trade-mark.

Fig.	CEI no.	ZF no.	Description	Q.ty	Notes	12AS2531				
43	156.212	0732 042 766	Spring	1		●				
44	190.429	1327 203 055	Countershaft 19/19/28/38/44 T	1		●				
45	107.269	1328 305 007	Reverse Shaft	2		●				
46	137.808	0735 321 454	Needle Cage	2		●				
47	147.302	1328 305 014	Reverse Gear 29 T	2		●				
48	269.176	1314 304 008	Follower ring inner Th.7,00 mm	3		●				
48	269.354	1327 304 033	Spacer Th 7,05 mm	3		●				
48	269.355	1327 304 034	Spacer Th.7,10 mm	3		●				
48	269.356	1327 304 035	Spacer Th.7,15 mm	3		●				
48	269.357	1327 304 036	Spacer Th.7,20 mm	3		●				
49	189.653	1328 304 035	Key	1		●				
50	298.158	1327 298 001	Gasket Kit	1		●				
51	280.823	1314 202 055	Oil Pump Kit	1		●				

AS TRONIC
12AS2531

Date _____
04/2016

Notes _____

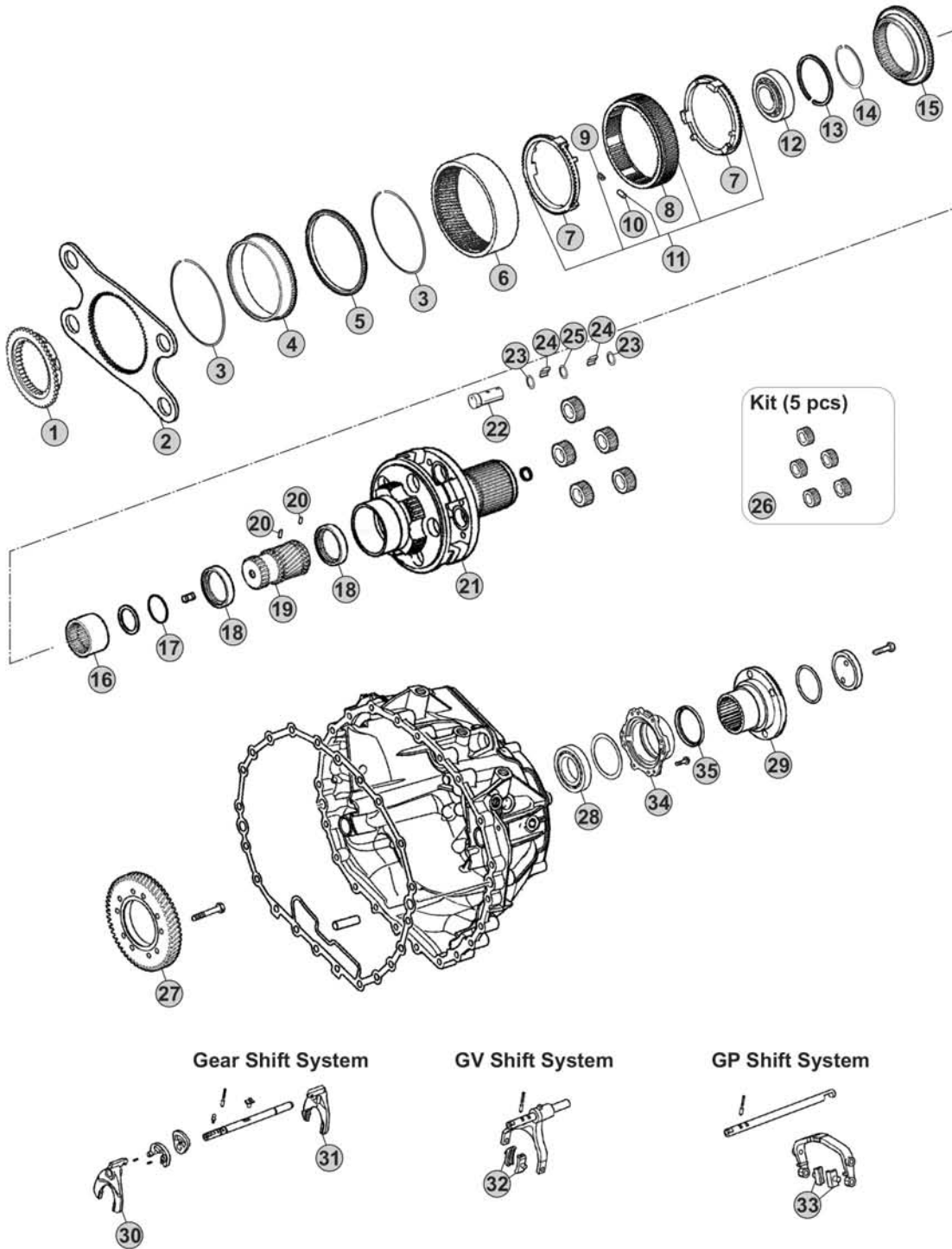


MODELS:

- AS TRONIC

VERSIONS:

- 12AS2531 (1353 xxx xxx)



Our spare parts are not the originals but interchangeable with the originals ones. All original equipment manufacturers' numbers, pictures and models used in this catalogue are for reference only. Our products bear our trade-mark.

Notes

12AS2531 R. 12,33-0,78

Our spare parts are not the originals but interchangeable with the originals ones. All original equipment manufacturers' numbers, pictures and models used in this catalogue are for reference only. Our products bear our trade-mark.

Fig.	CEI no.	ZF no.	Description	Q.ty	Notes	12AS2531				
1	109.748	1328 333 010	Synchronizer Cone	1		●				
2	298.146	1328 333 006	Flange GP	1		●				
3	111.373	0730 513 682	Retainer ring	2		●				
4	123.290	1358 332 221	Inside crown support 82 T	1		●				
5	119.274	1358 332 222	Synchronizer ring	1		●				
6	123.289	1328 332 045	Crown Gear 82 T	1		●				
7	119.269	1328 333 005	Synchronizer ring	2		●				
8	154.419	1358 333 012	Sliding Sleeve	1		●				
9	156.125	0732 040 929	Spring De.6x36	6		●				
10	171.069	0730 162 804	Cylinder roller	6		●				
11	298.894	1328 233 001	Synchro Kit	1		●				
12	130.981	0750 118 284	Bearing 100x130x30	1		●				
13	111.402	0630 513 139	Elastic Ring	1		●				
14	111.401	0730 513 745	Lock Ring A=2,50	1		●				
15	109.749	1328 333 009	Synchronizer Cone	1		●				
16	154.488	1328 304 068	Sliding Sleeve	1		●				
17	111.406	0630 502 218	Lock Ring 64x2	1		●				
18	269.794	1358 332 223	Pressure Disc	2		●				
19	157.744	1328 332 030	Sun Gear 23 T	1		●				
20	160.279	7636 038 103	Pin	2		●				
21	190.493	1358 232 201	Planetary Carrier	1	W/Retarder	●				
21	190.430	1328 232 011	Planetary Carrier	1	W/out Retarder	●				
22	107.236	1328 332 041	Planetary pin	5		●				
23	269.009	0730 109 323	Spacer Ring	10		●				
24	171.062	0750 119 116	Needle 10x16,80 (140 pcs)	140		●				
25	269.647	0730 109 640	Thrust Washer T.9,00 mm	5		●				
26	298.248	1328 232 006	Planetary Gear Set	1		●				
27	244.191	6085 301 217	Gear 57 T	1	W/Retarder	●				
28	130.245	0750 116 394	Bearing 90x160x30	1		●				
29	197.258	1314 332 054	Output Flange	1		●				
30	141.227	1328 306 026	Fork	1		●				
31	141.243	1327 306 007	Fork	1		●				
32	141.215	1328 312 005	Sliding Pad	2		●				
33	141.214	1328 334 004	Sliding Pad	2		●				
34	128.328	1328 331 002	Cover	1		●				
35	139.633	0734 319 459	Seal Ring	1		●				

AS TRONIC
12AS2531

Date _____ **Notes** _____

04/2016

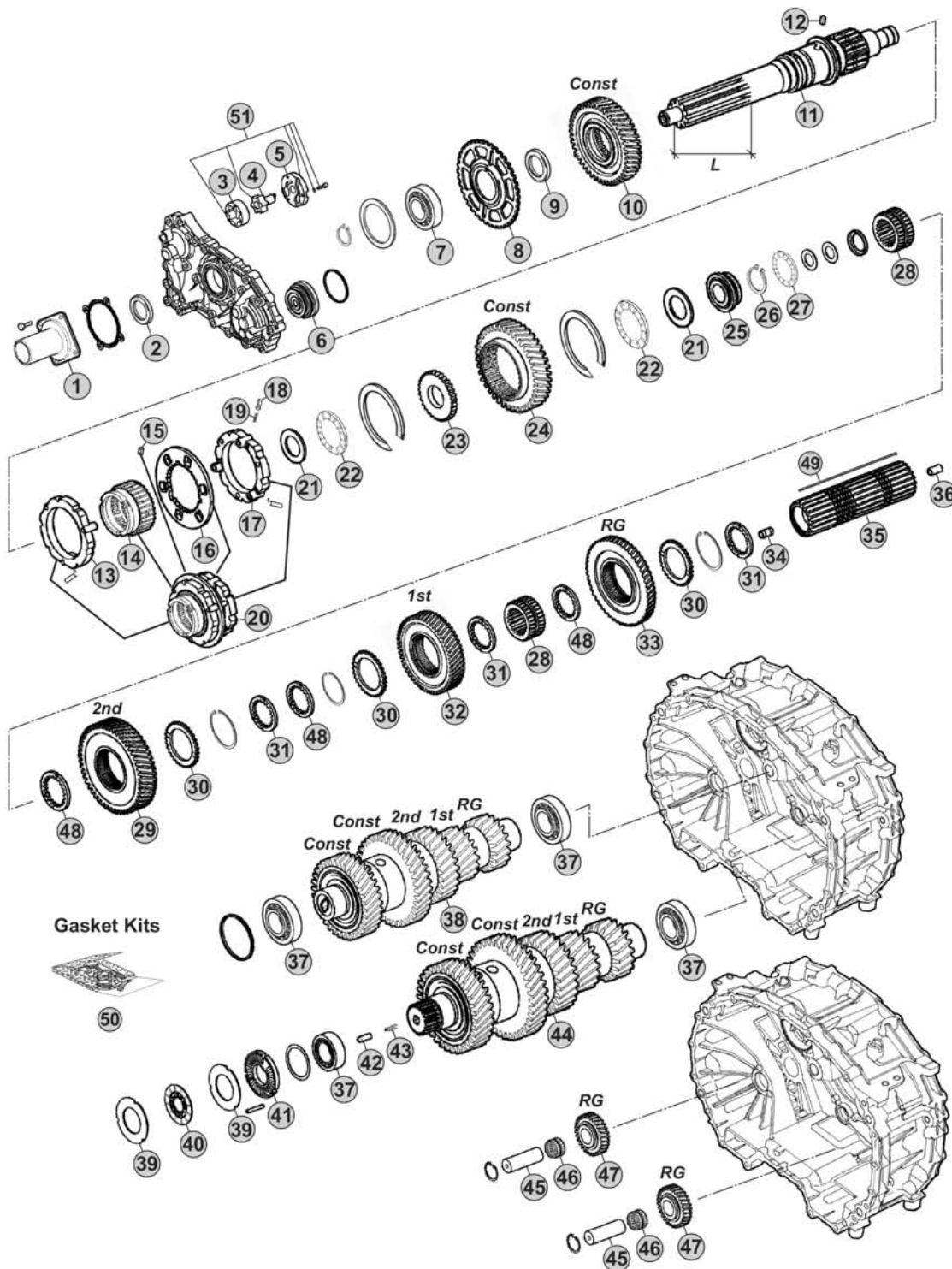


MODELS:

- AS TRONIC

VERSIONS:

- 12AS2540 (1329 xxx xxx)



Notes

- (A) R. 12,29-0,78
- (B) R. 15,86-1,00

Our spare parts are not the originals but interchangeable with the originals ones. All original equipment manufacturers' numbers, pictures and models used in this catalogue are for reference only. Our products bear our trade-mark.

Fig.	CEI no.	ZF no.	Description	Q.ty	Notes	12AS2540				
1	128.327	1328 302 202	Front cover	1		●				
2	139.966	0734 319 847	Oil Seal 55x70x8	1		●				
3	189.678	1315 303 027	Rotor	1		●				
4	189.679	1314 202 039	Oil Pump Shaft	1		●				
5	189.728	1314 302 138	Oil Pump Cover	1		●				
6	188.272	1328 202 024	Piston	1		●				
7	130.823	0750 116 365	Bearing 65x120x23	1		●				
8	126.032	1328 302 024	Speedometer Gear	1		●				
9	269.320	0730 110 392	Thrust Washer	1		●				
10	244.308	1329 302 003	Constant Gear	1	(A)	●				
10	244.304	1329 302 002	Constant Gear	1	(B)	●				
11	102.706	1329 302 010	Input Shaft	1		●				
11	102.705	1329 302 014	Input Shaft	1		●				
12	160.261	1328 302 072	Lock Pin	1		●				
13	119.272	1328 202 046	Synchronizer Ring	1		●				
14	154.422	1328 302 064	Sliding Sleeve	1		●				
15	160.261	1328 302 072	Lock Pin	1		●				
16	135.189	1328 302 132	Plate	1		●				
17	119.273	1328 202 048	Synchronizer Ring	1	(A)	●				
17	119.286	1328 202 043	Synchronizer Ring	1	(B)	●				
18	171.063	0635 470 046	Needle	3		●				
19	156.037	0732 040 385	Outer Spring De.6x34	3		●				
20	196.371	1328 298 001	Synchronizer Assy	1	(A)	●				
20	196.374	1328 298 002	Synchronizer Assy	1	(B)	●				
21	269.322	0730 111 066	Washer	2		●				
22	137.316	0735 301 274	Needle 43x73x8	2		●				
23	269.205	1328 302 061	Washer	1		●				
24	244.305	1329 304 011	Constant Gear	1		●				
25	111.377	1328 302 075	Ring	1		●				
26	139.863	0730 513 641	Retaining Ring T.2,00	1		●				
27	137.376	0735 321 381	Needle 30x52x7,5 mm	1		●				
28	155.246	1328 304 064	Sliding Hub	2		●				
29	244.306	1329 304 010	Gear 2nd Speed	1		●				
30	269.175	1314 304 119	Follower ring outer	3		●				
31	269.176	1314 304 008	Follower ring inner Th.7,00 mm	3		●				
32	244.307	1329 304 007	Gear 1st Speed	1		●				
33	244.060	1328 304 061	Reverse Gear 50 T	1		●				
34	189.729	1314 304 097	Oil Tube	1		●				
35	103.304	1329 304 012	Main Shaft	1		●				
36	189.730	1314 332 043	Oil Tube	1		●				
37	130.993	0750 117 640	Bearing 50x90x28	4		●				
38	190.548	1329 203 013	Countershaft Assy	1	(A)	●				
38	190.546	1329 203 011	Countershaft Assy	1	(B)	●				

AS TRONIC
12AS2540

Date _____ Notes _____

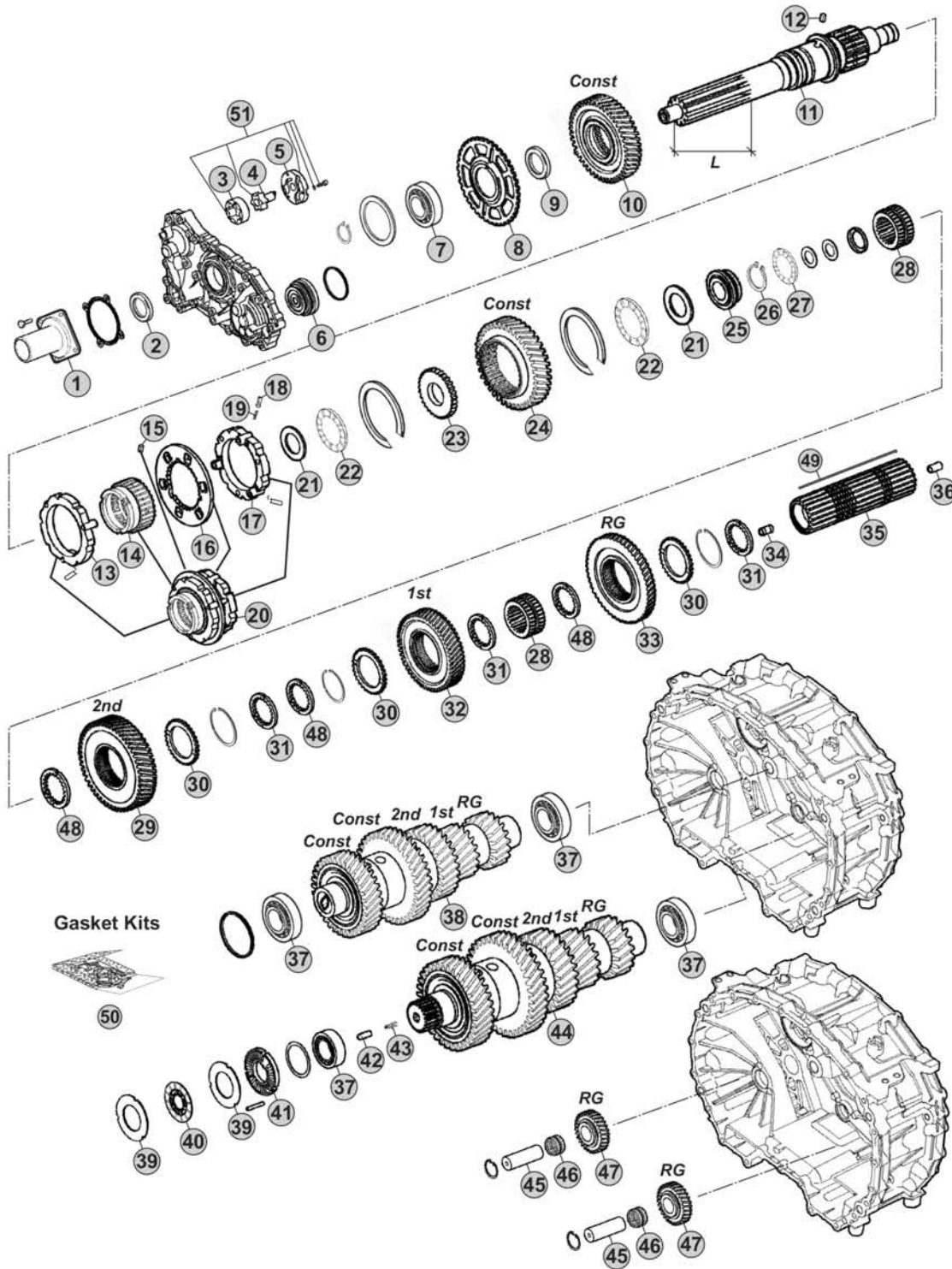
04/2016

MODELS:

- AS TRONIC

VERSIONS:

- 12AS2540 (1329 xxx xxx)



Notes

- (A) R. 12,29-0,78
- (B) R. 15,86-1,00

Our spare parts are not the originals but interchangeable with the originals ones. All original equipment manufacturers' numbers, pictures and models used in this catalogue are for reference only. Our products bear our trade-mark.

Fig.	CEI no.	ZF no.	Description	Q.ty	Notes	12AS2540			
39	269.178	1314 303 077	Clutch disc	4		●			
40	269.796	0501 214 822	Clutch Disc	2		●			
41	128.226	1328 302 118	Cover	1		●			
42	160.303	0731 208 242	Pin	1		●			
43	156.212	0732 042 766	Spring	1		●			
44	190.549	1329 203 014	Countershaft Assy	1	(A)	●			
44	190.547	1329 203 012	Countershaft Assy	1	(B)	●			
45	107.269	1328 305 007	Reverse Shaft	2		●			
46	137.808	0735 321 454	Needle Cage	2		●			
47	147.302	1328 305 014	Reverse Gear 29 T	2		●			
48	269.176	1314 304 008	Follower ring inner Th.7,00 mm	3		●			
48	269.354	1327 304 033	Spacer Th 7,05 mm	3		●			
48	269.355	1327 304 034	Spacer Th.7,10 mm	3		●			
48	269.356	1327 304 035	Spacer Th.7,15 mm	3		●			
48	269.357	1327 304 036	Spacer Th.7,20 mm	3		●			
49	189.736	1329 304 006	Key	1		●			
50	298.158	1327 298 001	Gasket Kit	1		●			
51	280.823	1314 202 055	Oil Pump Kit	1		●			

AS TRONIC
12AS2540

Date 04/2016 Notes _____

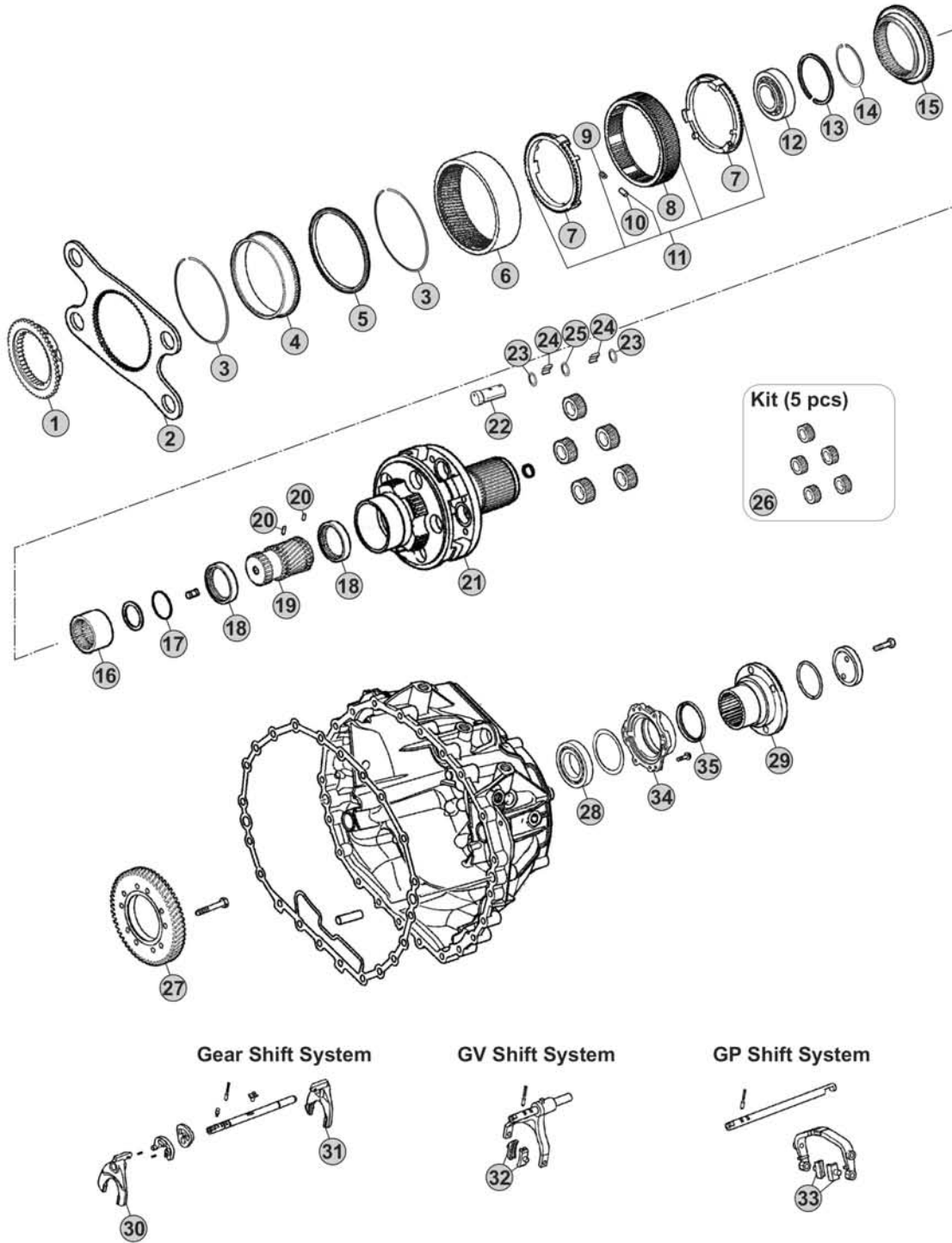


MODELS:

- AS TRONIC

VERSIONS:

- 12AS2540 (1329 xxx xxx)



Our spare parts are not the originals but interchangeable with the originals ones. All original equipment manufacturers' numbers, pictures and models used in this catalogue are for reference only. Our products bear our trade-mark.

Notes



Our spare parts are not the originals but interchangeable with the originals ones. All original equipment manufacturers' numbers, pictures and models used in this catalogue are for reference only. Our products bear our trade-mark.

Fig.	CEI no.	ZF no.	Description	Q.ty	Notes	12AS2540				
1	109.748	1328 333 010	Synchronizer Cone	1		●				
2	298.146	1328 333 006	Flange GP	1		●				
3	111.373	0730 513 682	Retainer ring	2		●				
4	123.290	1358 332 221	Inside crown support 82 T	1		●				
5	119.274	1358 332 222	Synchronizer ring	1		●				
6	123.289	1328 332 045	Crown Gear 82 T	1		●				
7	119.269	1328 333 005	Synchronizer ring	2		●				
8	154.419	1358 333 012	Sliding Sleeve	1		●				
9	156.125	0732 040 929	Spring De.6x36	6		●				
10	171.069	0730 162 804	Cylinder roller	6		●				
11	298.894	1328 233 001	Synchro Kit	1		●				
12	130.981	0750 118 284	Bearing 100x130x30	1		●				
13	111.402	0630 513 139	Elastic Ring	1		●				
14	111.401	0730 513 745	Lock Ring A=2,50	1		●				
15	109.749	1328 333 009	Synchronizer Cone	1		●				
16	154.488	1328 304 068	Sliding Sleeve	1		●				
17	111.406	0630 502 218	Lock Ring 64x2	1		●				
18	269.794	1358 332 223	Pressure Disc	2		●				
19	157.744	1328 332 030	Sun Gear 23 T	1		●				
20	160.279	7636 038 103	Pin	2		●				
21	190.493	1358 232 201	Planetary Carrier	1	W/Retarder	●				
21	190.430	1328 232 011	Planetary Carrier	1	W/out Retarder	●				
22	107.236	1328 332 041	Planetary pin	5		●				
23	269.009	0730 109 323	Spacer Ring	10		●				
24	171.062	0750 119 116	Needle 10x16,80 (140 pcs)	140		●				
25	269.647	0730 109 640	Thrust Washer T.9,00 mm	5		●				
26	298.248	1328 232 006	Planetary Gear Set	1		●				
27	244.191	6085 301 217	Gear 57 T	1	W/Retarder	●				
28	130.245	0750 116 394	Bearing 90x160x30	1		●				
29	197.258	1314 332 054	Output Flange	1		●				
30		1329 306 008	Fork	1		●				
31		1329 306 007	Fork	1		●				
32	141.215	1328 312 005	Sliding Pad	2		●				
33	141.214	1328 334 004	Sliding Pad	2		●				
34	128.328	1328 331 002	Cover	1		●				
35	139.633	0734 319 459	Seal Ring	1		●				

AS TRONIC 12AS2540

Date 04/2016 Notes _____

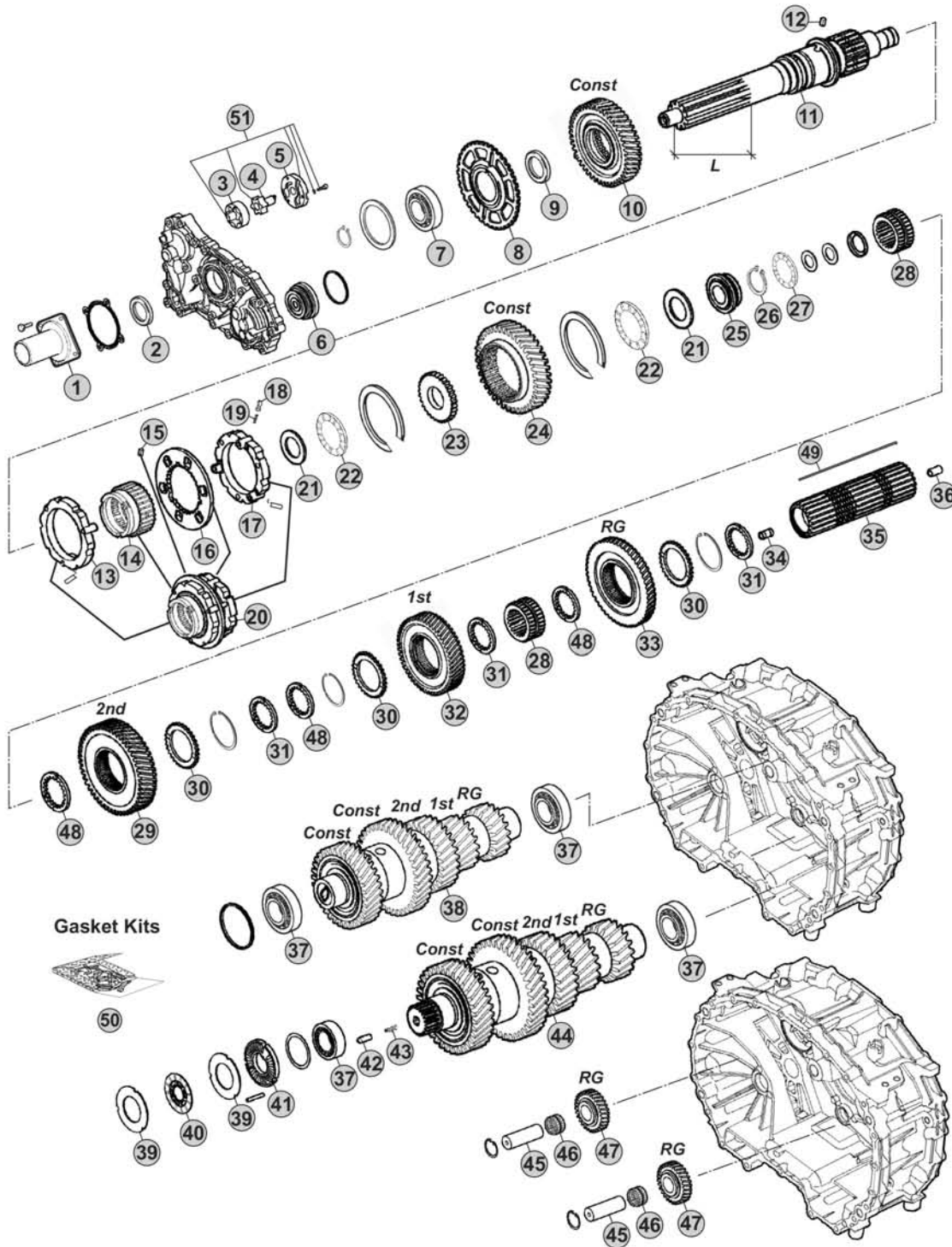


MODELS:

- AS TRONIC

VERSIONS:

- 12AS2541 (1329 xxx xxx)



Notes

- (A) R. 12,29-0,78
- (B) R. 15,86-1,00

Our spare parts are not the originals but interchangeable with the originals ones. All original equipment manufacturers' numbers, pictures and models used in this catalogue are for reference only. Our products bear our trade-mark.

Fig.	CEI no.	ZF no.	Description	Q.ty	Notes	12AS2541			
1	128.327	1328 302 202	Front cover	1		●			
2	139.966	0734 319 847	Oil Seal 55x70x8	1		●			
3	189.678	1315 303 027	Rotor	1		●			
4	189.679	1314 202 039	Oil Pump Shaft	1		●			
5	189.728	1314 302 138	Oil Pump Cover	1		●			
6	188.272	1328 202 024	Piston	1		●			
7	130.823	0750 116 365	Bearing 65x120x23	1		●			
8	126.032	1328 302 024	Speedometer Gear	1		●			
9	269.320	0730 110 392	Thrust Washer	1		●			
10	244.308	1329 302 003	Constant Gear	1	(A)	●			
10	244.304	1329 302 002	Constant Gear	1	(B)	●			
11	102.706	1329 302 010	Input Shaft	1		●			
11	102.705	1329 302 014	Input Shaft	1		●			
12	160.261	1328 302 072	Lock Pin	1		●			
13	119.272	1328 202 046	Synchronizer Ring	1		●			
14	154.422	1328 302 064	Sliding Sleeve	1		●			
15	160.261	1328 302 072	Lock Pin	1		●			
16	135.189	1328 302 132	Plate	1		●			
17	119.273	1328 202 048	Synchronizer Ring	1	(A)	●			
17	119.286	1328 202 043	Synchronizer Ring	1	(B)	●			
18	171.063	0635 470 046	Needle	3		●			
19	156.037	0732 040 385	Outer Spring De.6x34	3		●			
20	196.371	1328 298 001	Synchronizer Assy	1	(A)	●			
20	196.374	1328 298 002	Synchronizer Assy	1	(B)	●			
21	269.322	0730 111 066	Washer	2		●			
22	137.316	0735 301 274	Needle 43x73x8	2		●			
23	269.205	1328 302 061	Washer	1		●			
24	244.305	1329 304 011	Constant Gear	1		●			
25	111.377	1328 302 075	Ring	1		●			
26	139.863	0730 513 641	Retaining Ring T.2,00	1		●			
27	137.376	0735 321 381	Needle 30x52x7,5 mm	1		●			
28	155.246	1328 304 064	Sliding Hub	2		●			
29	244.306	1329 304 010	Gear 2nd Speed	1		●			
30	269.175	1314 304 119	Follower ring outer	3		●			
31	269.176	1314 304 008	Follower ring inner Th.7,00 mm	3		●			
32	244.307	1329 304 007	Gear 1st Speed	1		●			
33	244.060	1328 304 061	Reverse Gear 50 T	1		●			
34	189.729	1314 304 097	Oil Tube	1		●			
35	103.304	1329 304 012	Main Shaft	1		●			
36	189.730	1314 332 043	Oil Tube	1		●			
37	130.993	0750 117 640	Bearing 50x90x28	4		●			
38	190.548	1329 203 013	Countershaft Assy	1	(A)	●			
38	190.546	1329 203 011	Countershaft Assy	1	(B)	●			

AS TRONIC
12AS2541

Date

04/2016

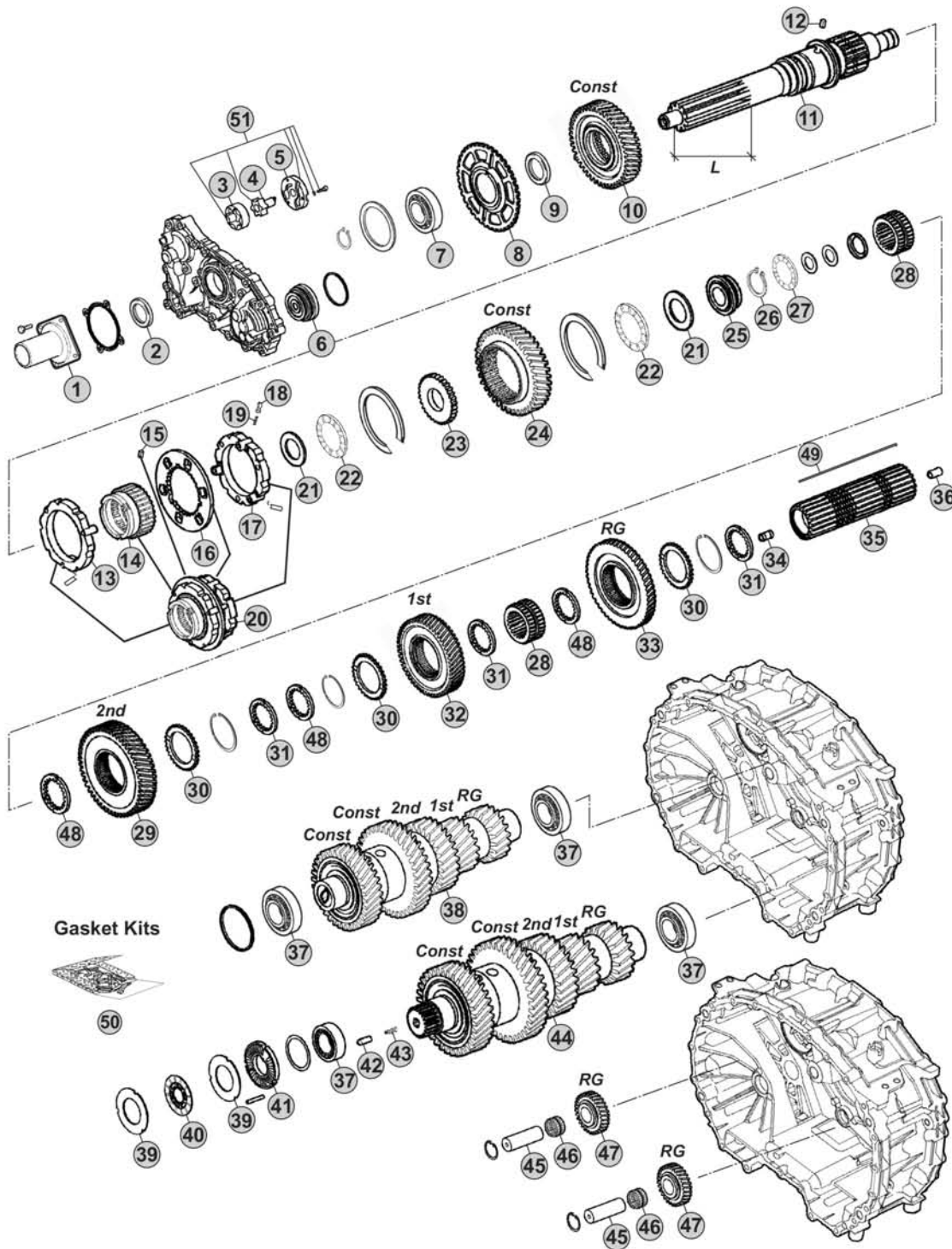
Notes

MODELS:

- AS TRONIC

VERSIONS:

- 12AS2541 (1329 xxx xxx)



Notes

- (A) R. 12,29-0,78
- (B) R. 15,86-1,00

Our spare parts are not the originals but interchangeable with the originals ones. All original equipment manufacturers' numbers, pictures and models used in this catalogue are for reference only. Our products bear our trade-mark.

Fig.	CEI no.	ZF no.	Description	Q.ty	Notes	12AS2541			
39	269.178	1314 303 077	Clutch disc	4		●			
40	269.796	0501 214 822	Clutch Disc	2		●			
41	128.226	1328 302 118	Cover	1		●			
42	160.303	0731 208 242	Pin	1		●			
43	156.212	0732 042 766	Spring	1		●			
44	190.549	1329 203 014	Countershaft Assy	1	(A)	●			
44	190.547	1329 203 012	Countershaft Assy	1	(B)	●			
45	107.269	1328 305 007	Reverse Shaft	2		●			
46	137.808	0735 321 454	Needle Cage	2		●			
47	147.302	1328 305 014	Reverse Gear 29 T	2		●			
48	269.176	1314 304 008	Follower ring inner Th.7,00 mm	3		●			
48	269.354	1327 304 033	Spacer Th 7,05 mm	3		●			
48	269.355	1327 304 034	Spacer Th.7,10 mm	3		●			
48	269.356	1327 304 035	Spacer Th.7,15 mm	3		●			
48	269.357	1327 304 036	Spacer Th.7,20 mm	3		●			
49	189.736	1329 304 006	Key	1		●			
50	298.158	1327 298 001	Gasket Kit	1		●			
51	280.823	1314 202 055	Oil Pump Kit	1		●			

AS TRONIC
12AS2541

Date 04/2016 Notes _____

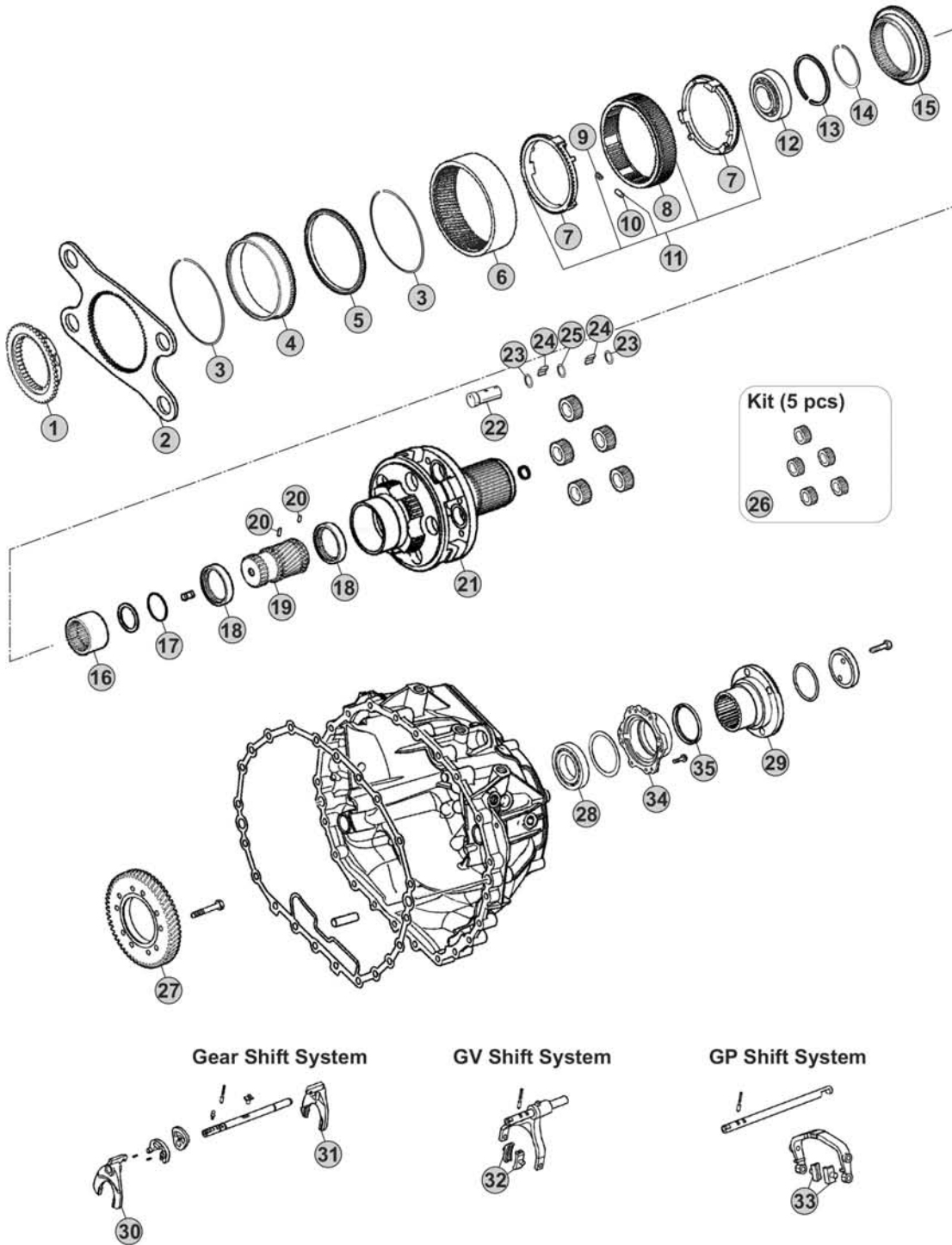


MODELS:

- AS TRONIC

VERSIONS:

- 12AS2541 (1329 xxx xxx)

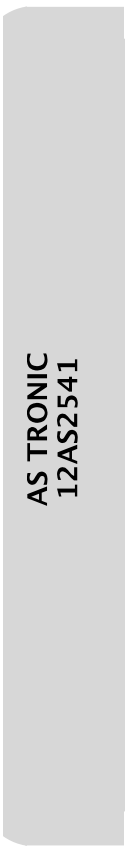


Our spare parts are not the originals but interchangeable with the originals ones. All original equipment manufacturers' numbers, pictures and models used in this catalogue are for reference only. Our products bear our trade-mark.

Notes

Our spare parts are not the originals but interchangeable with the originals ones. All original equipment manufacturers' numbers, pictures and models used in this catalogue are for reference only. Our products bear our trade-mark.

Fig.	CEI no.	ZF no.	Description	Q.ty	Notes	12AS2541				
1	109.748	1328 333 010	Synchronizer Cone	1		●				
2	298.146	1328 333 006	Flange GP	1		●				
3	111.373	0730 513 682	Retainer ring	2		●				
4	123.290	1358 332 221	Inside crown support 82 T	1		●				
5	119.274	1358 332 222	Synchronizer ring	1		●				
6	123.289	1328 332 045	Crown Gear 82 T	1		●				
7	119.269	1328 333 005	Synchronizer ring	2		●				
8	154.419	1358 333 012	Sliding Sleeve	1		●				
9	156.125	0732 040 929	Spring De.6x36	6		●				
10	171.069	0730 162 804	Cylinder roller	6		●				
11	298.894	1328 233 001	Synchro Kit	1		●				
12	130.981	0750 118 284	Bearing 100x130x30	1		●				
13	111.402	0630 513 139	Elastic Ring	1		●				
14	111.401	0730 513 745	Lock Ring A=2,50	1		●				
15	109.749	1328 333 009	Synchronizer Cone	1		●				
16	154.488	1328 304 068	Sliding Sleeve	1		●				
17	111.406	0630 502 218	Lock Ring 64x2	1		●				
18	269.794	1358 332 223	Pressure Disc	2		●				
19	157.744	1328 332 030	Sun Gear 23 T	1		●				
20	160.279	7636 038 103	Pin	2		●				
21	190.493	1358 232 201	Planetary Carrier	1	W/Retarder	●				
21	190.430	1328 232 011	Planetary Carrier	1	W/out Retarder	●				
22	107.236	1328 332 041	Planetary pin	5		●				
23	269.009	0730 109 323	Spacer Ring	10		●				
24	171.062	0750 119 116	Needle 10x16,80 (140 pcs)	140		●				
25	269.647	0730 109 640	Thrust Washer T.9,00 mm	5		●				
26	298.248	1328 232 006	Planetary Gear Set	1		●				
27	244.191	6085 301 217	Gear 57 T	1	W/Retarder	●				
28	130.245	0750 116 394	Bearing 90x160x30	1		●				
29	197.258	1314 332 054	Output Flange	1		●				
30		1329 306 008	Fork	1		●				
31		1329 306 007	Fork	1		●				
32	141.215	1328 312 005	Sliding Pad	2		●				
33	141.214	1328 334 004	Sliding Pad	2		●				
34	128.328	1328 331 002	Cover	1		●				
35	139.633	0734 319 459	Seal Ring	1		●				



Date 04/2016 Notes

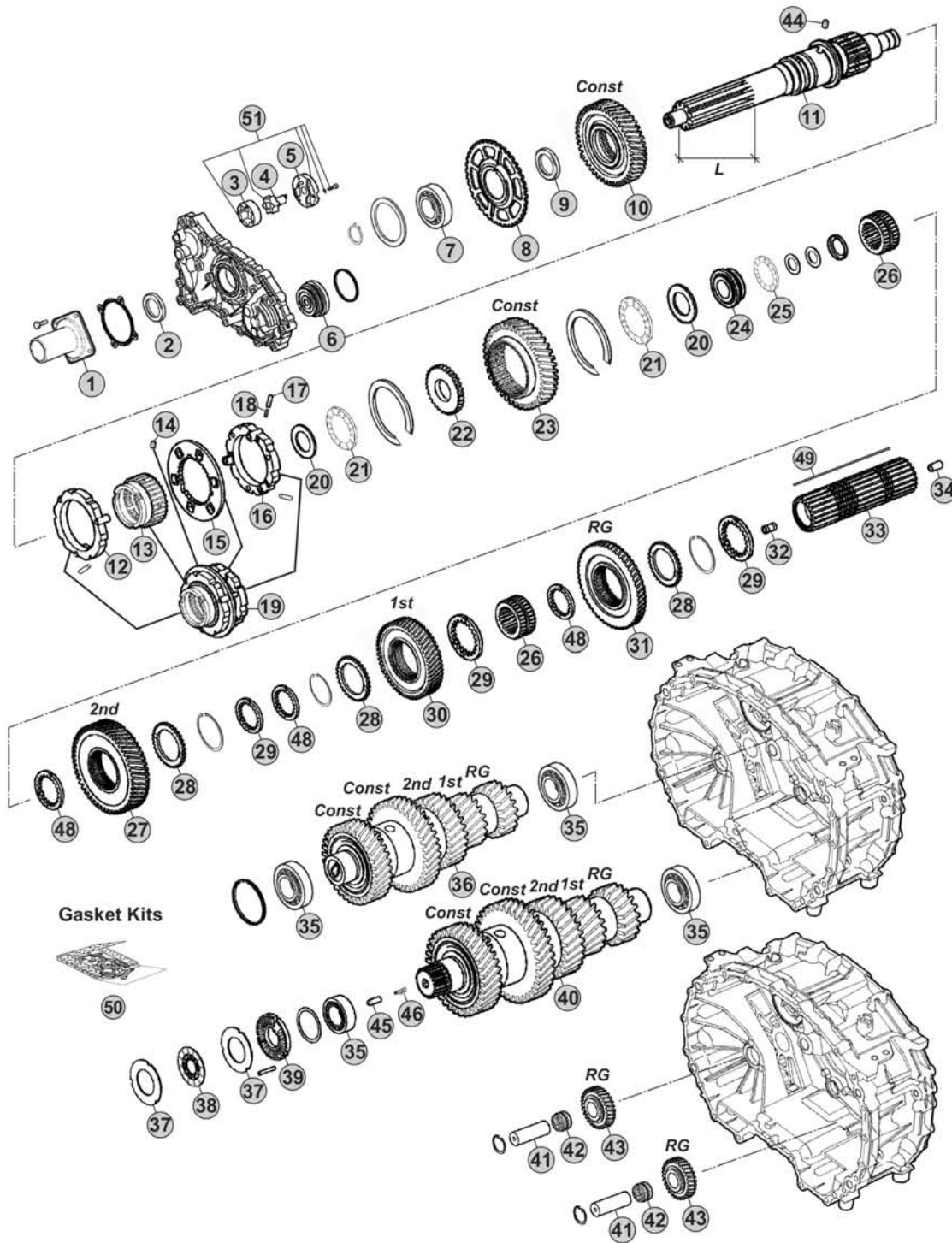


MODELS:

- AS TRONIC

VERSIONS:

- 12AS2701 (1348 xxx xxx)



Notes

12AS2701 R. 12,33-0,78

Our spare parts are not the originals but interchangeable with the originals ones. All original equipment manufacturers' numbers, pictures and models used in this catalogue are for reference only. Our products bear our trade-mark.

Fig.	CEI no.	ZF no.	Description	Q.ty	Notes	12AS2701			
1	128.327	1328 302 202	Front cover	1		●			
2	139.966	0734 319 847	Oil Seal 55x70x8	1		●			
3	189.678	1315 303 027	Rotor	1		●			
4	189.679	1314 202 039	Oil Pump Shaft	1		●			
5	189.728	1314 302 138	Oil Pump Cover	1		●			
6	188.272	1328 202 024	Piston	1		●			
7	130.823	0750 116 365	Bearing 65x120x23	1		●			
8	126.032	1328 302 024	Speedometer Gear	1		●			
9	269.320	0730 110 392	Thrust Washer	1		●			
10	145.993	1327 302 015	Constant Gear 46 T	1		●			
11	103.220	1328 302 078	Input Shaft L=110 mm	1		●			
12	119.272	1328 202 046	Synchronizer Ring	1		●			
13	154.422	1328 302 064	Sliding Sleeve	1		●			
14	160.261	1328 302 072	Lock Pin	1		●			
15	135.189	1328 302 132	Plate	1		●			
16	119.273	1328 202 048	Synchronizer Ring	1		●			
17	171.063	0635 470 046	Needle	3		●			
18	156.037	0732 040 385	Outer Spring De.6x34	3		●			
19	196.371	1328 298 001	Synchronizer Assy	1		●			
20	269.322	0730 111 066	Washer	2		●			
21	137.316	0735 301 274	Needle 43x73x8	2		●			
22	269.205	1328 302 061	Washer	1		●			
23	145.994	1327 304 015	Constant gear 40 T	1		●			
24	111.377	1328 302 075	Ring	1		●			
25	137.376	0735 321 381	Needle 30x52x7,5 mm	1		●			
26	155.246	1328 304 064	Sliding Hub	2		●			
27	244.058	1327 304 024	Gear 2nd Speed 48 T	1		●			
28	269.175	1314 304 119	Follower ring outer	3		●			
29	269.176	1314 304 008	Follower ring inner Th.7,00 mm	3		●			
30	244.059	1328 304 060	Gear 1st Speed 54 T	1		●			
31	244.060	1328 304 061	Reverse Gear 50 T	1		●			
32	189.729	1314 304 097	Oil Tube	1		●			
33	103.243	1327 304 032	Main shaft	1		●			
34	189.730	1314 332 043	Oil Tube	1		●			
35	130.993	0750 117 640	Bearing 50x90x28	4		●			
36	190.428	1327 203 054	Countershaft 19/19/28/38/44 T	1		●			
37	269.178	1314 303 077	Clutch disc	4		●			
38	269.793	0501 214 821	Clutch Disc	2		●			
39	128.226	1328 302 118	Cover	1		●			
40	190.429	1327 203 055	Countershaft 19/19/28/38/44 T	1		●			
41	107.269	1328 305 007	Reverse Shaft	2		●			
42	137.808	0735 321 454	Needle Cage	2		●			
43	147.302	1328 305 014	Reverse Gear 29 T	2		●			

AS TRONIC
12AS2701

Date

04/2016

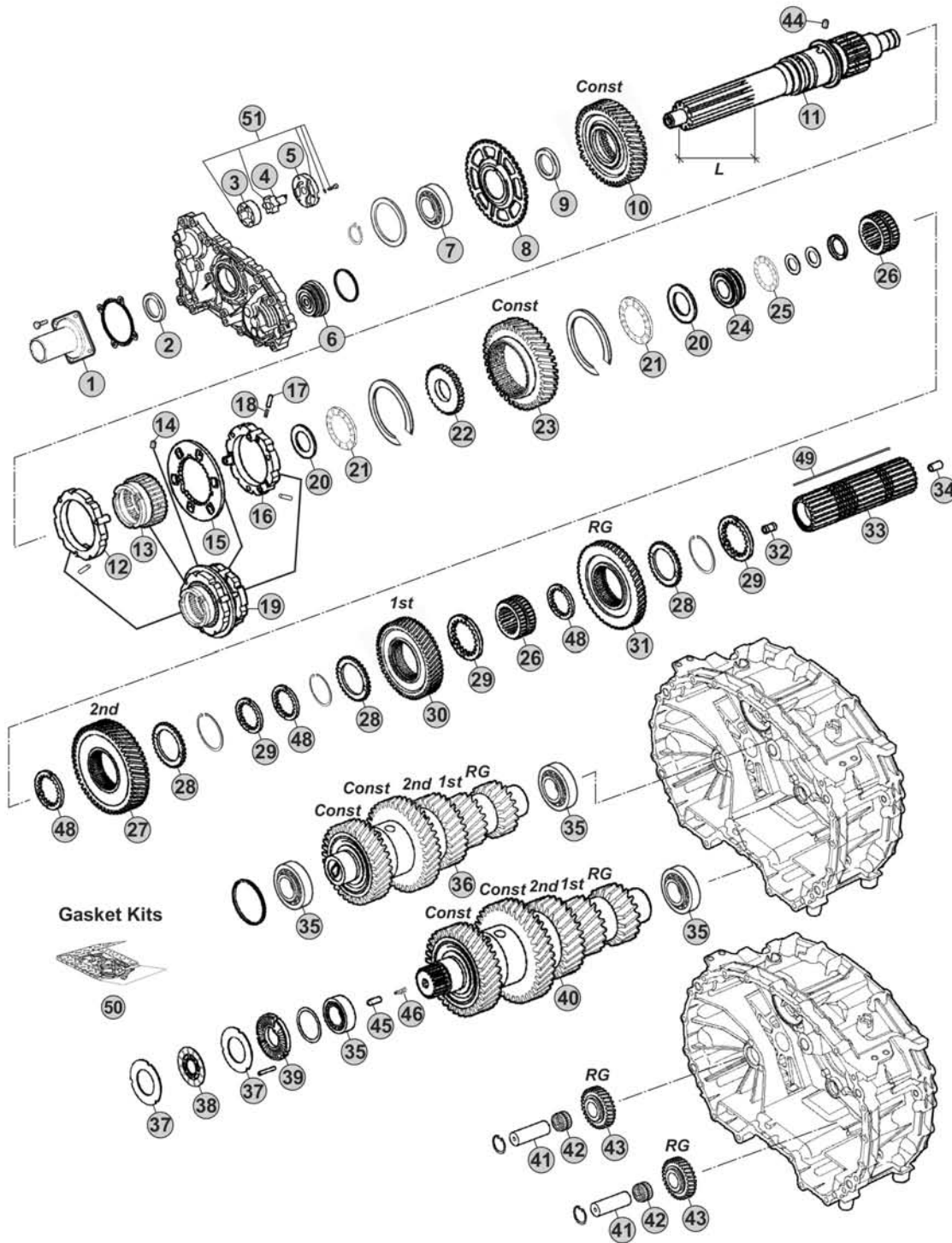
Notes

MODELS:

- AS TRONIC

VERSIONS:

- 12AS2701 (1348 xxx xxx)



Notes

12AS2701 R. 12,33-0,78

Our spare parts are not the originals but interchangeable with the originals ones. All original equipment manufacturers' numbers, pictures and models used in this catalogue are for reference only. Our products bear our trade-mark.

Fig.	CEI no.	ZF no.	Description	Q.ty	Notes				
44	160.261	1328 302 072	Lock Pin	1		●			
45	160.303	0731 208 242	Pin	1		●			
46	156.212	0732 042 766	Spring	1		●			
48	269.176	1314 304 008	Follower ring inner Th.7,00 mm	3		●			
48	269.354	1327 304 033	Spacer Th 7,05 mm	3		●			
48	269.355	1327 304 034	Spacer Th.7,10 mm	3		●			
48	269.356	1327 304 035	Spacer Th.7,15 mm	3		●			
48	269.357	1327 304 036	Spacer Th.7,20 mm	3		●			
49	189.653	1328 304 035	Key	1		●			
50	298.158	1327 298 001	Gasket Kit	1		●			
51	280.823	1314 202 055	Oil Pump Kit	1		●			

12AS2701

AS TRONIC
12AS2701

Date 04/2016

Notes _____

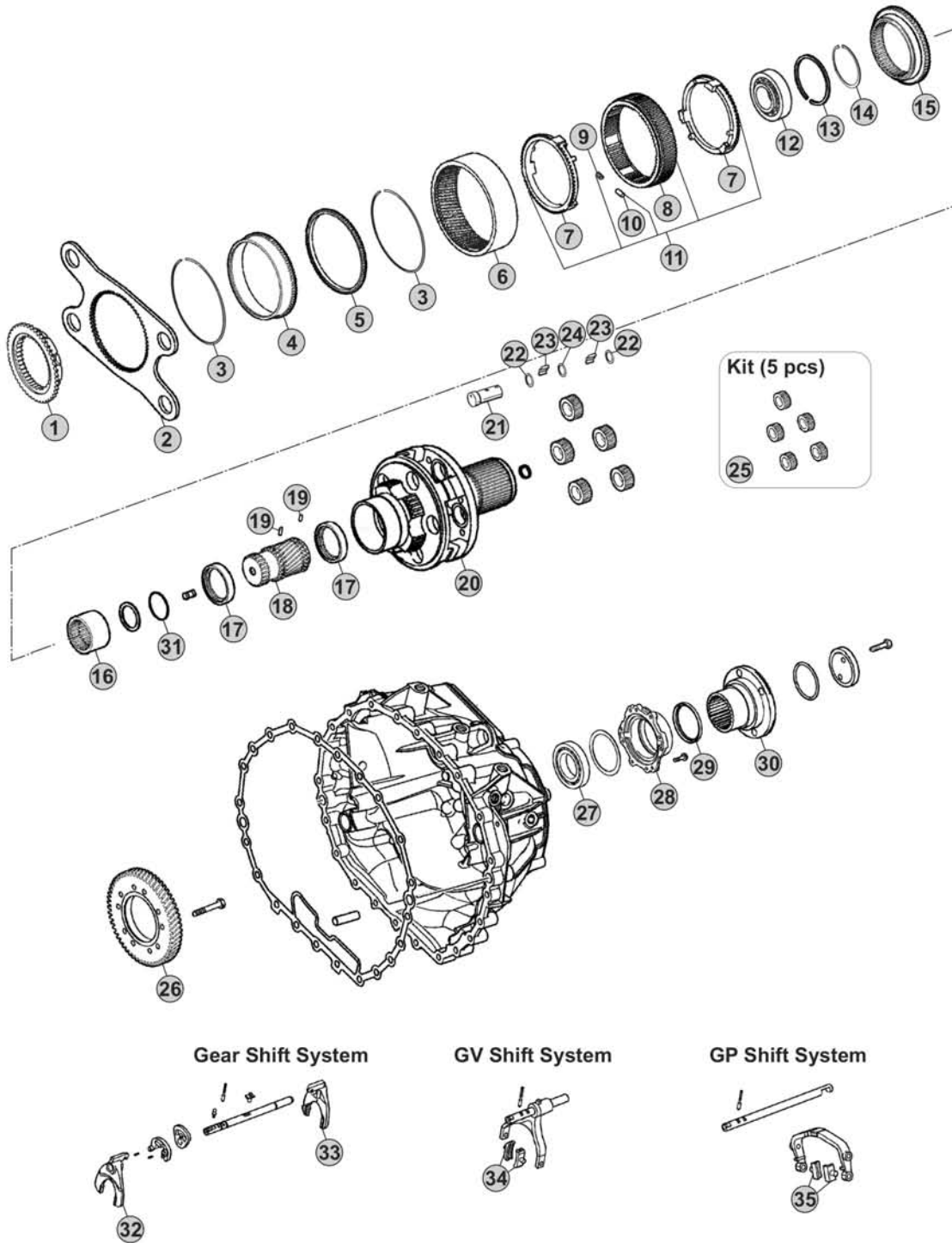


MODELS:

- AS TRONIC

VERSIONS:

- 12AS2701 (1348 xxx xxx)



Our spare parts are not the originals but interchangeable with the originals ones. All original equipment manufacturers' numbers, pictures and models used in this catalogue are for reference only. Our products bear our trade-mark.

Notes

12AS2701 R. 12,33-0,78

Our spare parts are not the originals but interchangeable with the originals ones. All original equipment manufacturers' numbers, pictures and models used in this catalogue are for reference only. Our products bear our trade-mark.

Fig.	CEI no.	ZF no.	Description	Q.ty	Notes	12AS2701				
1	109.748	1328 333 010	Synchronizer Cone	1		●				
2	298.146	1328 333 006	Flange GP	1		●				
3	111.373	0730 513 682	Retainer ring	2		●				
4	123.290	1358 332 221	Inside crown support 82 T	1		●				
5	119.274	1358 332 222	Synchronizer ring	1		●				
6	123.289	1328 332 045	Crown Gear 82 T	1		●				
7	119.269	1328 333 005	Synchronizer ring	2		●				
8	154.419	1358 333 012	Sliding Sleeve	1		●				
9	156.125	0732 040 929	Spring De.6x36	6		●				
10	171.069	0730 162 804	Cylinder roller	6		●				
11	298.894	1328 233 001	Synchro Kit	1		●				
12	130.981	0750 118 284	Bearing 100x130x30	1		●				
13	111.402	0630 513 139	Elastic Ring	1		●				
14	111.401	0730 513 745	Lock Ring A=2,50	1		●				
15	109.749	1328 333 009	Synchronizer Cone	1		●				
16	154.488	1328 304 068	Sliding Sleeve	1		●				
17	269.794	1358 332 223	Pressure Disc	2		●				
18	157.744	1328 332 030	Sun Gear 23 T	1		●				
19	160.279	7636 038 103	Pin	2		●				
20	190.430	1328 232 011	Planetary Carrier	1	W/out Retarder	●				
20	190.493	1358 232 201	Planetary Carrier	1	W/Retarder	●				
21	107.236	1328 332 041	Planetary pin	5		●				
22	269.009	0730 109 323	Spacer Ring	10		●				
23	171.062	0750 119 116	Needle 10x16,80 (140 pcs)	140		●				
24	269.647	0730 109 640	Thrust Washer T.9,00 mm	5		●				
25	298.248	1328 232 006	Planetary Gear Set	1		●				
26	244.191	6085 301 217	Gear 57 T	1	W/Retarder	●				
27	130.245	0750 116 394	Bearing 90x160x30	1		●				
28	128.328	1328 331 002	Cover	1		●				
29	139.633	0734 319 459	Seal Ring	1		●				
30		1348 332 002	Output Flange	1		●				
31	111.406	0630 502 218	Lock Ring 64x2	1		●				
32	141.227	1328 306 026	Fork	1		●				
33	141.243	1327 306 007	Fork	1		●				
34	141.215	1328 312 005	Sliding Pad	2		●				
35	141.214	1328 334 004	Sliding Pad	2		●				

AS TRONIC
12AS2701

Date _____ Notes _____
04/2016

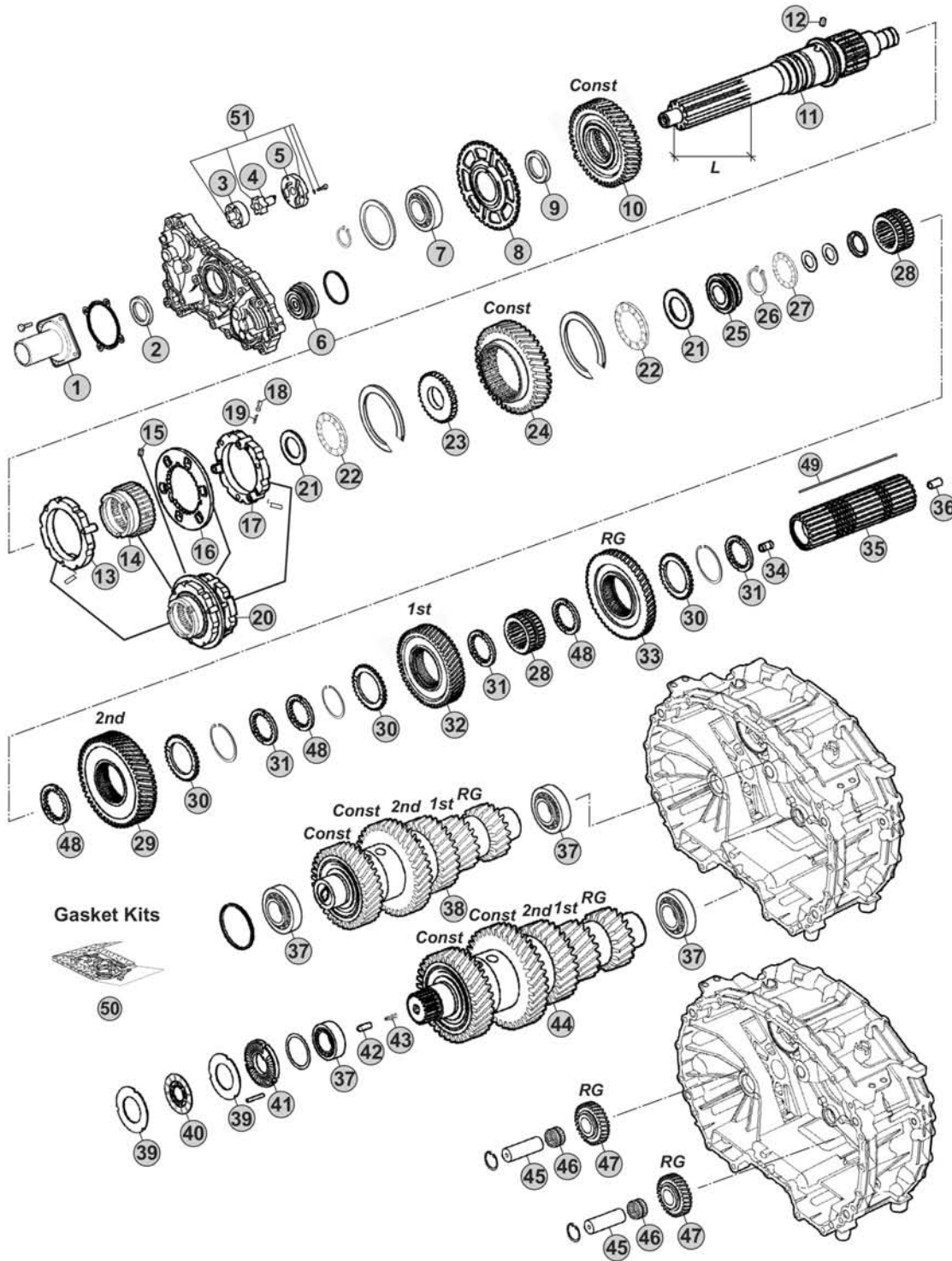


MODELS:

- AS TRONIC

VERSIONS:

- 12AS2740 (1329 xxx xxx)



Notes

12AS2740 R. 12,29-0,78

Our spare parts are not the originals but interchangeable with the originals ones. All original equipment manufacturers' numbers, pictures and models used in this catalogue are for reference only. Our products bear our trade-mark.

Fig.	CEI no.	ZF no.	Description	Q.ty	Notes	12AS2740				
1	128.327	1328 302 202	Front cover	1		●				
2	139.966	0734 319 847	Oil Seal 55x70x8	1		●				
3	189.678	1315 303 027	Rotor	1		●				
4	189.679	1314 202 039	Oil Pump Shaft	1		●				
5	189.728	1314 302 138	Oil Pump Cover	1		●				
6	188.272	1328 202 024	Piston	1		●				
7	130.823	0750 116 365	Bearing 65x120x23	1		●				
8	126.032	1328 302 024	Speedometer Gear	1		●				
9	269.320	0730 110 392	Thrust Washer	1		●				
10	244.308	1329 302 003	Constant Gear	1		●				
11	102.706	1329 302 010	Input Shaft	1		●				
11	102.705	1329 302 014	Input Shaft	1		●				
12	160.261	1328 302 072	Lock Pin	1		●				
13	119.272	1328 202 046	Synchronizer Ring	1		●				
14	154.422	1328 302 064	Sliding Sleeve	1		●				
15	160.261	1328 302 072	Lock Pin	1		●				
16	135.189	1328 302 132	Plate	1		●				
17	119.273	1328 202 048	Synchronizer Ring	1		●				
18	171.063	0635 470 046	Needle	3		●				
19	156.037	0732 040 385	Outer Spring De.6x34	3		●				
20	196.371	1328 298 001	Synchronizer Assy	1		●				
21	269.322	0730 111 066	Washer	2		●				
22	137.316	0735 301 274	Needle 43x73x8	2		●				
23	269.205	1328 302 061	Washer	1		●				
24	244.305	1329 304 011	Constant Gear	1		●				
25	111.377	1328 302 075	Ring	1		●				
26	139.863	0730 513 641	Retaining Ring T.2,00	1		●				
27	137.376	0735 321 381	Needle 30x52x7,5 mm	1		●				
28	155.246	1328 304 064	Sliding Hub	2		●				
29	244.306	1329 304 010	Gear 2nd Speed	1		●				
30	269.175	1314 304 119	Follower ring outer	3		●				
31	269.176	1314 304 008	Follower ring inner Th.7,00 mm	3		●				
32	244.307	1329 304 007	Gear 1st Speed	1		●				
33	244.060	1328 304 061	Reverse Gear 50 T	1		●				
34	189.729	1314 304 097	Oil Tube	1		●				
35	103.304	1329 304 012	Main Shaft	1		●				
36	189.730	1314 332 043	Oil Tube	1		●				
37	130.993	0750 117 640	Bearing 50x90x28	4		●				
38	190.548	1329 203 013	Countershaft Assy	1		●				
39	269.178	1314 303 077	Clutch disc	4		●				
40	269.796	0501 214 822	Clutch Disc	2		●				
41	128.226	1328 302 118	Cover	1		●				
42	160.303	0731 208 242	Pin	1		●				

AS TRONIC
12AS2740

Date

04/2016

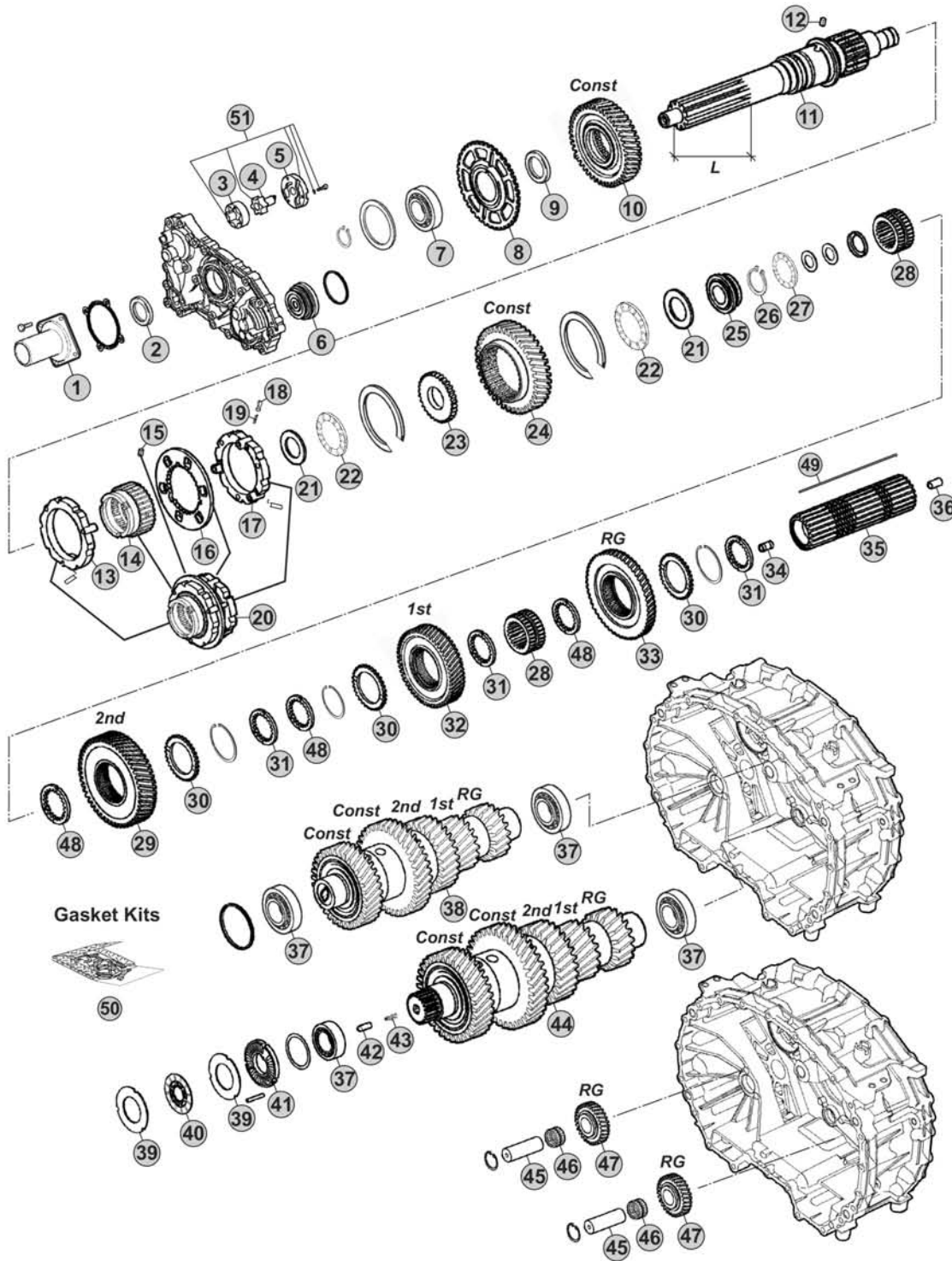
Notes

MODELS:

- AS TRONIC

VERSIONS:

- 12AS2740 (1329 xxx xxx)



Notes

12AS2740 R. 12,29-0,78

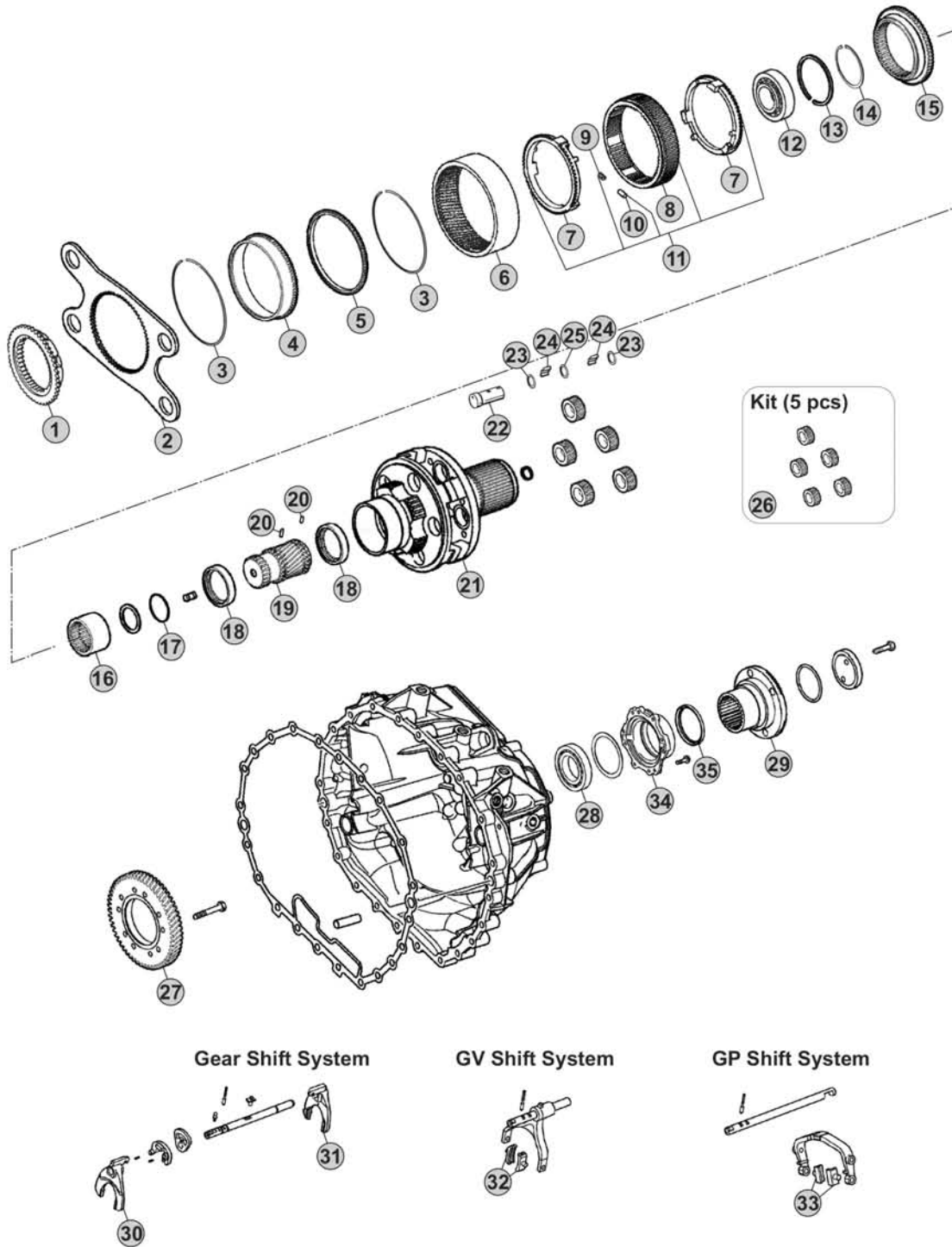
Our spare parts are not the originals but interchangeable with the originals ones. All original equipment manufacturers' numbers, pictures and models used in this catalogue are for reference only. Our products bear our trade-mark.

MODELS:

- AS TRONIC

VERSIONS:

- 12AS2740 (1329 xxx xxx)



Our spare parts are not the originals but interchangeable with the originals ones. All original equipment manufacturers' numbers, pictures and models used in this catalogue are for reference only. Our products bear our trade-mark.

Notes

12AS2740 R. 12,29-0,78

Our spare parts are not the originals but interchangeable with the originals ones. All original equipment manufacturers' numbers, pictures and models used in this catalogue are for reference only. Our products bear our trade-mark.

Fig.	CEI no.	ZF no.	Description	Q.ty	Notes					
1	109.748	1328 333 010	Synchronizer Cone	1		●				
2	298.146	1328 333 006	Flange GP	1		●				
3	111.373	0730 513 682	Retainer ring	2		●				
4	123.290	1358 332 221	Inside crown support 82 T	1		●				
5	119.274	1358 332 222	Synchronizer ring	1		●				
6	123.289	1328 332 045	Crown Gear 82 T	1		●				
7	119.269	1328 333 005	Synchronizer ring	2		●				
8	154.419	1358 333 012	Sliding Sleeve	1		●				
9	156.125	0732 040 929	Spring De.6x36	6		●				
10	171.069	0730 162 804	Cylinder roller	6		●				
11	298.894	1328 233 001	Synchro Kit	1		●				
12	130.981	0750 118 284	Bearing 100x130x30	1		●				
13	111.402	0630 513 139	Elastic Ring	1		●				
14	111.401	0730 513 745	Lock Ring A=2,50	1		●				
15	109.749	1328 333 009	Synchronizer Cone	1		●				
16	154.488	1328 304 068	Sliding Sleeve	1		●				
17	111.406	0630 502 218	Lock Ring 64x2	1		●				
18	269.794	1358 332 223	Pressure Disc	2		●				
19	157.744	1328 332 030	Sun Gear 23 T	1		●				
20	160.279	7636 038 103	Pin	2		●				
21	190.493	1358 232 201	Planetary Carrier	1	W/Retarder	●				
21	190.430	1328 232 011	Planetary Carrier	1	W/out Retarder	●				
22	107.236	1328 332 041	Planetary pin	5		●				
23	269.009	0730 109 323	Spacer Ring	10		●				
24	171.062	0750 119 116	Needle 10x16,80 (140 pcs)	140		●				
25	269.647	0730 109 640	Thrust Washer T.9,00 mm	5		●				
26	298.248	1328 232 006	Planetary Gear Set	1		●				
27	244.191	6085 301 217	Gear 57 T	1	W/Retarder	●				
28	130.245	0750 116 394	Bearing 90x160x30	1		●				
29	197.258	1314 332 054	Output Flange	1		●				
30		1329 306 008	Fork	1		●				
31		1329 306 007	Fork	1		●				
32	141.215	1328 312 005	Sliding Pad	2		●				
33	141.214	1328 334 004	Sliding Pad	2		●				
34	128.328	1328 331 002	Cover	1		●				
35	139.633	0734 319 459	Seal Ring	1		●				

12AS2740

AS TRONIC
12AS2740

Date _____ Notes _____

04/2016

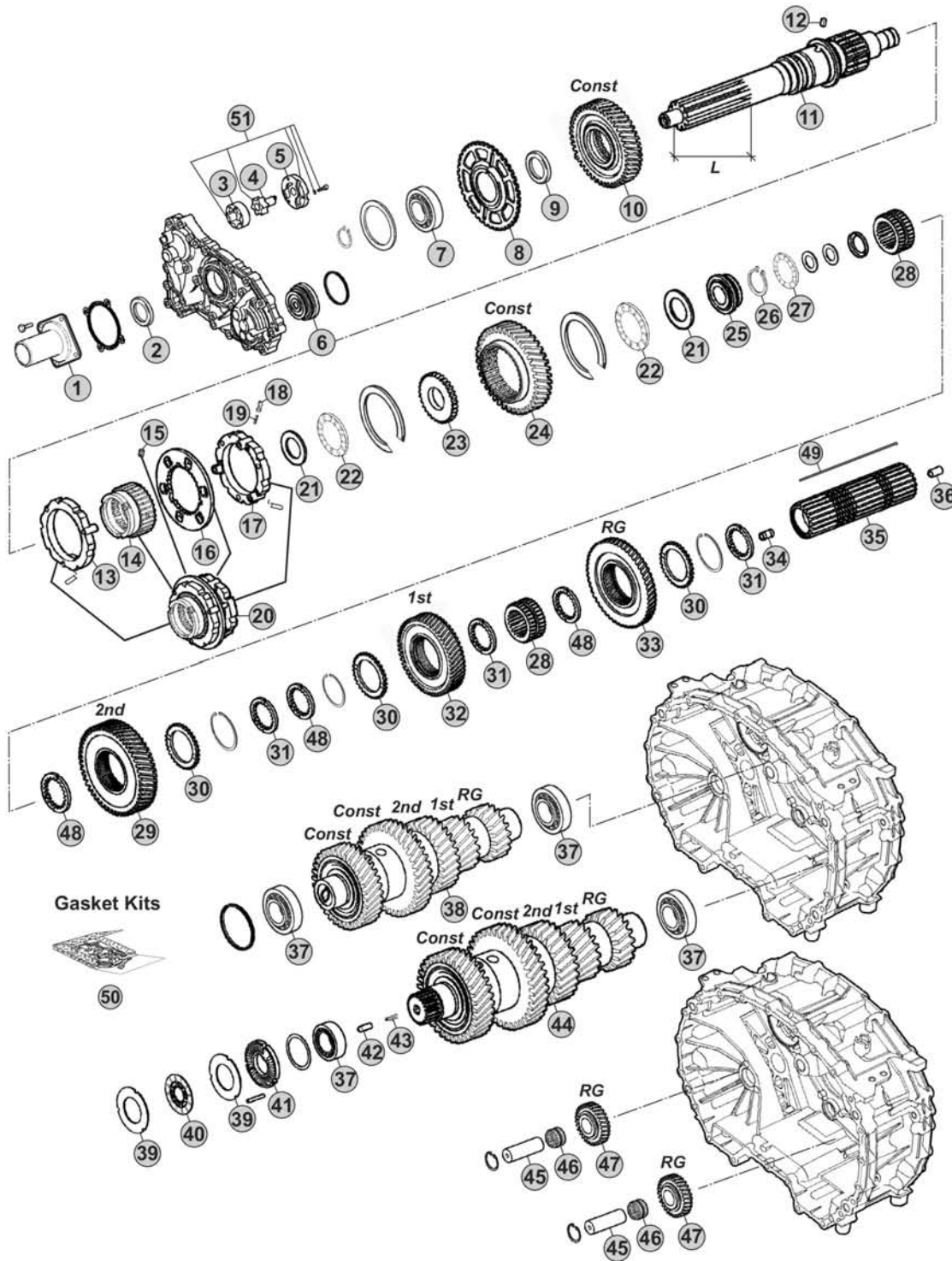


MODELS:

- AS TRONIC

VERSIONS:

- 12AS2741 (1329 xxx xxx)



Notes

12AS2741 R. 12,29-0,78

Our spare parts are not the originals but interchangeable with the originals ones. All original equipment manufacturers' numbers, pictures and models used in this catalogue are for reference only. Our products bear our trade-mark.

Our spare parts are not the originals but interchangeable with the originals ones. All original equipment manufacturers' numbers, pictures and models used in this catalogue are for reference only. Our products bear our trade-mark.

Fig.	CEI no.	ZF no.	Description	Q.ty	Notes	12AS2741				
1	128.327	1328 302 202	Front cover	1		●				
2	139.966	0734 319 847	Oil Seal 55x70x8	1		●				
3	189.678	1315 303 027	Rotor	1		●				
4	189.679	1314 202 039	Oil Pump Shaft	1		●				
5	189.728	1314 302 138	Oil Pump Cover	1		●				
6	188.272	1328 202 024	Piston	1		●				
7	130.823	0750 116 365	Bearing 65x120x23	1		●				
8	126.032	1328 302 024	Speedometer Gear	1		●				
9	269.320	0730 110 392	Thrust Washer	1		●				
10	244.308	1329 302 003	Constant Gear	1		●				
11	102.706	1329 302 010	Input Shaft	1		●				
12	160.261	1328 302 072	Lock Pin	1		●				
13	119.272	1328 202 046	Synchronizer Ring	1		●				
14	154.422	1328 302 064	Sliding Sleeve	1		●				
15	160.261	1328 302 072	Lock Pin	1		●				
16	135.189	1328 302 132	Plate	1		●				
17	119.273	1328 202 048	Synchronizer Ring	1		●				
18	171.063	0635 470 046	Needle	3		●				
19	156.037	0732 040 385	Outer Spring De.6x34	3		●				
20	196.371	1328 298 001	Synchronizer Assy	1		●				
21	269.322	0730 111 066	Washer	2		●				
22	137.316	0735 301 274	Needle 43x73x8	2		●				
23	269.205	1328 302 061	Washer	1		●				
24	244.305	1329 304 011	Constant Gear	1		●				
25	111.377	1328 302 075	Ring	1		●				
26	139.863	0730 513 641	Retaining Ring T.2,00	1		●				
27	137.376	0735 321 381	Needle 30x52x7,5 mm	1		●				
28	155.246	1328 304 064	Sliding Hub	2		●				
29	244.306	1329 304 010	Gear 2nd Speed	1		●				
30	269.175	1314 304 119	Follower ring outer	3		●				
31	269.176	1314 304 008	Follower ring inner Th.7,00 mm	3		●				
32	244.307	1329 304 007	Gear 1st Speed	1		●				
33	244.060	1328 304 061	Reverse Gear 50 T	1		●				
34	189.729	1314 304 097	Oil Tube	1		●				
35	103.304	1329 304 012	Main Shaft	1		●				
36	189.730	1314 332 043	Oil Tube	1		●				
37	130.993	0750 117 640	Bearing 50x90x28	4		●				
38	190.548	1329 203 013	Countershaft Assy	1		●				
39	269.178	1314 303 077	Clutch disc	4		●				
40	269.796	0501 214 822	Clutch Disc	2		●				
41	128.226	1328 302 118	Cover	1		●				
42	160.303	0731 208 242	Pin	1		●				
43	156.212	0732 042 766	Spring	1		●				

AS TRONIC
12AS2741

Date

04/2016

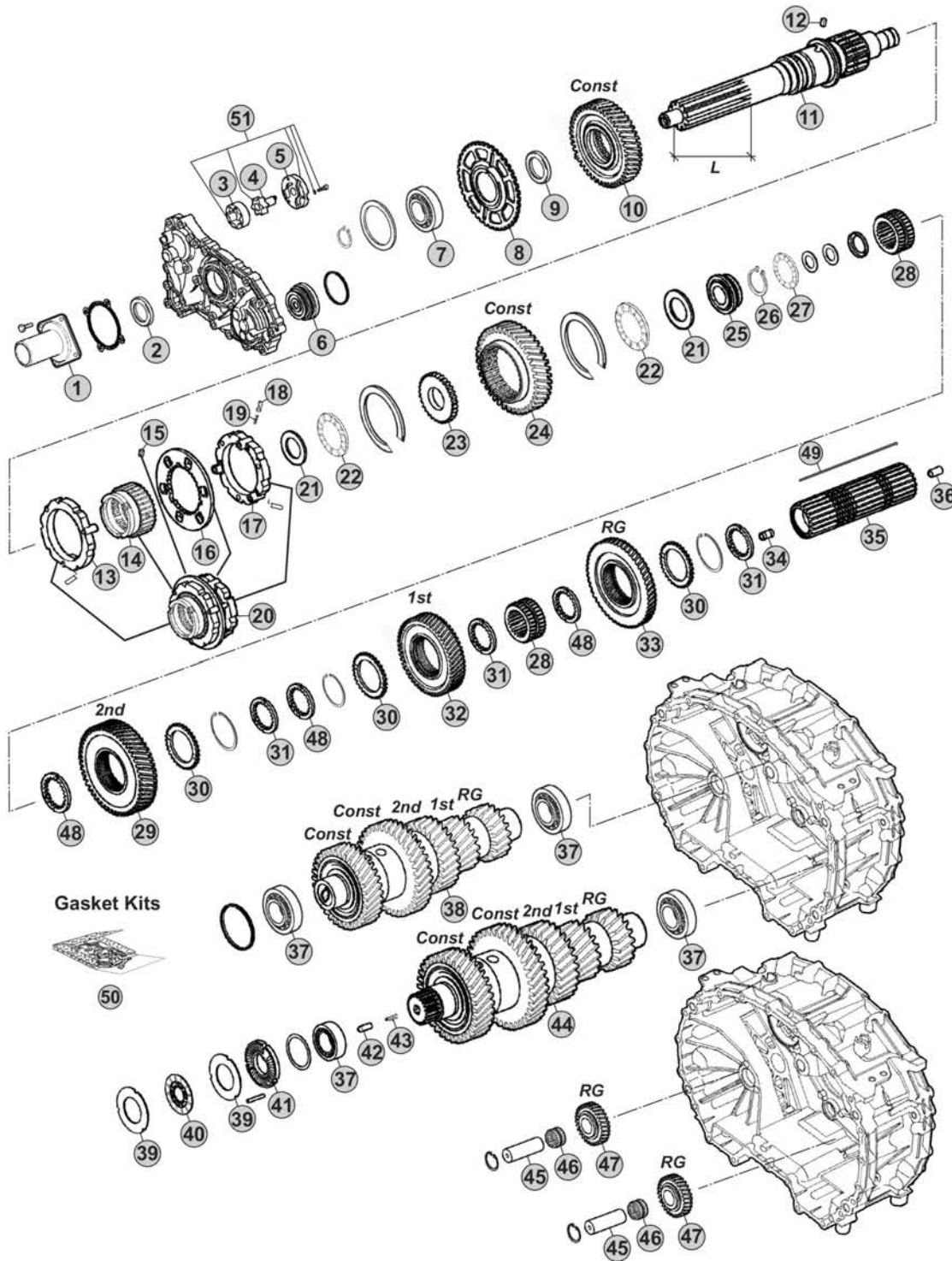
Notes

MODELS:

- AS TRONIC

VERSIONS:

- 12AS2741 (1329 xxx xxx)



Notes

12AS2741 R. 12,29-0,78

Our spare parts are not the originals but interchangeable with the originals ones. All original equipment manufacturers' numbers, pictures and models used in this catalogue are for reference only. Our products bear our trade-mark.

Our spare parts are not the originals but interchangeable with the originals ones. All original equipment manufacturers' numbers, pictures and models used in this catalogue are for reference only. Our products bear our trade-mark.

Fig.	CEI no.	ZF no.	Description	Q.ty	Notes	12AS2741			
44	190.549	1329 203 014	Countershaft Assy	1		●			
45	107.269	1328 305 007	Reverse Shaft	2		●			
46	137.808	0735 321 454	Needle Cage	2		●			
47	147.302	1328 305 014	Reverse Gear 29 T	2		●			
48	269.176	1314 304 008	Follower ring inner Th.7,00 mm	3		●			
48	269.354	1327 304 033	Spacer Th 7,05 mm	3		●			
48	269.355	1327 304 034	Spacer Th.7,10 mm	3		●			
48	269.356	1327 304 035	Spacer Th.7,15 mm	3		●			
48	269.357	1327 304 036	Spacer Th.7,20 mm	3		●			
49	189.736	1329 304 006	Key	1		●			
50	298.158	1327 298 001	Gasket Kit	1		●			
51	280.823	1314 202 055	Oil Pump Kit	1		●			

**AS TRONIC
12AS2741**

Date 04/2016 Notes _____

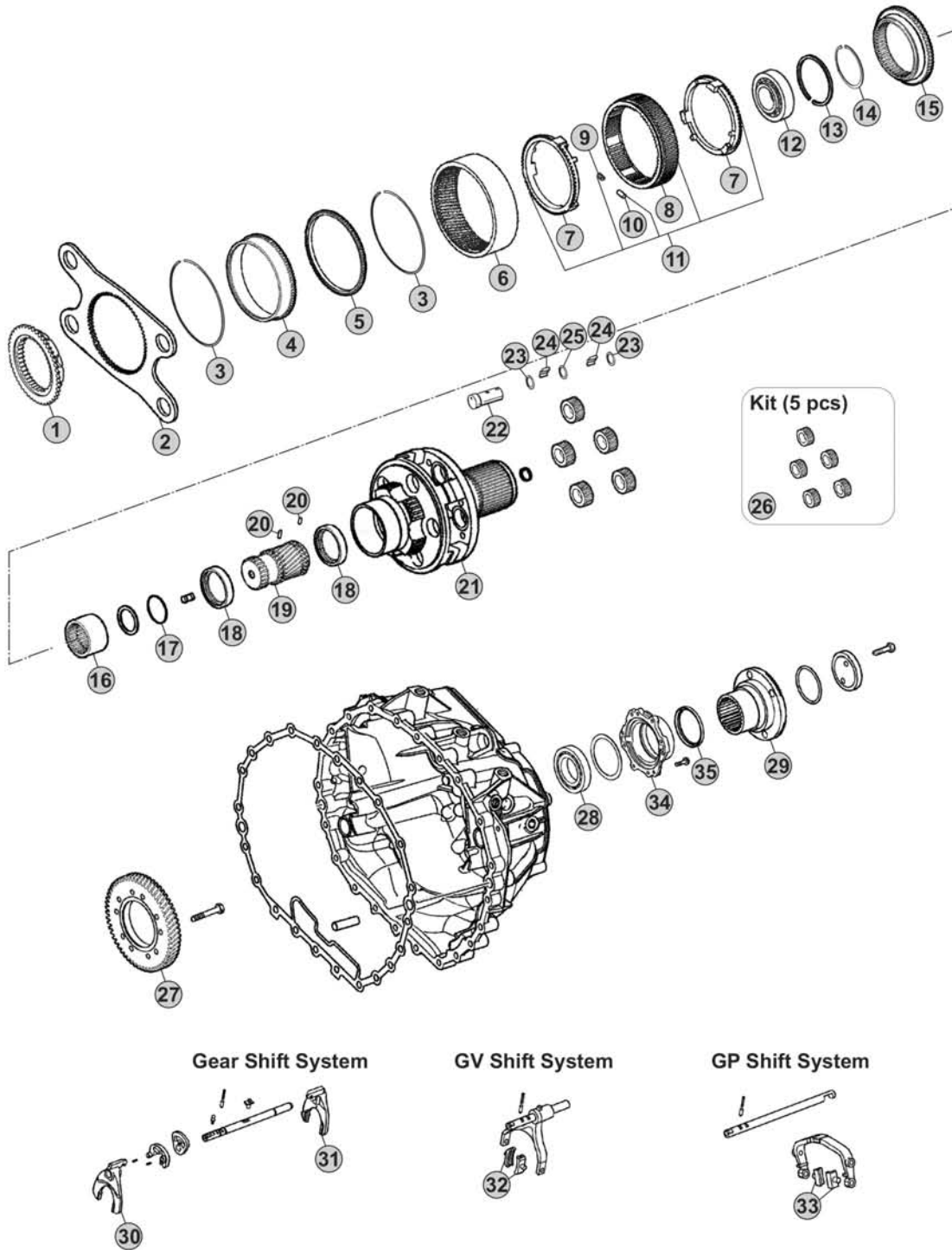


MODELS:

- AS TRONIC

VERSIONS:

- 12AS2741 (1329 xxx xxx)



Our spare parts are not the originals but interchangeable with the originals ones. All original equipment manufacturers' numbers, pictures and models used in this catalogue are for reference only. Our products bear our trade-mark.

Notes

12AS2741 R. 12,29-0,78

Our spare parts are not the originals but interchangeable with the originals ones. All original equipment manufacturers' numbers, pictures and models used in this catalogue are for reference only. Our products bear our trade-mark.

Fig.	CEI no.	ZF no.	Description	Q.ty	Notes	12AS2741				
1	109.748	1328 333 010	Synchronizer Cone	1		●				
2	298.146	1328 333 006	Flange GP	1		●				
3	111.373	0730 513 682	Retainer ring	2		●				
4	123.290	1358 332 221	Inside crown support 82 T	1		●				
5	119.274	1358 332 222	Synchronizer ring	1		●				
6	123.289	1328 332 045	Crown Gear 82 T	1		●				
7	119.269	1328 333 005	Synchronizer ring	2		●				
8	154.419	1358 333 012	Sliding Sleeve	1		●				
9	156.125	0732 040 929	Spring De.6x36	6		●				
10	171.069	0730 162 804	Cylinder roller	6		●				
11	298.894	1328 233 001	Synchro Kit	1		●				
12	130.981	0750 118 284	Bearing 100x130x30	1		●				
13	111.402	0630 513 139	Elastic Ring	1		●				
14	111.401	0730 513 745	Lock Ring A=2,50	1		●				
15	109.749	1328 333 009	Synchronizer Cone	1		●				
16	154.488	1328 304 068	Sliding Sleeve	1		●				
17	111.406	0630 502 218	Lock Ring 64x2	1		●				
18	269.794	1358 332 223	Pressure Disc	2		●				
19	157.744	1328 332 030	Sun Gear 23 T	1		●				
20	160.279	7636 038 103	Pin	2		●				
21	190.493	1358 232 201	Planetary Carrier	1	W/Retarder	●				
21	190.430	1328 232 011	Planetary Carrier	1	W/out Retarder	●				
22	107.236	1328 332 041	Planetary pin	5		●				
23	269.009	0730 109 323	Spacer Ring	10		●				
24	171.062	0750 119 116	Needle 10x16,80 (140 pcs)	140		●				
25	269.647	0730 109 640	Thrust Washer T.9,00 mm	5		●				
26	298.248	1328 232 006	Planetary Gear Set	1		●				
27	244.191	6085 301 217	Gear 57 T	1	W/Retarder	●				
28	130.245	0750 116 394	Bearing 90x160x30	1		●				
29	197.258	1314 332 054	Output Flange	1		●				
30		1329 306 008	Fork	1		●				
31		1329 306 007	Fork	1		●				
32	141.215	1328 312 005	Sliding Pad	2		●				
33	141.214	1328 334 004	Sliding Pad	2		●				
34	128.328	1328 331 002	Cover	1		●				
35	139.633	0734 319 459	Seal Ring	1		●				

AS TRONIC
12AS2741

Date 04/2016 Notes _____

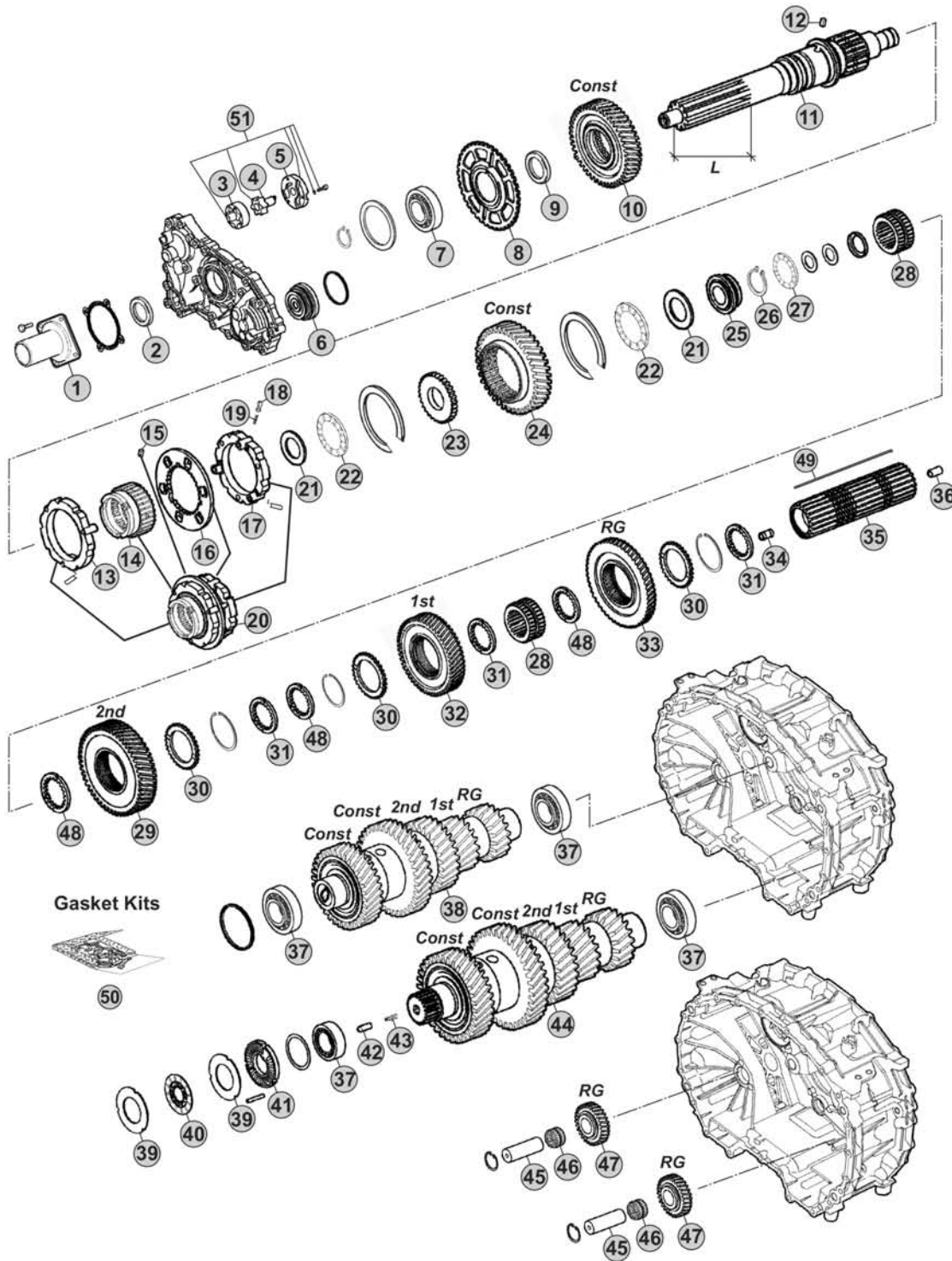


MODELS:

- AS TRONIC

VERSIONS:

- 12AS2940 (1329 xxx xxx)



Notes

12AS2940 R. 12,29-0,78

Our spare parts are not the originals but interchangeable with the originals ones. All original equipment manufacturers' numbers, pictures and models used in this catalogue are for reference only. Our products bear our trade-mark.

Our spare parts are not the originals but interchangeable with the originals ones. All original equipment manufacturers' numbers, pictures and models used in this catalogue are for reference only. Our products bear our trade-mark.

Fig.	CEI no.	ZF no.	Description	Q.ty	Notes	12AS2940				
1	128.327	1328 302 202	Front cover	1		●				
2	139.966	0734 319 847	Oil Seal 55x70x8	1		●				
3	189.678	1315 303 027	Rotor	1		●				
4	189.679	1314 202 039	Oil Pump Shaft	1		●				
5	189.728	1314 302 138	Oil Pump Cover	1		●				
6	188.272	1328 202 024	Piston	1		●				
7	130.823	0750 116 365	Bearing 65x120x23	1		●				
8	126.032	1328 302 024	Speedometer Gear	1		●				
9	269.320	0730 110 392	Thrust Washer	1		●				
10	244.308	1329 302 003	Constant Gear	1		●				
11	102.705	1329 302 014	Input Shaft	1		●				
11	102.706	1329 302 010	Input Shaft	1		●				
12	160.261	1328 302 072	Lock Pin	1		●				
13	119.272	1328 202 046	Synchronizer Ring	1		●				
14	154.422	1328 302 064	Sliding Sleeve	1		●				
15	160.261	1328 302 072	Lock Pin	1		●				
16	135.189	1328 302 132	Plate	1		●				
17	119.273	1328 202 048	Synchronizer Ring	1		●				
18	171.063	0635 470 046	Needle	3		●				
19	156.037	0732 040 385	Outer Spring De.6x34	3		●				
20	196.371	1328 298 001	Synchronizer Assy	1		●				
21	269.322	0730 111 066	Washer	2		●				
22	137.316	0735 301 274	Needle 43x73x8	2		●				
23	269.205	1328 302 061	Washer	1		●				
24	244.305	1329 304 011	Constant Gear	1		●				
25	111.377	1328 302 075	Ring	1		●				
26	139.863	0730 513 641	Retaining Ring T.2,00	1		●				
27	137.376	0735 321 381	Needle 30x52x7,5 mm	1		●				
28	155.246	1328 304 064	Sliding Hub	2		●				
29	244.306	1329 304 010	Gear 2nd Speed	1		●				
30	269.175	1314 304 119	Follower ring outer	3		●				
31	269.176	1314 304 008	Follower ring inner Th.7,00 mm	3		●				
32	244.307	1329 304 007	Gear 1st Speed	1		●				
33	244.060	1328 304 061	Reverse Gear 50 T	1		●				
34	189.729	1314 304 097	Oil Tube	1		●				
35	103.304	1329 304 012	Main Shaft	1		●				
36	189.730	1314 332 043	Oil Tube	1		●				
37	130.993	0750 117 640	Bearing 50x90x28	4		●				
38	190.548	1329 203 013	Countershaft Assy	1		●				
39	269.178	1314 303 077	Clutch disc	4		●				
40	269.796	0501 214 822	Clutch Disc	2		●				
41	128.226	1328 302 118	Cover	1		●				
42	160.303	0731 208 242	Pin	1		●				

AS TRONIC
12AS2940

Date

04/2016

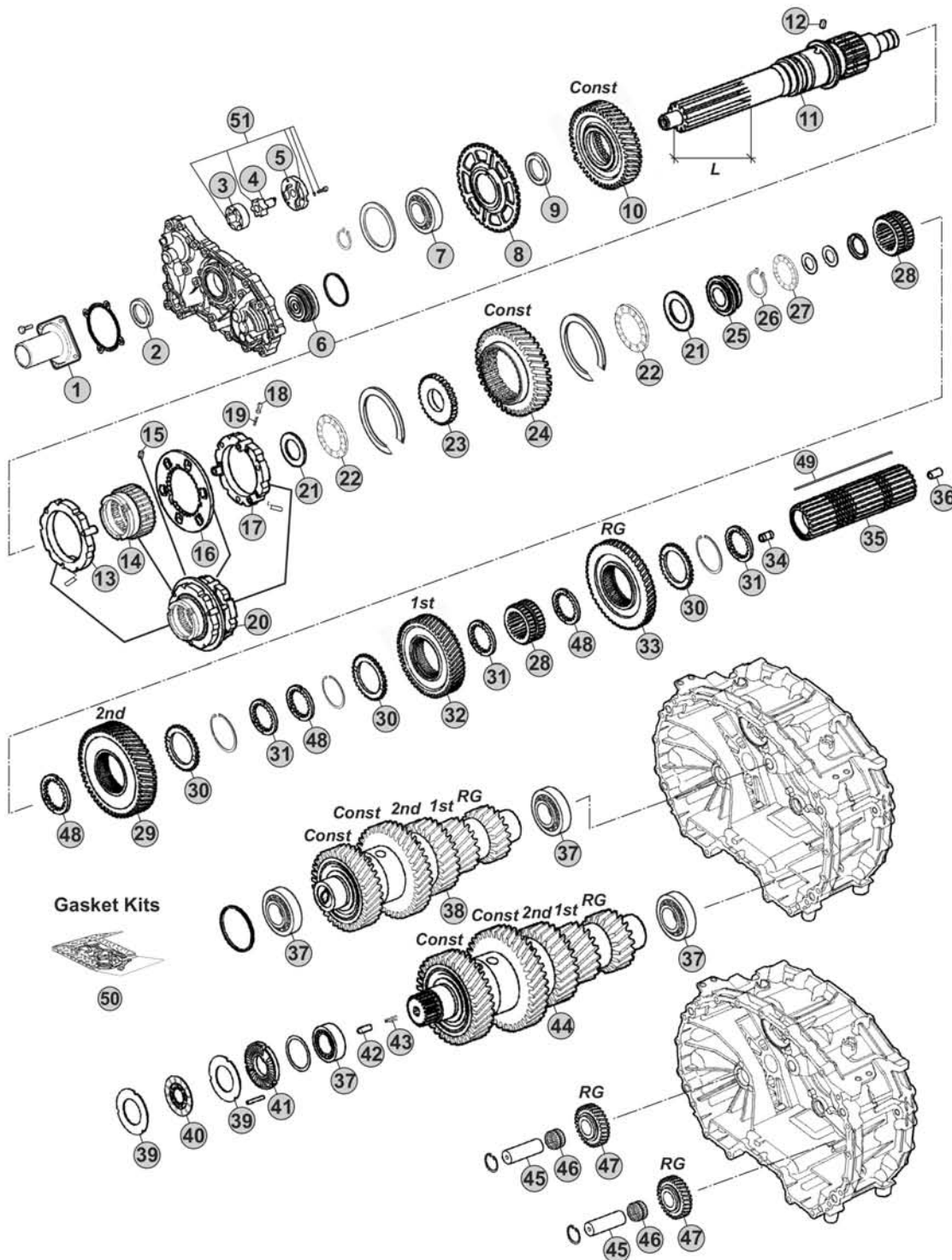
Notes

MODELS:

- AS TRONIC

VERSIONS:

- 12AS2940 (1329 xxx xxx)



Notes

12AS2940 R. 12,29-0,78

Our spare parts are not the originals but interchangeable with the originals ones. All original equipment manufacturers' numbers, pictures and models used in this catalogue are for reference only. Our products bear our trade-mark.

Our spare parts are not the originals but interchangeable with the originals ones. All original equipment manufacturers' numbers, pictures and models used in this catalogue are for reference only. Our products bear our trade-mark.

Fig.	CEI no.	ZF no.	Description	Q.ty	Notes	12AS2940				
43	156.212	0732 042 766	Spring	1		●				
44	190.549	1329 203 014	Countershaft Assy	1		●				
45	107.269	1328 305 007	Reverse Shaft	2		●				
46	137.808	0735 321 454	Needle Cage	2		●				
47	147.302	1328 305 014	Reverse Gear 29 T	2		●				
48	269.176	1314 304 008	Follower ring inner Th.7,00 mm	3		●				
48	269.354	1327 304 033	Spacer Th 7,05 mm	3		●				
48	269.355	1327 304 034	Spacer Th.7,10 mm	3		●				
48	269.356	1327 304 035	Spacer Th.7,15 mm	3		●				
48	269.357	1327 304 036	Spacer Th.7,20 mm	3		●				
49	189.736	1329 304 006	Key	1		●				
50	298.158	1327 298 001	Gasket Kit	1		●				
51	280.823	1314 202 055	Oil Pump Kit	1		●				

AS TRONIC
12AS2940

Date 04/2016 Notes _____

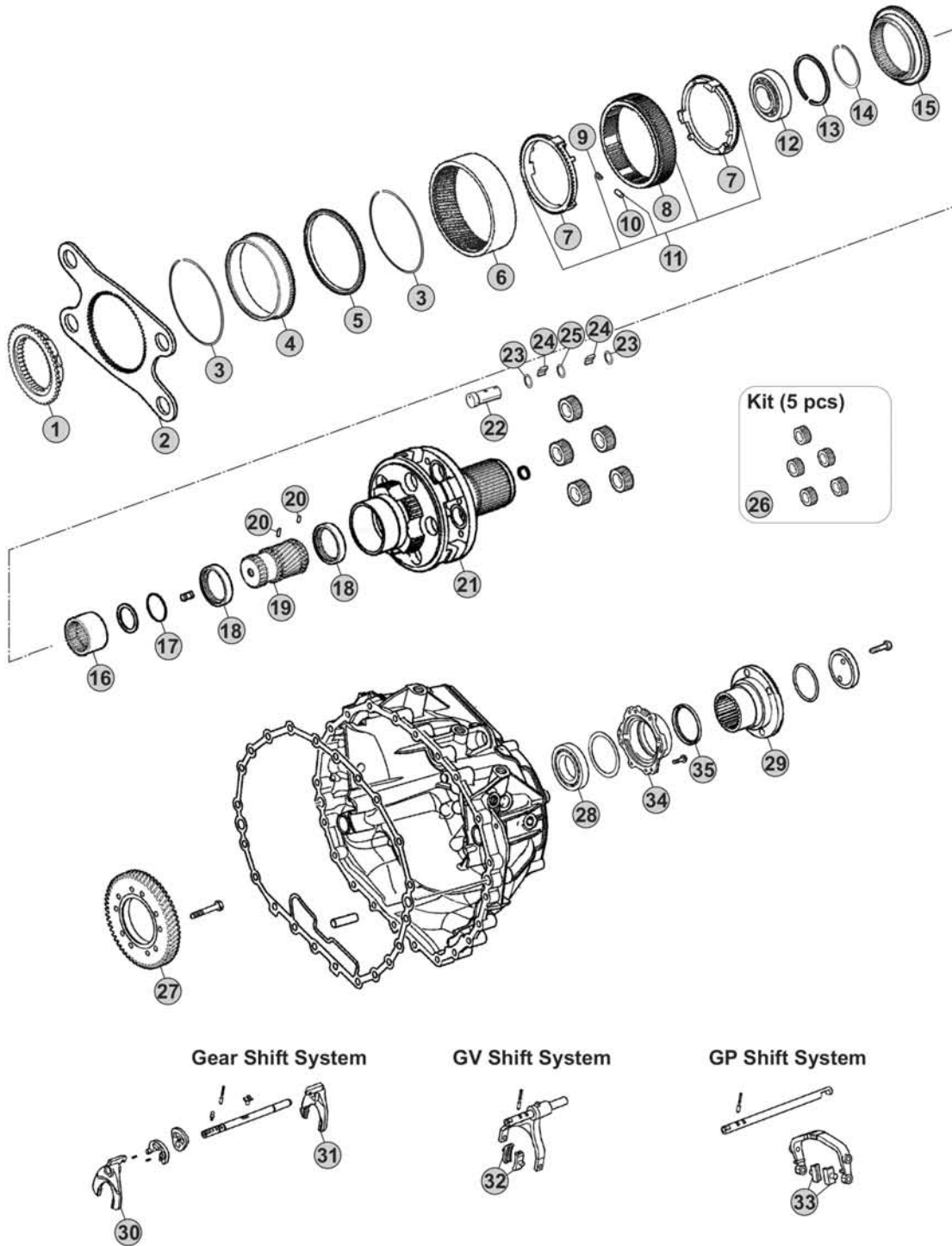


MODELS:

- AS TRONIC

VERSIONS:

- 12AS2940 (1329 xxx xxx)



Notes

12AS2940 R. 12,29-0,78

Our spare parts are not the originals but interchangeable with the originals ones. All original equipment manufacturers' numbers, pictures and models used in this catalogue are for reference only. Our products bear our trade-mark.

Fig.	CEI no.	ZF no.	Description	Q.ty	Notes	12AS2940			
1	109.748	1328 333 010	Synchronizer Cone	1		●			
2	298.146	1328 333 006	Flange GP	1		●			
3	111.373	0730 513 682	Retainer ring	2		●			
4	123.290	1358 332 221	Inside crown support 82 T	1		●			
5	119.274	1358 332 222	Synchronizer ring	1		●			
6	123.289	1328 332 045	Crown Gear 82 T	1		●			
7	119.269	1328 333 005	Synchronizer ring	2		●			
8	154.419	1358 333 012	Sliding Sleeve	1		●			
9	156.125	0732 040 929	Spring De.6x36	6		●			
10	171.069	0730 162 804	Cylinder roller	6		●			
11	298.894	1328 233 001	Synchro Kit	1		●			
12	130.981	0750 118 284	Bearing 100x130x30	1		●			
13	111.402	0630 513 139	Elastic Ring	1		●			
14	111.401	0730 513 745	Lock Ring A=2,50	1		●			
15	109.749	1328 333 009	Synchronizer Cone	1		●			
16	154.488	1328 304 068	Sliding Sleeve	1		●			
17	111.406	0630 502 218	Lock Ring 64x2	1		●			
18	269.794	1358 332 223	Pressure Disc	2		●			
19	157.744	1328 332 030	Sun Gear 23 T	1		●			
20	160.279	7636 038 103	Pin	2		●			
21	190.493	1358 232 201	Planetary Carrier	1	W/Retarder	●			
21	190.430	1328 232 011	Planetary Carrier	1	W/out Retarder	●			
22	107.236	1328 332 041	Planetary pin	5		●			
23	269.009	0730 109 323	Spacer Ring	10		●			
24	171.062	0750 119 116	Needle 10x16,80 (140 pcs)	140		●			
25	269.647	0730 109 640	Thrust Washer T.9,00 mm	5		●			
26	298.248	1328 232 006	Planetary Gear Set	1		●			
27	244.191	6085 301 217	Gear 57 T	1	W/Retarder	●			
28	130.245	0750 116 394	Bearing 90x160x30	1		●			
29	197.258	1314 332 054	Output Flange	1		●			
30		1329 306 008	Fork	1		●			
31		1329 306 007	Fork	1		●			
32	141.215	1328 312 005	Sliding Pad	2		●			
33	141.214	1328 334 004	Sliding Pad	2		●			
34	128.328	1328 331 002	Cover	1		●			
35	139.633	0734 319 459	Seal Ring	1		●			

AS TRONIC
12AS2940

Date: 04/2016 Notes: _____

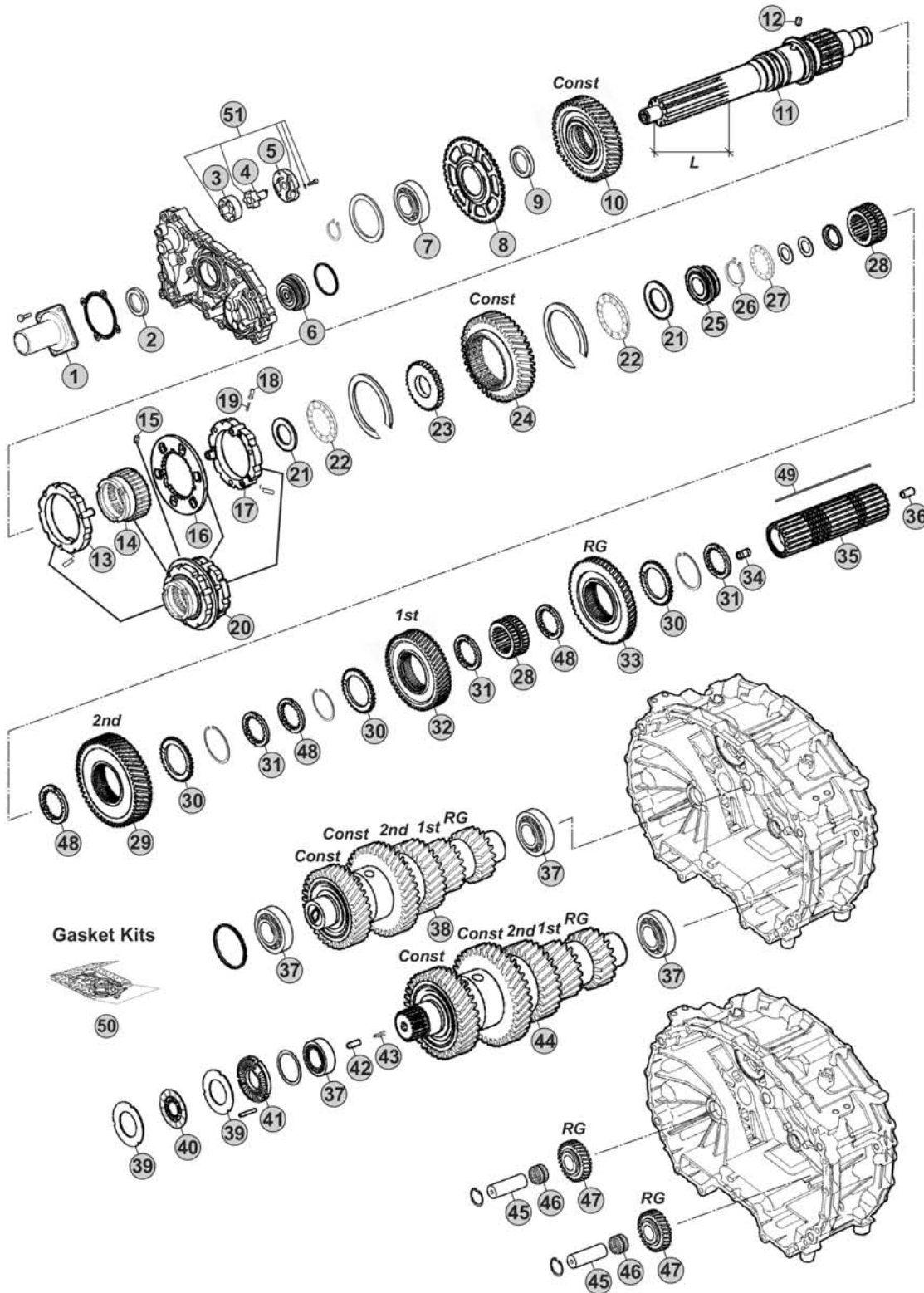


MODELS:

- AS TRONIC

VERSIONS:

- 12AS2941 (1329 xxx xxx)



Notes

12AS2941 R. 12,29-0,78

Our spare parts are not the originals but interchangeable with the originals ones. All original equipment manufacturers' numbers, pictures and models used in this catalogue are for reference only. Our products bear our trade-mark.

Fig.	CEI no.	ZF no.	Description	Q.ty	Notes	12AS2941				
1	128.327	1328 302 202	Front cover	1		●				
2	139.966	0734 319 847	Oil Seal 55x70x8	1		●				
3	189.678	1315 303 027	Rotor	1		●				
4	189.679	1314 202 039	Oil Pump Shaft	1		●				
5	189.728	1314 302 138	Oil Pump Cover	1		●				
6	188.272	1328 202 024	Piston	1		●				
7	130.823	0750 116 365	Bearing 65x120x23	1		●				
8	126.032	1328 302 024	Speedometer Gear	1		●				
9	269.320	0730 110 392	Thrust Washer	1		●				
10	244.308	1329 302 003	Constant Gear	1		●				
11	102.705	1329 302 014	Input Shaft	1		●				
12	160.261	1328 302 072	Lock Pin	1		●				
13	119.272	1328 202 046	Synchronizer Ring	1		●				
14	154.422	1328 302 064	Sliding Sleeve	1		●				
15	160.261	1328 302 072	Lock Pin	1		●				
16	135.189	1328 302 132	Plate	1		●				
17	119.273	1328 202 048	Synchronizer Ring	1		●				
18	171.063	0635 470 046	Needle	3		●				
19	156.037	0732 040 385	Outer Spring De.6x34	3		●				
20	196.371	1328 298 001	Synchronizer Assy	1		●				
21	269.322	0730 111 066	Washer	2		●				
22	137.316	0735 301 274	Needle 43x73x8	2		●				
23	269.205	1328 302 061	Washer	1		●				
24	244.305	1329 304 011	Constant Gear	1		●				
25	111.377	1328 302 075	Ring	1		●				
26	139.863	0730 513 641	Retaining Ring T.2,00	1		●				
27	137.376	0735 321 381	Needle 30x52x7,5 mm	1		●				
28	155.246	1328 304 064	Sliding Hub	2		●				
29	244.306	1329 304 010	Gear 2nd Speed	1		●				
30	269.175	1314 304 119	Follower ring outer	3		●				
31	269.176	1314 304 008	Follower ring inner Th.7,00 mm	3		●				
32	244.307	1329 304 007	Gear 1st Speed	1		●				
33	244.060	1328 304 061	Reverse Gear 50 T	1		●				
34	189.729	1314 304 097	Oil Tube	1		●				
35	103.304	1329 304 012	Main Shaft	1		●				
36	189.730	1314 332 043	Oil Tube	1		●				
37	130.993	0750 117 640	Bearing 50x90x28	4		●				
38	190.548	1329 203 013	Countershaft Assy	1		●				
39	269.178	1314 303 077	Clutch disc	4		●				
40	269.796	0501 214 822	Clutch Disc	2		●				
41	128.226	1328 302 118	Cover	1		●				
42	160.303	0731 208 242	Pin	1		●				
43	156.212	0732 042 766	Spring	1		●				

AS TRONIC
12AS2941

Date

04/2016

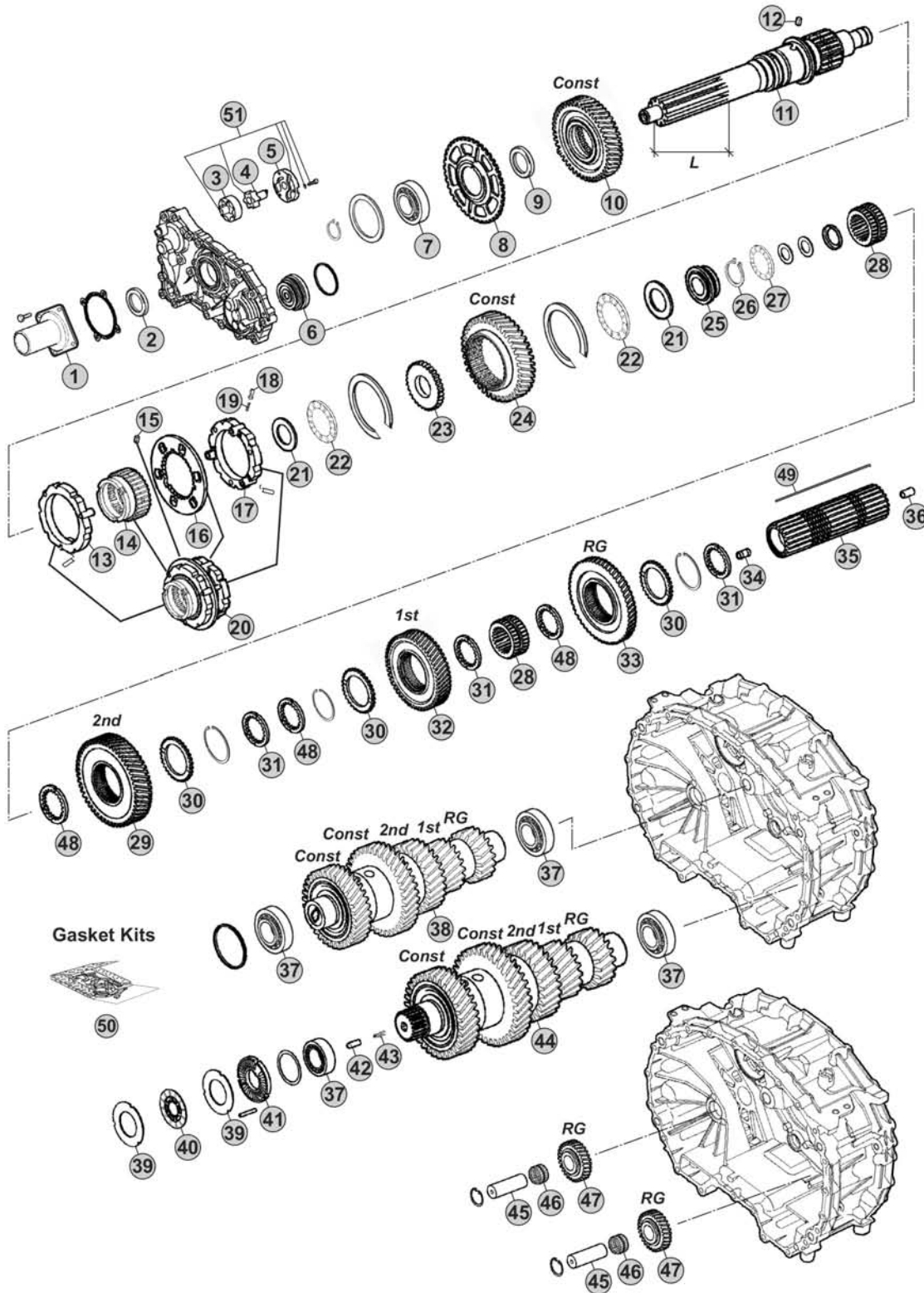
Notes

MODELS:

- AS TRONIC

VERSIONS:

- 12AS2941 (1329 xxx xxx)



Notes

12AS2941 R. 12,29-0,78

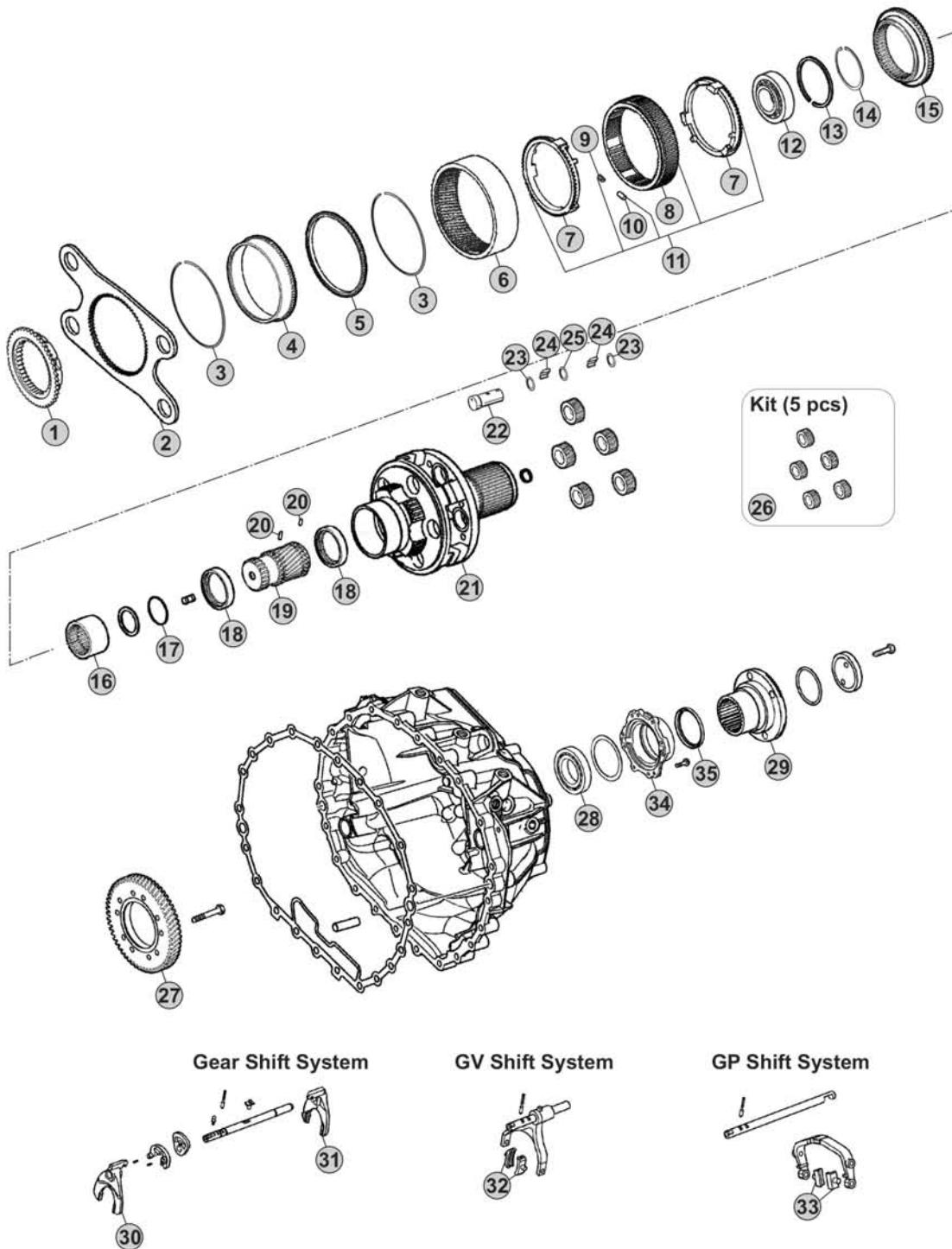
Our spare parts are not the originals but interchangeable with the originals ones. All original equipment manufacturers' numbers, pictures and models used in this catalogue are for reference only. Our products bear our trade-mark.

MODELS:

- AS TRONIC

VERSIONS:

- 12AS2941 (1329 xxx xxx)



Our spare parts are not the originals but interchangeable with the originals ones. All original equipment manufacturers' numbers, pictures and models used in this catalogue are for reference only. Our products bear our trade-mark.

Notes

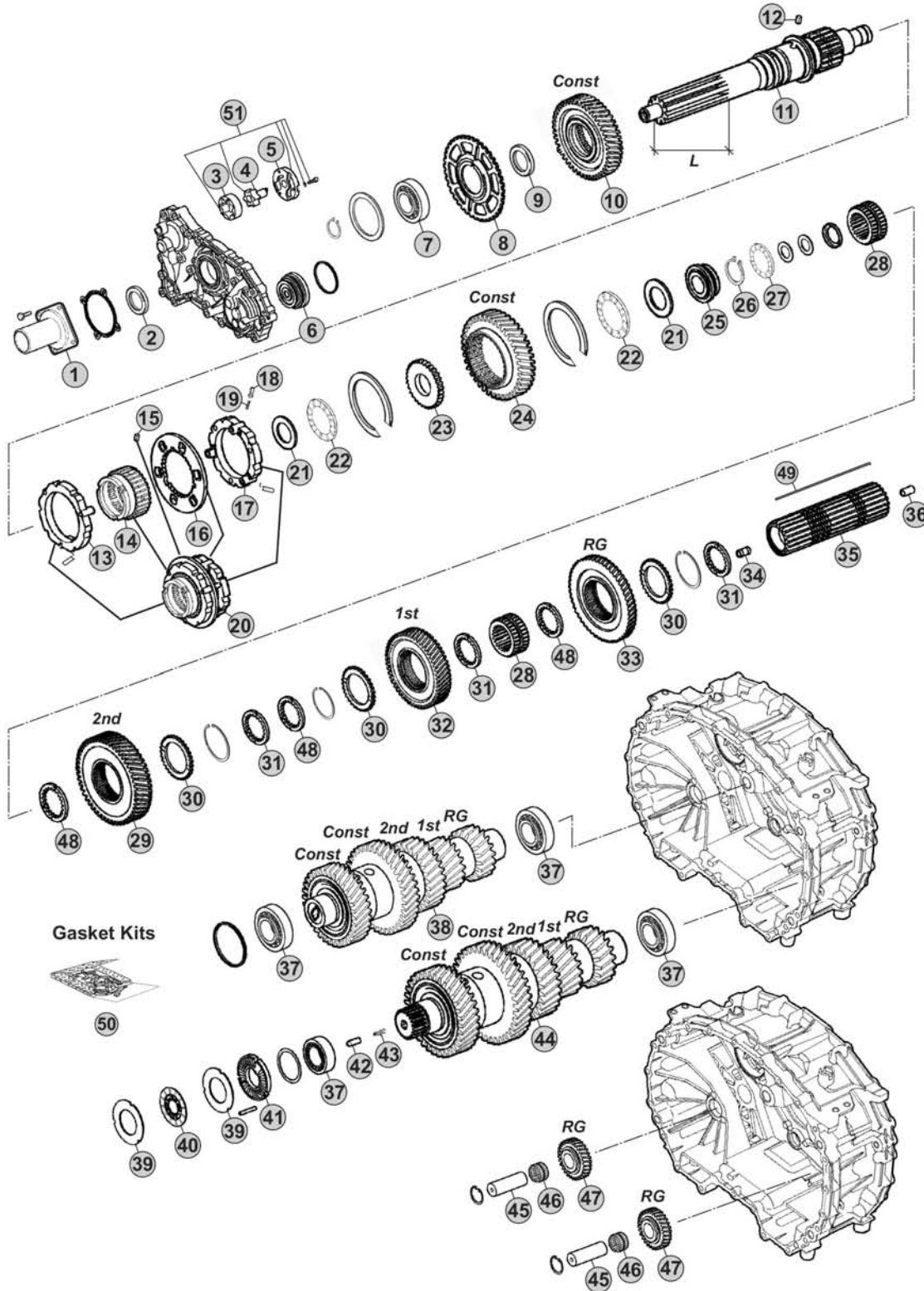
12AS2941 R. 12,29-0,78

MODELS:

- AS TRONIC

VERSIONS:

- 12AS3001 (1329 xxx xxx)



Notes

(A) R. 12,29-0,78

(B) R. 15,86-1,00

Our spare parts are not the originals but interchangeable with the originals ones. All original equipment manufacturers' numbers, pictures and models used in this catalogue are for reference only. Our products bear our trade-mark.

Our spare parts are not the originals but interchangeable with the originals ones. All original equipment manufacturers' numbers, pictures and models used in this catalogue are for reference only. Our products bear our trade-mark.

Fig.	CEI no.	ZF no.	Description	Q.ty	Notes	12AS3001			
1	128.327	1328 302 202	Front cover	1		●			
2	139.966	0734 319 847	Oil Seal 55x70x8	1		●			
3	189.678	1315 303 027	Rotor	1		●			
4	189.679	1314 202 039	Oil Pump Shaft	1		●			
5	189.728	1314 302 138	Oil Pump Cover	1		●			
6	188.272	1328 202 024	Piston	1		●			
7	130.823	0750 116 365	Bearing 65x120x23	1		●			
8	126.032	1328 302 024	Speedometer Gear	1		●			
9	269.320	0730 110 392	Thrust Washer	1		●			
10	244.308	1329 302 003	Constant Gear	1	(A)	●			
10	244.304	1329 302 002	Constant Gear	1	(B)	●			
11	102.706	1329 302 010	Input Shaft	1		●			
11	102.705	1329 302 014	Input Shaft	1		●			
12	160.261	1328 302 072	Lock Pin	1		●			
13	119.272	1328 202 046	Synchronizer Ring	1		●			
14	154.422	1328 302 064	Sliding Sleeve	1		●			
15	160.261	1328 302 072	Lock Pin	1		●			
16	135.189	1328 302 132	Plate	1		●			
17	119.273	1328 202 048	Synchronizer Ring	1	(A)	●			
17	119.286	1328 202 043	Synchronizer Ring	1	(B)	●			
18	171.063	0635 470 046	Needle	3		●			
19	156.037	0732 040 385	Outer Spring De.6x34	3		●			
20	196.371	1328 298 001	Synchronizer Assy	1	(A)	●			
20	196.374	1328 298 002	Synchronizer Assy	1	(B)	●			
21	269.322	0730 111 066	Washer	2		●			
22	137.316	0735 301 274	Needle 43x73x8	2		●			
23	269.205	1328 302 061	Washer	1		●			
24	244.305	1329 304 011	Constant Gear	1		●			
25	111.377	1328 302 075	Ring	1		●			
26	139.863	0730 513 641	Retaining Ring T.2,00	1		●			
27	137.376	0735 321 381	Needle 30x52x7,5 mm	1		●			
28	155.246	1328 304 064	Sliding Hub	2		●			
29	244.306	1329 304 010	Gear 2nd Speed	1		●			
30	269.175	1314 304 119	Follower ring outer	3		●			
31	269.176	1314 304 008	Follower ring inner Th.7,00 mm	3		●			
32	244.307	1329 304 007	Gear 1st Speed	1		●			
33	244.060	1328 304 061	Reverse Gear 50 T	1		●			
34	189.729	1314 304 097	Oil Tube	1		●			
35	103.304	1329 304 012	Main Shaft	1		●			
36	189.730	1314 332 043	Oil Tube	1		●			
37	130.993	0750 117 640	Bearing 50x90x28	4		●			
38	190.548	1329 203 013	Countershaft Assy	1	(A)	●			
38	190.546	1329 203 011	Countershaft Assy	1	(B)	●			

 AS TRONIC
12AS3001

Date

Notes

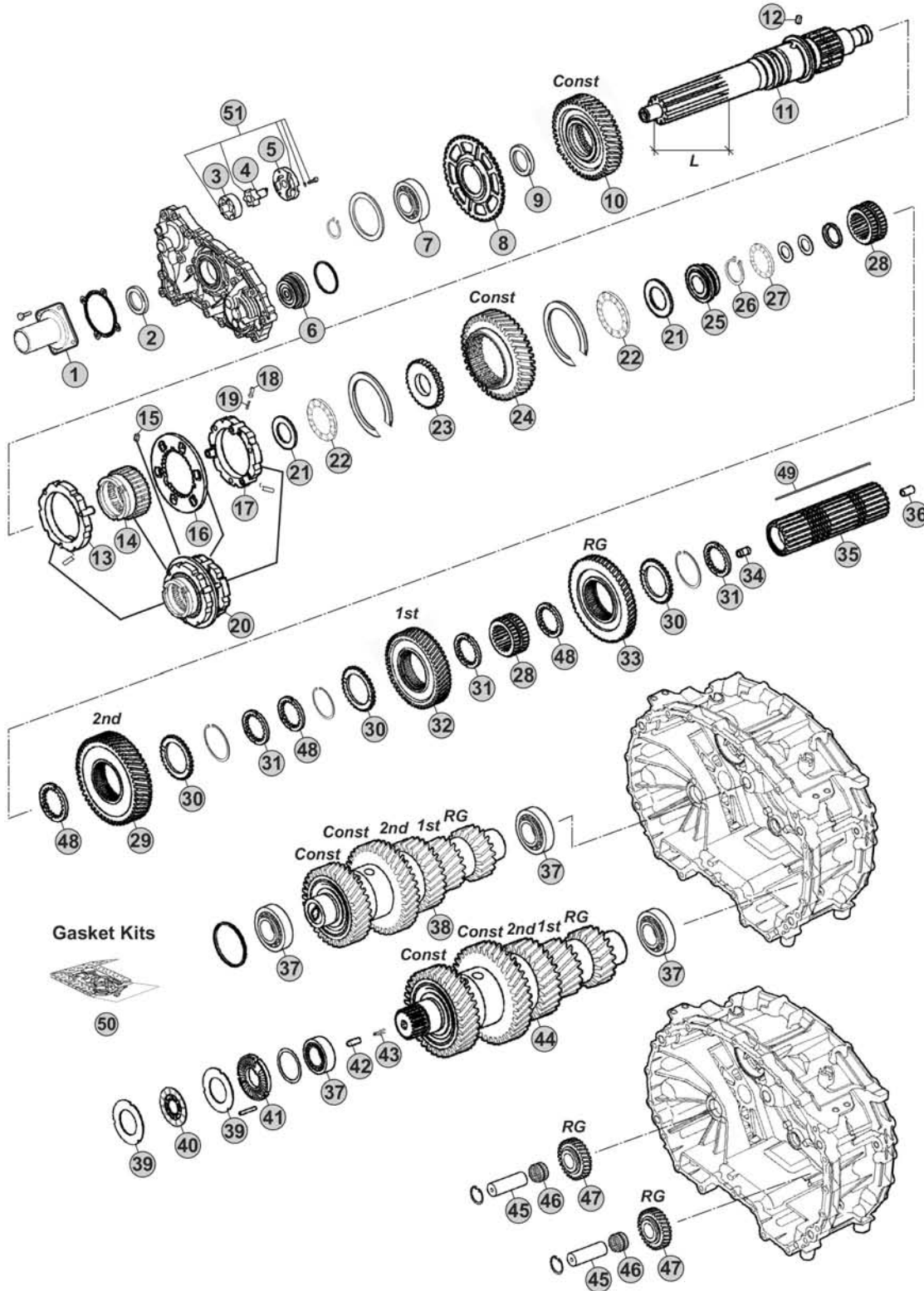
04/2016

MODELS:

- AS TRONIC

VERSIONS:

- 12AS3001 (1329 xxx xxx)



Notes

(A) R. 12,29-0,78

(B) R. 15,86-1,00

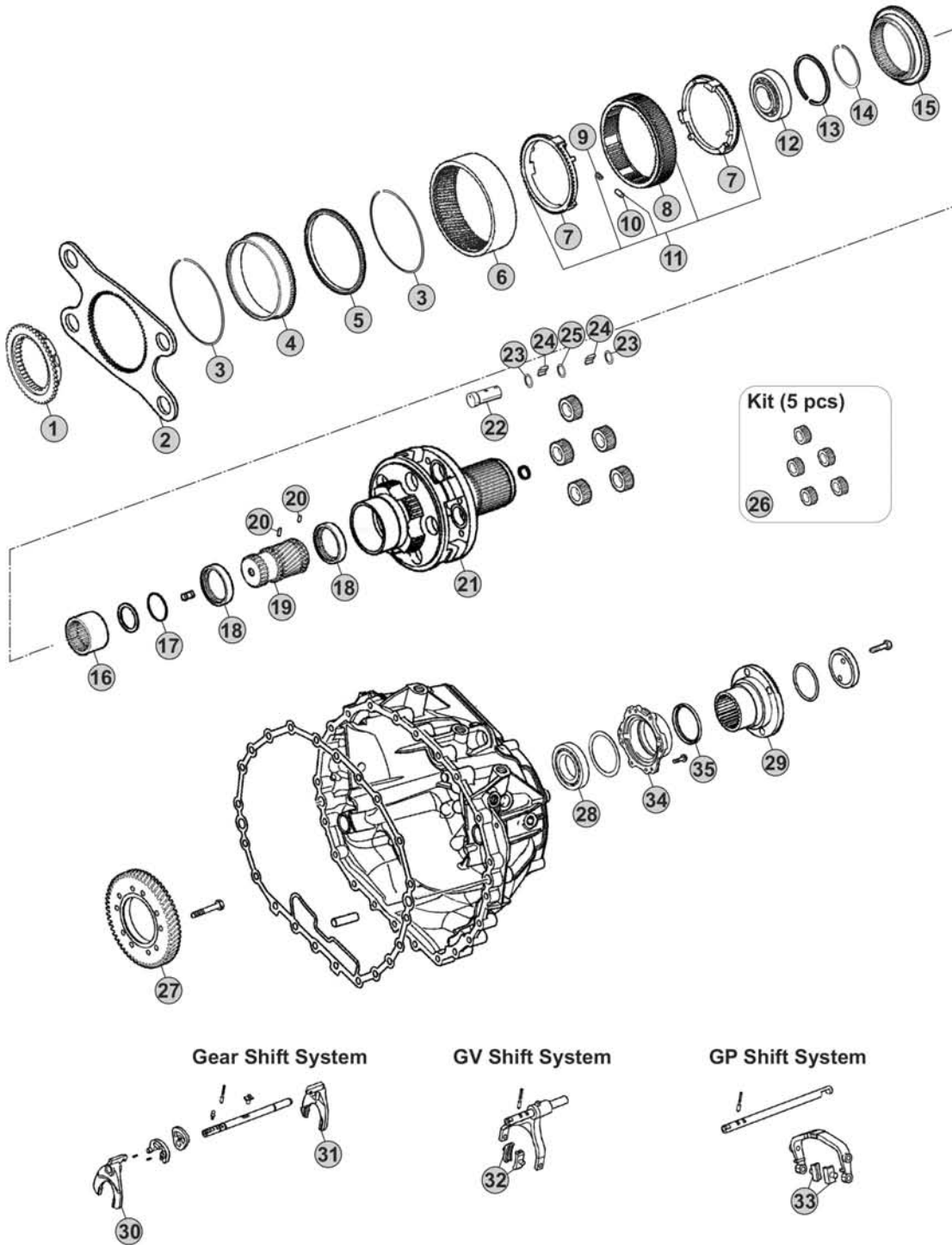
Our spare parts are not the originals but interchangeable with the originals ones. All original equipment manufacturers' numbers, pictures and models used in this catalogue are for reference only. Our products bear our trade-mark.

MODELS:

- AS TRONIC

VERSIONS:

- 12AS3001 (1329 xxx xxx)



Our spare parts are not the originals but interchangeable with the originals ones. All original equipment manufacturers' numbers, pictures and models used in this catalogue are for reference only. Our products bear our trade-mark.

Notes



Our spare parts are not the originals but interchangeable with the originals ones. All original equipment manufacturers' numbers, pictures and models used in this catalogue are for reference only. Our products bear our trade-mark.

Fig.	CEI no.	ZF no.	Description	Q.ty	Notes	12AS3001				
1	109.748	1328 333 010	Synchronizer Cone	1		●				
2	298.146	1328 333 006	Flange GP	1		●				
3	111.373	0730 513 682	Retainer ring	2		●				
4	123.290	1358 332 221	Inside crown support 82 T	1		●				
5	119.274	1358 332 222	Synchronizer ring	1		●				
6	123.289	1328 332 045	Crown Gear 82 T	1		●				
7	119.269	1328 333 005	Synchronizer ring	2		●				
8	154.419	1358 333 012	Sliding Sleeve	1		●				
9	156.125	0732 040 929	Spring De.6x36	6		●				
10	171.069	0730 162 804	Cylinder roller	6		●				
11	298.894	1328 233 001	Synchro Kit	1		●				
12	130.981	0750 118 284	Bearing 100x130x30	1		●				
13	111.402	0630 513 139	Elastic Ring	1		●				
14	111.401	0730 513 745	Lock Ring A=2,50	1		●				
15	109.749	1328 333 009	Synchronizer Cone	1		●				
16	154.488	1328 304 068	Sliding Sleeve	1		●				
17	111.406	0630 502 218	Lock Ring 64x2	1		●				
18	269.794	1358 332 223	Pressure Disc	2		●				
19	157.744	1328 332 030	Sun Gear 23 T	1		●				
20	160.279	7636 038 103	Pin	2		●				
21	190.493	1358 232 201	Planetary Carrier	1	W/Retarder	●				
21	190.430	1328 232 011	Planetary Carrier	1	W/out Retarder	●				
22	107.236	1328 332 041	Planetary pin	5		●				
23	269.009	0730 109 323	Spacer Ring	10		●				
24	171.062	0750 119 116	Needle 10x16,80 (140 pcs)	140		●				
25	269.647	0730 109 640	Thrust Washer T.9,00 mm	5		●				
26	298.248	1328 232 006	Planetary Gear Set	1		●				
27	244.191	6085 301 217	Gear 57 T	1	W/Retarder	●				
28	130.245	0750 116 394	Bearing 90x160x30	1		●				
29	197.258	1314 332 054	Output Flange	1		●				
30		1329 306 008	Fork	1		●				
31		1329 306 007	Fork	1		●				
32	141.215	1328 312 005	Sliding Pad	2		●				
33	141.214	1328 334 004	Sliding Pad	2		●				
34	128.328	1328 331 002	Cover	1		●				
35	139.633	0734 319 459	Seal Ring	1		●				

**AS TRONIC
12AS3001**

Date 04/2016 **Notes** _____

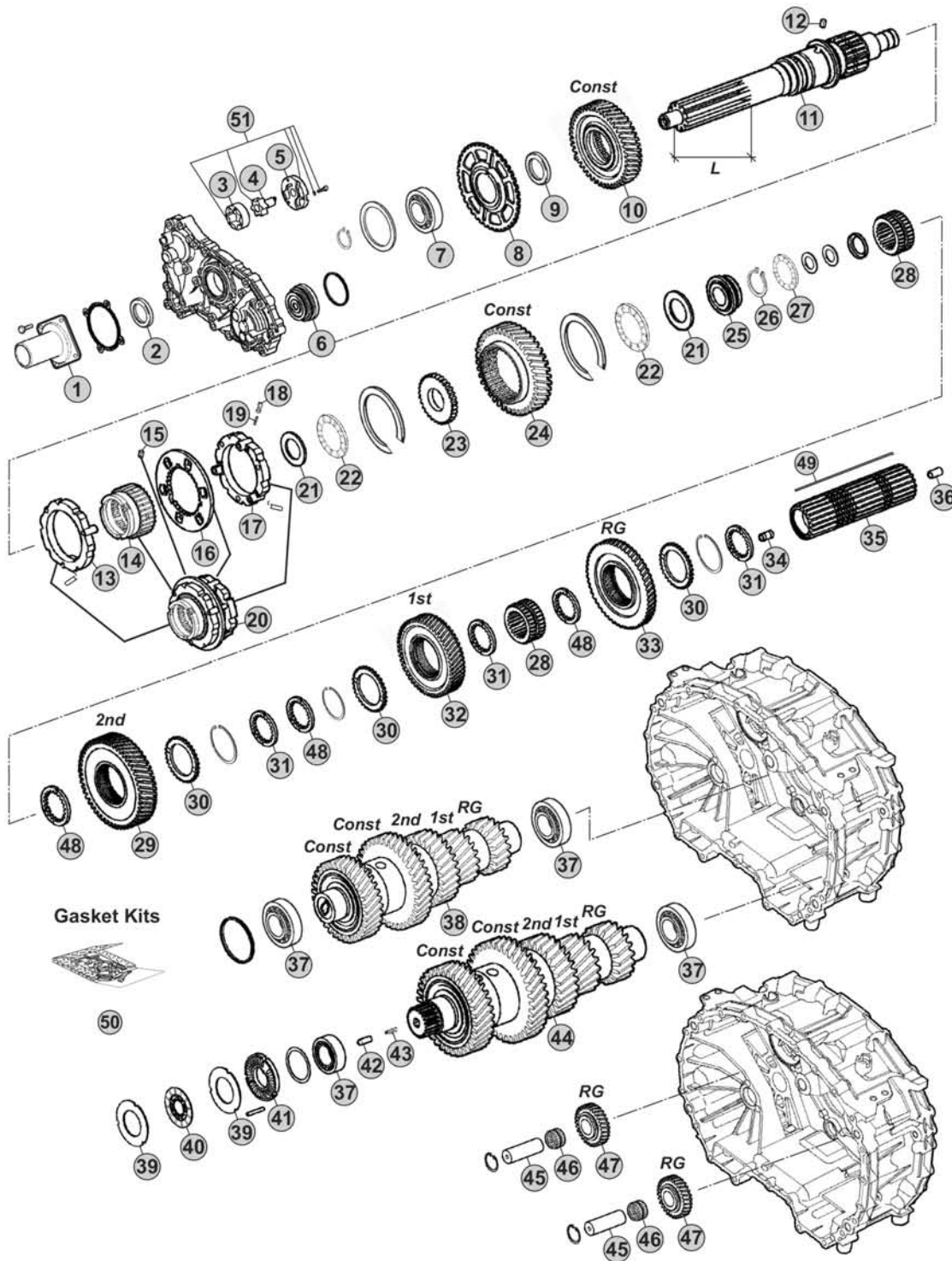


MODELS:

- AS TRONIC

VERSIONS:

- 12AS3140 (1329 xxx xxx)



Notes

12AS3140 R. 12,29-0,78

Our spare parts are not the originals but interchangeable with the originals ones. All original equipment manufacturers' numbers, pictures and models used in this catalogue are for reference only. Our products bear our trade-mark.

Our spare parts are not the originals but interchangeable with the originals ones. All original equipment manufacturers' numbers, pictures and models used in this catalogue are for reference only. Our products bear our trade-mark.

Fig.	CEI no.	ZF no.	Description	Q.ty	Notes	12AS3140				
1	128.327	1328 302 202	Front cover	1		●				
2	139.966	0734 319 847	Oil Seal 55x70x8	1		●				
3	189.678	1315 303 027	Rotor	1		●				
4	189.679	1314 202 039	Oil Pump Shaft	1		●				
5	189.728	1314 302 138	Oil Pump Cover	1		●				
6	188.272	1328 202 024	Piston	1		●				
7	130.823	0750 116 365	Bearing 65x120x23	1		●				
8	126.032	1328 302 024	Speedometer Gear	1		●				
9	269.320	0730 110 392	Thrust Washer	1		●				
10	244.308	1329 302 003	Constant Gear	1		●				
11	102.706	1329 302 010	Input Shaft	1		●				
12	160.261	1328 302 072	Lock Pin	1		●				
13	119.272	1328 202 046	Synchronizer Ring	1		●				
14	154.422	1328 302 064	Sliding Sleeve	1		●				
15	160.261	1328 302 072	Lock Pin	1		●				
16	135.189	1328 302 132	Plate	1		●				
17	119.273	1328 202 048	Synchronizer Ring	1		●				
18	171.063	0635 470 046	Needle	3		●				
19	156.037	0732 040 385	Outer Spring De.6x34	3		●				
20	196.371	1328 298 001	Synchronizer Assy	1		●				
21	269.322	0730 111 066	Washer	2		●				
22	137.316	0735 301 274	Needle 43x73x8	2		●				
23	269.205	1328 302 061	Washer	1		●				
24	244.305	1329 304 011	Constant Gear	1		●				
25	111.377	1328 302 075	Ring	1		●				
26	139.863	0730 513 641	Retaining Ring T.2,00	1		●				
27	137.376	0735 321 381	Needle 30x52x7,5 mm	1		●				
28	155.246	1328 304 064	Sliding Hub	2		●				
29	244.306	1329 304 010	Gear 2nd Speed	1		●				
30	269.175	1314 304 119	Follower ring outer	3		●				
31	269.176	1314 304 008	Follower ring inner Th.7,00 mm	3		●				
32	244.307	1329 304 007	Gear 1st Speed	1		●				
33	244.060	1328 304 061	Reverse Gear 50 T	1		●				
34	189.729	1314 304 097	Oil Tube	1		●				
35	103.304	1329 304 012	Main Shaft	1		●				
36	189.730	1314 332 043	Oil Tube	1		●				
37	130.993	0750 117 640	Bearing 50x90x28	4		●				
38	190.548	1329 203 013	Countershaft Assy	1		●				
39	269.178	1314 303 077	Clutch disc	4		●				
40	269.796	0501 214 822	Clutch Disc	2		●				
41	128.226	1328 302 118	Cover	1		●				
42	160.303	0731 208 242	Pin	1		●				
43	156.212	0732 042 766	Spring	1		●				

AS TRONIC
12AS3140

Date

04/2016

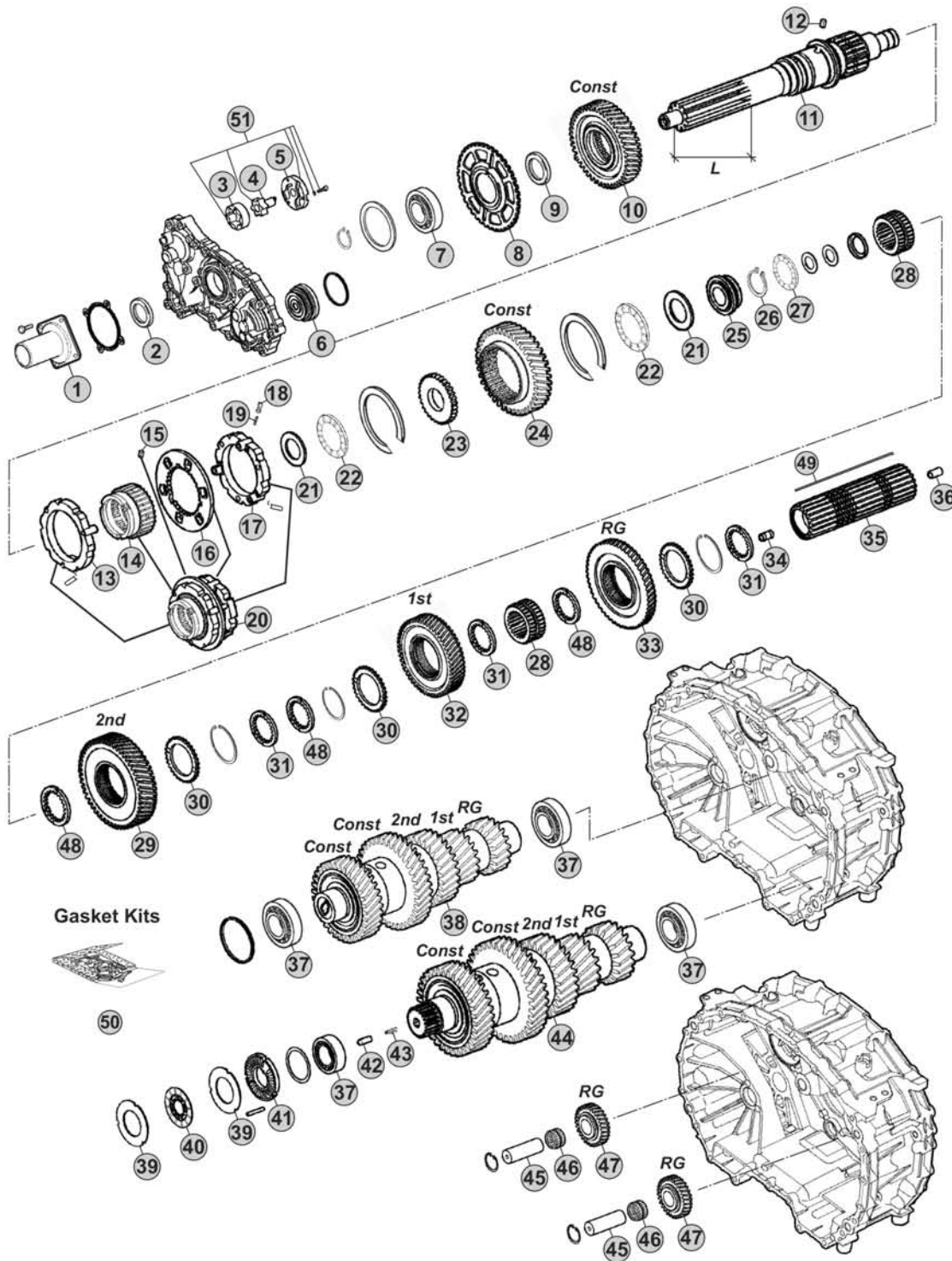
Notes

MODELS:

- AS TRONIC

VERSIONS:

- 12AS3140 (1329 xxx xxx)



Notes

12AS3140 R. 12,29-0,78

Our spare parts are not the originals but interchangeable with the originals ones. All original equipment manufacturers' numbers, pictures and models used in this catalogue are for reference only. Our products bear our trade-mark.

Our spare parts are not the originals but interchangeable with the originals ones. All original equipment manufacturers' numbers, pictures and models used in this catalogue are for reference only. Our products bear our trade-mark.

Fig.	CEI no.	ZF no.	Description	Q.ty	Notes					
44	190.549	1329 203 014	Countershaft Assy	1		●				
45	107.269	1328 305 007	Reverse Shaft	2		●				
46	137.808	0735 321 454	Needle Cage	2		●				
47	147.302	1328 305 014	Reverse Gear 29 T	2		●				
48	269.176	1314 304 008	Follower ring inner Th.7,00 mm	3		●				
48	269.354	1327 304 033	Spacer Th 7,05 mm	3		●				
48	269.355	1327 304 034	Spacer Th.7,10 mm	3		●				
48	269.356	1327 304 035	Spacer Th.7,15 mm	3		●				
48	269.357	1327 304 036	Spacer Th.7,20 mm	3		●				
49	189.736	1329 304 006	Key	1		●				
50	298.158	1327 298 001	Gasket Kit	1		●				
51	280.823	1314 202 055	Oil Pump Kit	1		●				

12AS3140

AS TRONIC
12AS3140

Date 04/2016 Notes _____

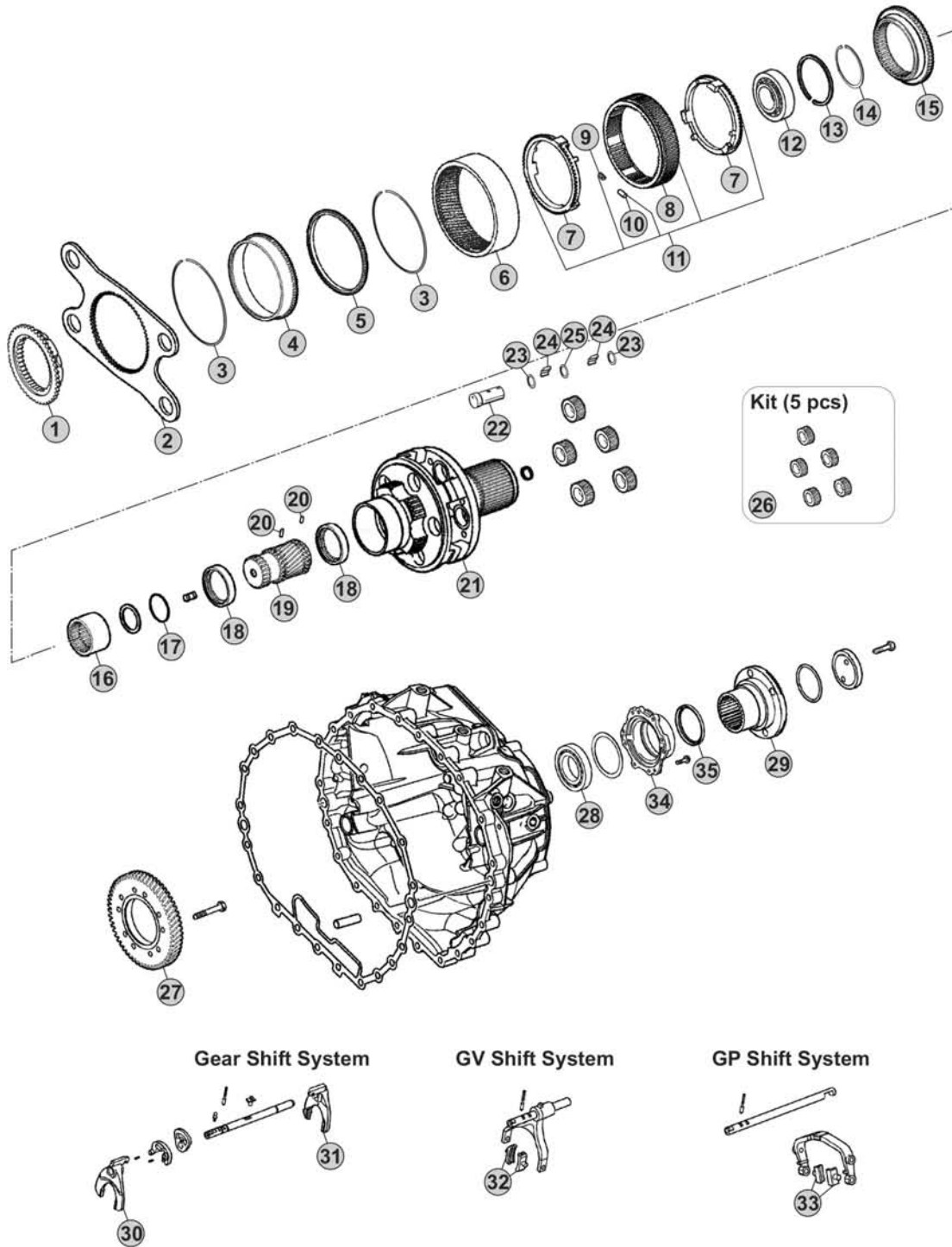


MODELS:

- AS TRONIC

VERSIONS:

- 12AS3140 (1329 xxx xxx)



Our spare parts are not the originals but interchangeable with the originals ones. All original equipment manufacturers' numbers, pictures and models used in this catalogue are for reference only. Our products bear our trade-mark.

Notes

12AS3140 R. 12,29-0,78

Our spare parts are not the originals but interchangeable with the originals ones. All original equipment manufacturers' numbers, pictures and models used in this catalogue are for reference only. Our products bear our trade-mark.

Fig.	CEI no.	ZF no.	Description	Q.ty	Notes	12AS3140			
1	109.748	1328 333 010	Synchronizer Cone	1		●			
2	298.146	1328 333 006	Flange GP	1		●			
3	111.373	0730 513 682	Retainer ring	2		●			
4	123.290	1358 332 221	Inside crown support 82 T	1		●			
5	119.274	1358 332 222	Synchronizer ring	1		●			
6	123.289	1328 332 045	Crown Gear 82 T	1		●			
7	119.269	1328 333 005	Synchronizer ring	2		●			
8	154.419	1358 333 012	Sliding Sleeve	1		●			
9	156.125	0732 040 929	Spring De.6x36	6		●			
10	171.069	0730 162 804	Cylinder roller	6		●			
11	298.894	1328 233 001	Synchro Kit	1		●			
12	130.981	0750 118 284	Bearing 100x130x30	1		●			
13	111.402	0630 513 139	Elastic Ring	1		●			
14	111.401	0730 513 745	Lock Ring A=2,50	1		●			
15	109.749	1328 333 009	Synchronizer Cone	1		●			
16	154.488	1328 304 068	Sliding Sleeve	1		●			
17	111.406	0630 502 218	Lock Ring 64x2	1		●			
18	269.794	1358 332 223	Pressure Disc	2		●			
19	157.744	1328 332 030	Sun Gear 23 T	1		●			
20	160.279	7636 038 103	Pin	2		●			
21	190.493	1358 232 201	Planetary Carrier	1	W/Retarder	●			
21	190.430	1328 232 011	Planetary Carrier	1	W/out Retarder	●			
22	107.236	1328 332 041	Planetary pin	5		●			
23	269.009	0730 109 323	Spacer Ring	10		●			
24	171.062	0750 119 116	Needle 10x16,80 (140 pcs)	140		●			
25	269.647	0730 109 640	Thrust Washer T.9,00 mm	5		●			
26	298.248	1328 232 006	Planetary Gear Set	1		●			
27	244.191	6085 301 217	Gear 57 T	1	W/Retarder	●			
28	130.245	0750 116 394	Bearing 90x160x30	1		●			
29	197.258	1314 332 054	Output Flange	1		●			
30		1329 306 008	Fork	1		●			
31		1329 306 007	Fork	1		●			
32	141.215	1328 312 005	Sliding Pad	2		●			
33	141.214	1328 334 004	Sliding Pad	2		●			
34	128.328	1328 331 002	Cover	1		●			
35	139.633	0734 319 459	Seal Ring	1		●			

AS TRONIC
12AS3140

Date _____ **Notes** _____
 04/2016

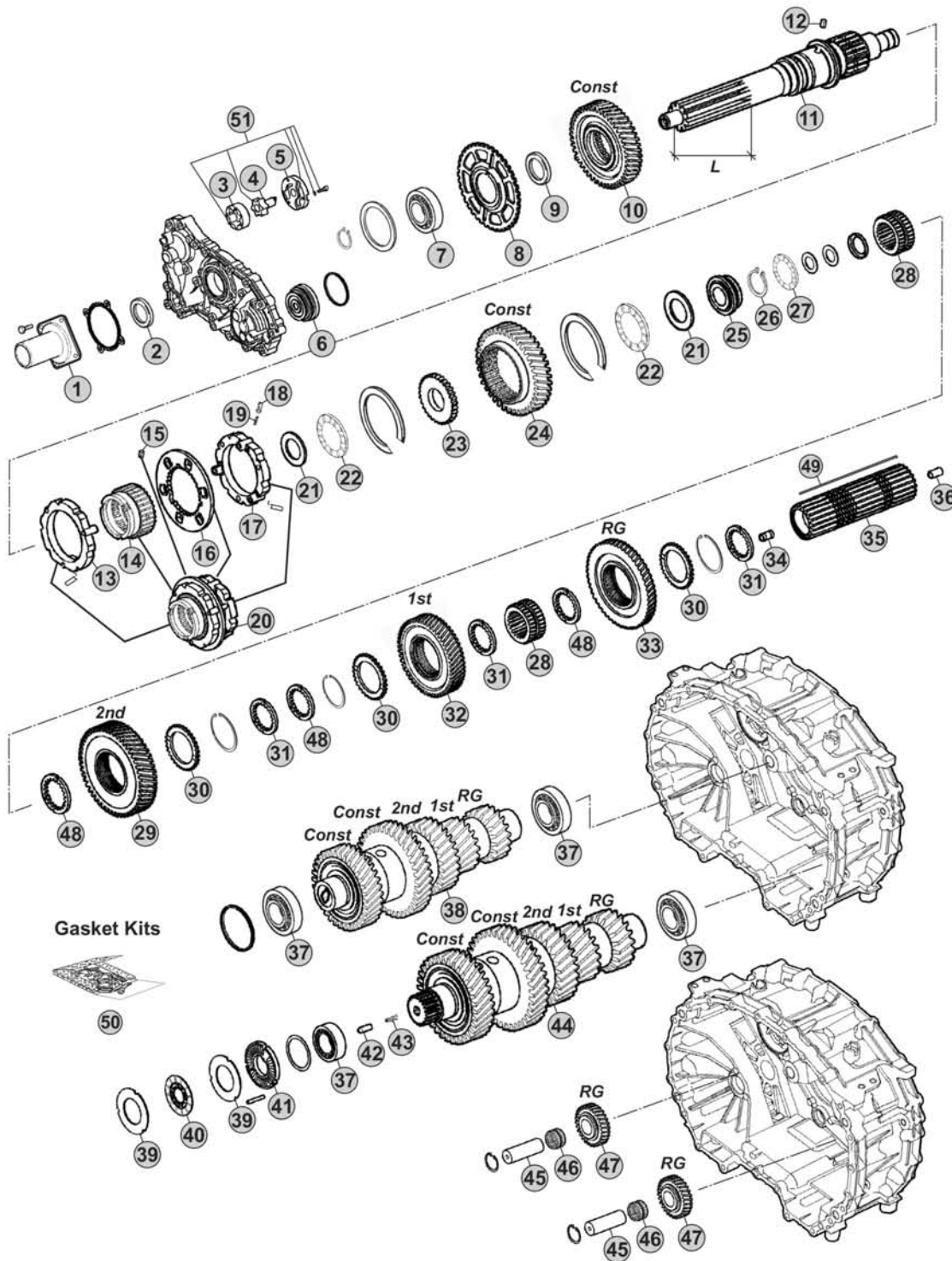


MODELS:

- AS TRONIC

VERSIONS:

- 12AS3141 (1329 xxx xxx)



Notes

12AS3141 R. 12,29-0,78

Our spare parts are not the originals but interchangeable with the originals ones. All original equipment manufacturers' numbers, pictures and models used in this catalogue are for reference only. Our products bear our trade-mark.

Our spare parts are not the originals but interchangeable with the originals ones. All original equipment manufacturers' numbers, pictures and models used in this catalogue are for reference only. Our products bear our trade-mark.

Fig.	CEI no.	ZF no.	Description	Q.ty	Notes	12AS3141			
1	128.327	1328 302 202	Front cover	1		●			
2	139.966	0734 319 847	Oil Seal 55x70x8	1		●			
3	189.678	1315 303 027	Rotor	1		●			
4	189.679	1314 202 039	Oil Pump Shaft	1		●			
5	189.728	1314 302 138	Oil Pump Cover	1		●			
6	188.272	1328 202 024	Piston	1		●			
7	130.823	0750 116 365	Bearing 65x120x23	1		●			
8	126.032	1328 302 024	Speedometer Gear	1		●			
9	269.320	0730 110 392	Thrust Washer	1		●			
10	244.308	1329 302 003	Constant Gear	1		●			
11	102.706	1329 302 010	Input Shaft	1		●			
12	160.261	1328 302 072	Lock Pin	1		●			
13	119.272	1328 202 046	Synchronizer Ring	1		●			
14	154.422	1328 302 064	Sliding Sleeve	1		●			
15	160.261	1328 302 072	Lock Pin	1		●			
16	135.189	1328 302 132	Plate	1		●			
17	119.273	1328 202 048	Synchronizer Ring	1		●			
18	171.063	0635 470 046	Needle	3		●			
19	156.037	0732 040 385	Outer Spring De.6x34	3		●			
20	196.371	1328 298 001	Synchronizer Assy	1		●			
21	269.322	0730 111 066	Washer	2		●			
22	137.316	0735 301 274	Needle 43x73x8	2		●			
23	269.205	1328 302 061	Washer	1		●			
24	244.305	1329 304 011	Constant Gear	1		●			
25	111.377	1328 302 075	Ring	1		●			
26	139.863	0730 513 641	Retaining Ring T.2,00	1		●			
27	137.376	0735 321 381	Needle 30x52x7,5 mm	1		●			
28	155.246	1328 304 064	Sliding Hub	2		●			
29	244.306	1329 304 010	Gear 2nd Speed	1		●			
30	269.175	1314 304 119	Follower ring outer	3		●			
31	269.176	1314 304 008	Follower ring inner Th.7,00 mm	3		●			
32	244.307	1329 304 007	Gear 1st Speed	1		●			
33	244.060	1328 304 061	Reverse Gear 50 T	1		●			
34	189.729	1314 304 097	Oil Tube	1		●			
35	103.304	1329 304 012	Main Shaft	1		●			
36	189.730	1314 332 043	Oil Tube	1		●			
37	130.993	0750 117 640	Bearing 50x90x28	4		●			
38	190.548	1329 203 013	Countershaft Assy	1		●			
39	269.178	1314 303 077	Clutch disc	4		●			
40	269.796	0501 214 822	Clutch Disc	2		●			
41	128.226	1328 302 118	Cover	1		●			
42	160.303	0731 208 242	Pin	1		●			
43	156.212	0732 042 766	Spring	1		●			

AS TRONIC
12AS3141

Date

04/2016

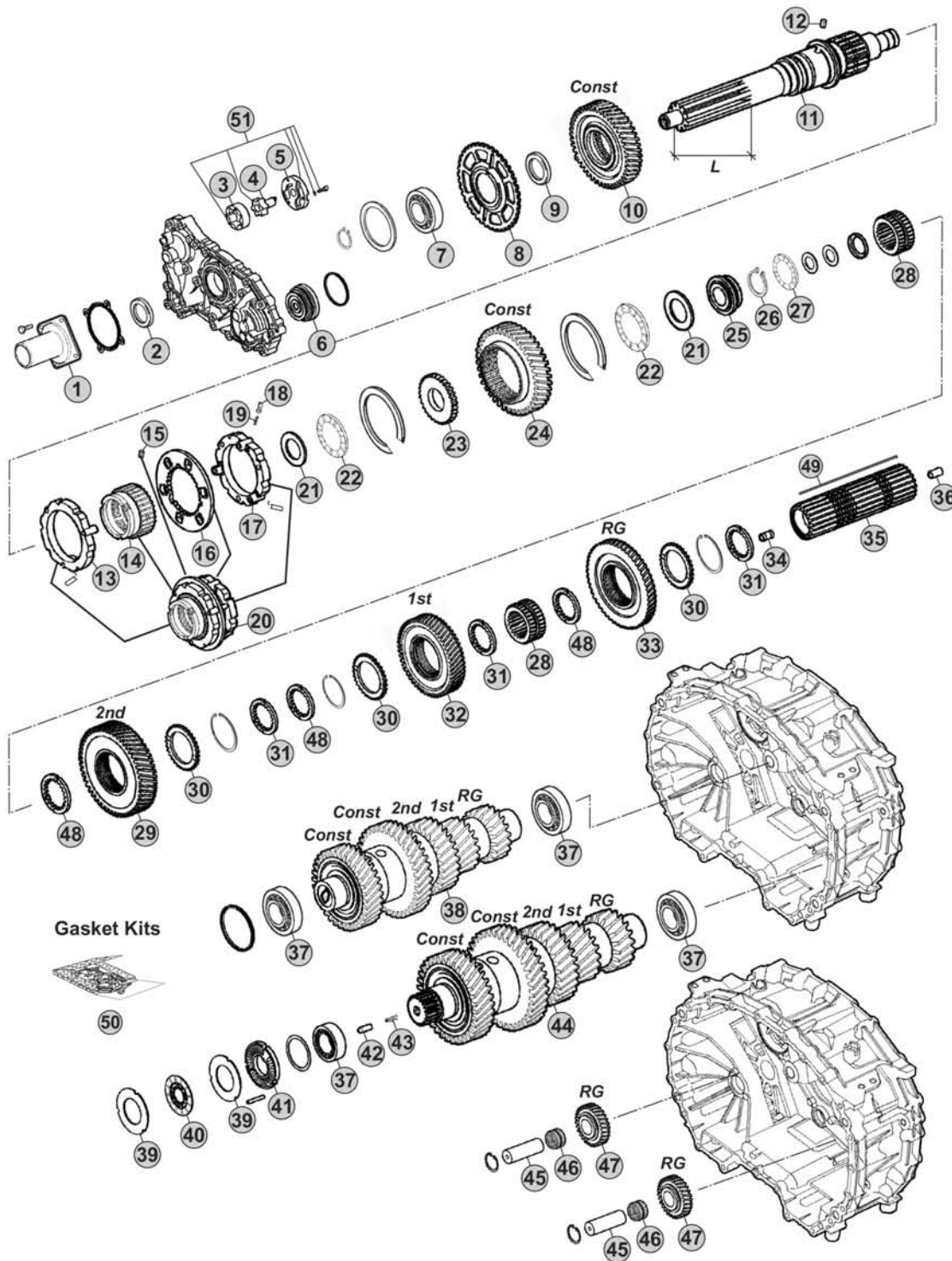
Notes

MODELS:

- AS TRONIC

VERSIONS:

- 12AS3141 (1329 xxx xxx)



Notes

12AS3141 R. 12,29-0,78

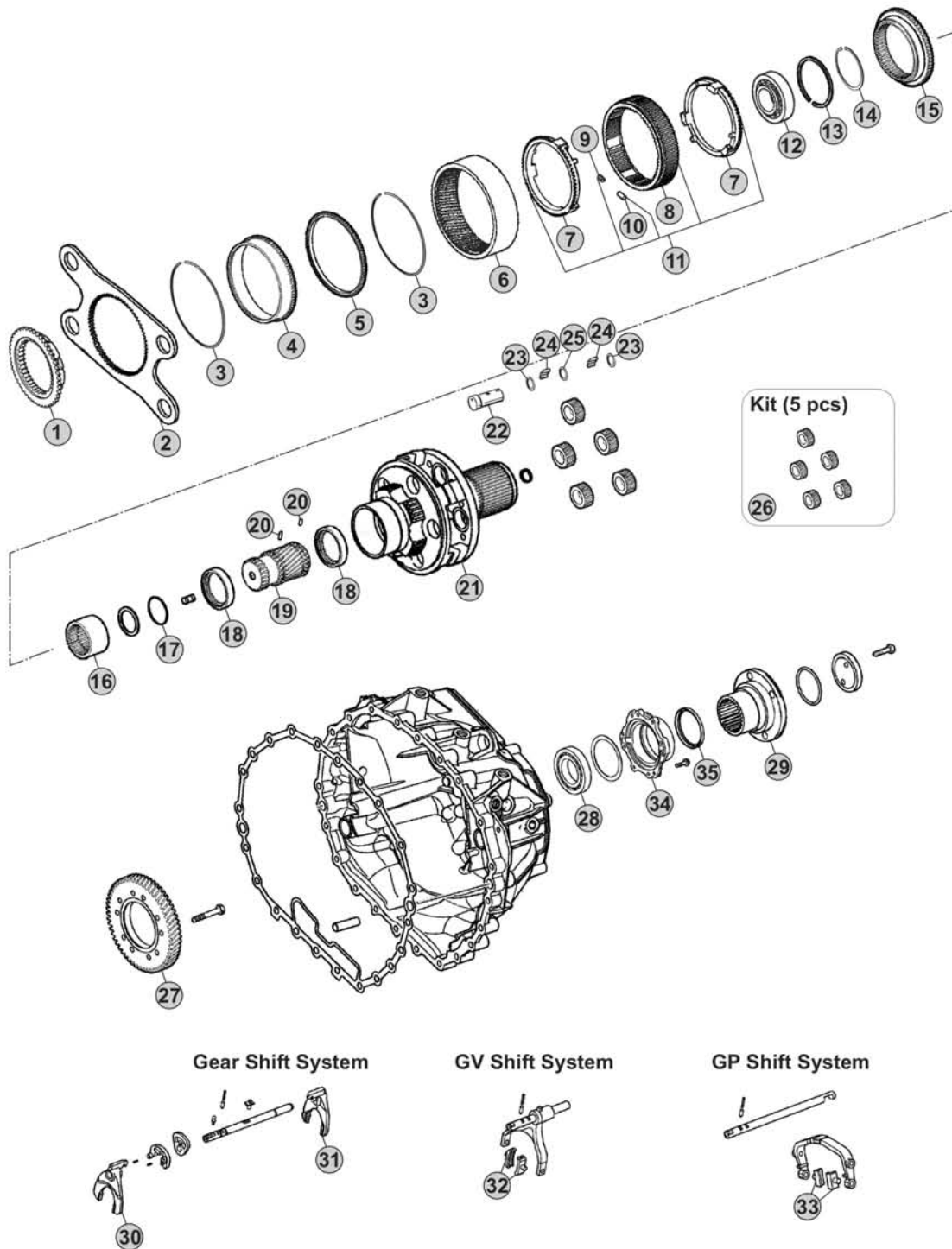
Our spare parts are not the originals but interchangeable with the originals ones. All original equipment manufacturers' numbers, pictures and models used in this catalogue are for reference only. Our products bear our trade-mark.

MODELS:

- AS TRONIC

VERSIONS:

- 12AS3141 (1329 xxx xxx)



Our spare parts are not the originals but interchangeable with the originals ones. All original equipment manufacturers' numbers, pictures and models used in this catalogue are for reference only. Our products bear our trade-mark.

Notes

12AS3141 R. 12,29-0,78

Our spare parts are not the originals but interchangeable with the originals ones. All original equipment manufacturers' numbers, pictures and models used in this catalogue are for reference only. Our products bear our trade-mark.

Fig.	CEI no.	ZF no.	Description	Q.ty	Notes	<i>12AS3141</i>			
1	109.748	1328 333 010	Synchronizer Cone	1		●			
2	298.146	1328 333 006	Flange GP	1		●			
3	111.373	0730 513 682	Retainer ring	2		●			
4	123.290	1358 332 221	Inside crown support 82 T	1		●			
5	119.274	1358 332 222	Synchronizer ring	1		●			
6	123.289	1328 332 045	Crown Gear 82 T	1		●			
7	119.269	1328 333 005	Synchronizer ring	2		●			
8	154.419	1358 333 012	Sliding Sleeve	1		●			
9	156.125	0732 040 929	Spring De.6x36	6		●			
10	171.069	0730 162 804	Cylinder roller	6		●			
11	298.894	1328 233 001	Synchro Kit	1		●			
12	130.981	0750 118 284	Bearing 100x130x30	1		●			
13	111.402	0630 513 139	Elastic Ring	1		●			
14	111.401	0730 513 745	Lock Ring A=2,50	1		●			
15	109.749	1328 333 009	Synchronizer Cone	1		●			
16	154.488	1328 304 068	Sliding Sleeve	1		●			
17	111.406	0630 502 218	Lock Ring 64x2	1		●			
18	269.794	1358 332 223	Pressure Disc	2		●			
19	157.744	1328 332 030	Sun Gear 23 T	1		●			
20	160.279	7636 038 103	Pin	2		●			
21	190.493	1358 232 201	Planetary Carrier	1	W/Retarder	●			
21	190.430	1328 232 011	Planetary Carrier	1	W/out Retarder	●			
22	107.236	1328 332 041	Planetary pin	5		●			
23	269.009	0730 109 323	Spacer Ring	10		●			
24	171.062	0750 119 116	Needle 10x16,80 (140 pcs)	140		●			
25	269.647	0730 109 640	Thrust Washer T.9,00 mm	5		●			
26	298.248	1328 232 006	Planetary Gear Set	1		●			
27	244.191	6085 301 217	Gear 57 T	1	W/Retarder	●			
28	130.245	0750 116 394	Bearing 90x160x30	1		●			
29	197.258	1314 332 054	Output Flange	1		●			
30		1329 306 008	Fork	1		●			
31		1329 306 007	Fork	1		●			
32	141.215	1328 312 005	Sliding Pad	2		●			
33	141.214	1328 334 004	Sliding Pad	2		●			
34	128.328	1328 331 002	Cover	1		●			
35	139.633	0734 319 459	Seal Ring	1		●			

AS TRONIC
12AS3141

Date 04/2016 Notes _____

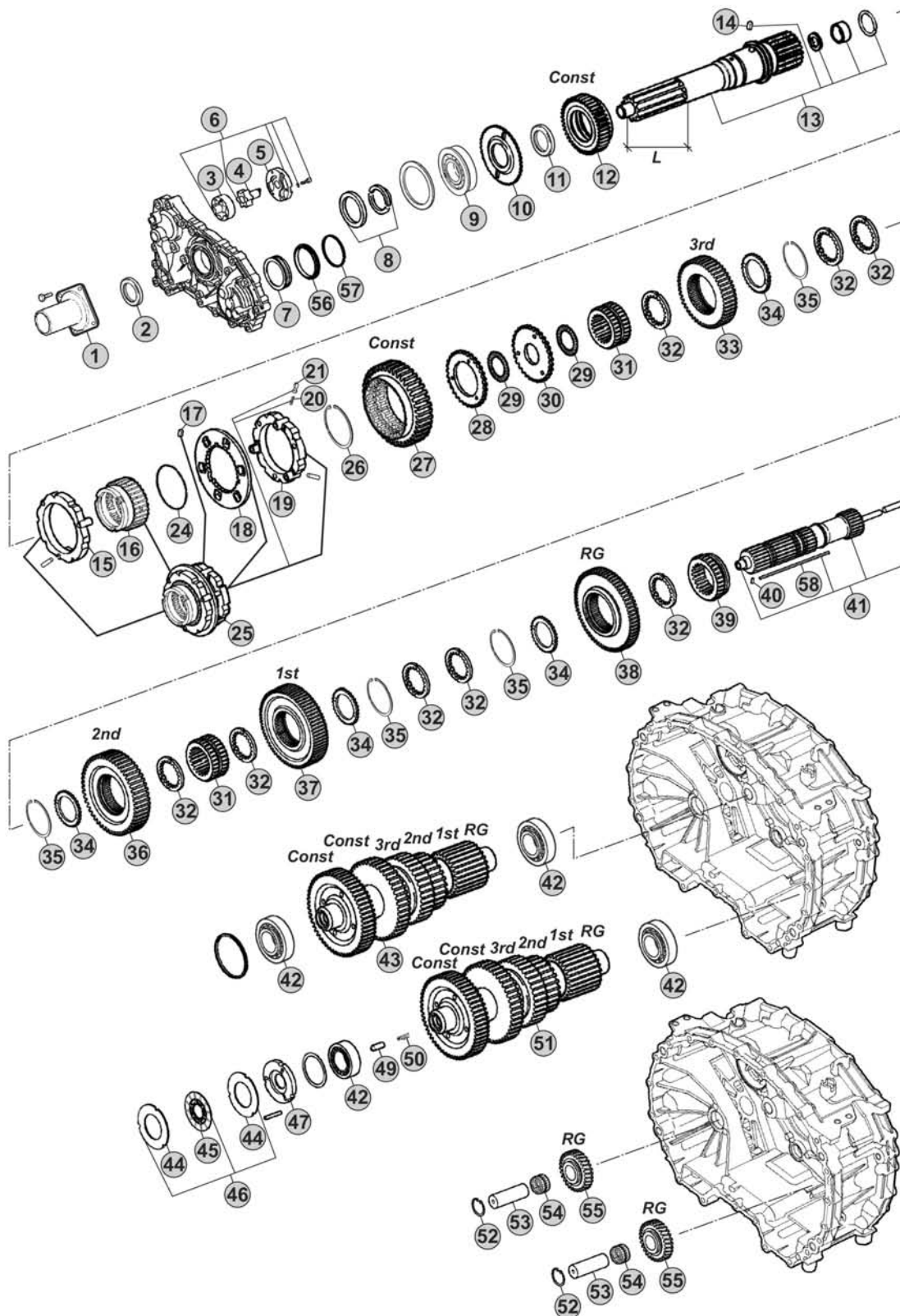


MODELS:

- AS TRONIC

VERSIONS:

- 16AS2200 (1314 xxx xxx)



Notes

16AS2200 R. 15,89-1,00

Our spare parts are not the originals but interchangeable with the originals ones. All original equipment manufacturers' numbers, pictures and models used in this catalogue are for reference only. Our products bear our trade-mark.

Fig.	CEI no.	ZF no.	Description	Q.ty	Notes	16AS2200				
1	128.327	1328 302 202	Front cover	1		●				
2	139.966	0734 319 847	Oil Seal 55x70x8	1		●				
3	189.678	1315 303 027	Rotor	1		●				
4	189.679	1314 202 039	Oil Pump Shaft	1		●				
5	189.728	1314 302 138	Oil Pump Cover	1		●				
6	280.823	1314 202 055	Oil Pump Kit	1		●				
7	188.273	1314 202 059	Piston	1		●				
8	111.428	1314 202 031	Elastic Ring	1		●				
9	130.823	0750 116 365	Bearing 65x120x23	1		●				
10	126.037	1314 302 184	Pulse disk	1		●				
11	269.320	0730 110 392	Thrust Washer	1		●				
12	244.309	1314 302 189	Constant Gear	1		●				
13	102.704	1314 202 085	Input Shaft	1		●				
13	102.707	1314 202 086	Input shaft	1		●				
14	160.304	1328 302 016	Pin	1		●				
15	119.272	1328 202 046	Synchronizer Ring	1		●				
16	154.506	1314 302 188	Sliding Sleeve	1		●				
17	160.304	1328 302 016	Pin	1		●				
18	135.189	1328 302 132	Plate	1		●				
19	119.286	1328 202 043	Synchronizer Ring	1		●				
20	156.037	0732 040 385	Outer Spring De.6x34	3		●				
21	171.063	0635 470 046	Needle	3		●				
24	111.432	0730 505 158	Retainer Ring	1		●				
25	298.363	1314 202 089	Synchro Kit	1		●				
26	139.967	0630 502 075	Seal Ring	1		●				
27	244.310	1314 304 148	Constant Gear	1		●				
28	269.797	1314 302 177	Washer	1		●				
29	137.397	0750 115 435	Needle Cage	2		●				
30	269.798	1314 302 179	Disk	1		●				
31	154.508	1314 304 138	Sliding Sleeve	2		●				
32	269.176	1314 304 008	Follower ring inner Th.7,00 mm	8		●				
33	244.311	1314 304 144	Gear 3rd Speed	1		●				
34	269.175	1314 304 119	Follower ring outer	4		●				
35	111.367	0730 513 973	Elastic Ring	4		●				
36	244.312	1314 304 145	Gear 2nd Speed	1		●				
37	244.313	1314 304 146	Gear 1st Speed	1		●				
38	244.302	1314 304 147	Reverse Gear	1		●				
39	154.507	1314 304 139	Sliding Sleeve	1		●				
40	160.305	0631 329 031	Pin	1		●				
41	103.305	1314 204 007	Main Shaft	1		●				
42	130.993	0750 117 640	Bearing 50x90x28	4		●				
43	190.550	1314 203 020	Countershaft Assy	1		●				
44	269.178	1314 303 077	Clutch disc	3		●				

AS TRONIC
16AS2200

Date

04/2016

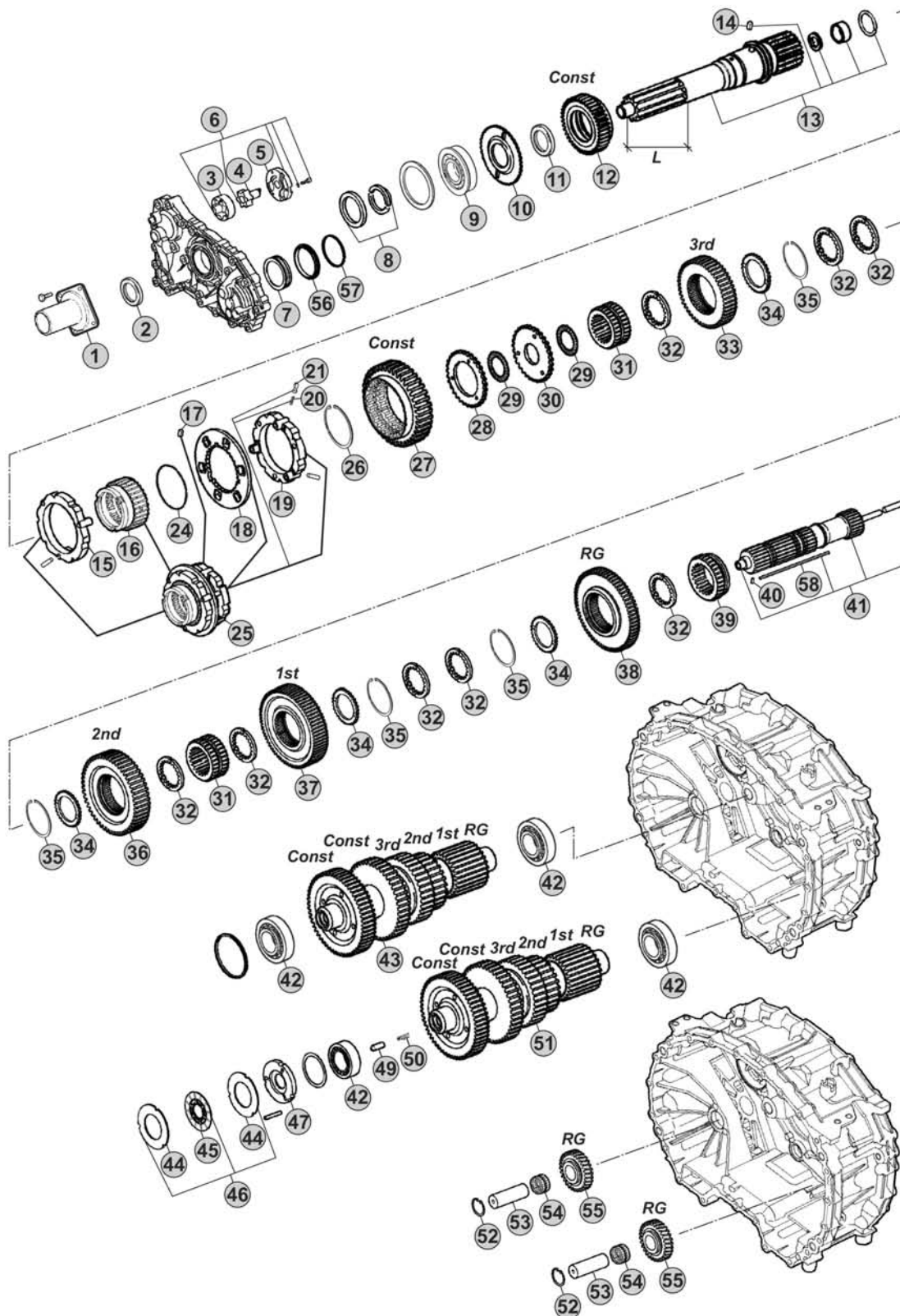
Notes

MODELS:

- AS TRONIC

VERSIONS:

- 16AS2200 (1314 xxx xxx)



Notes

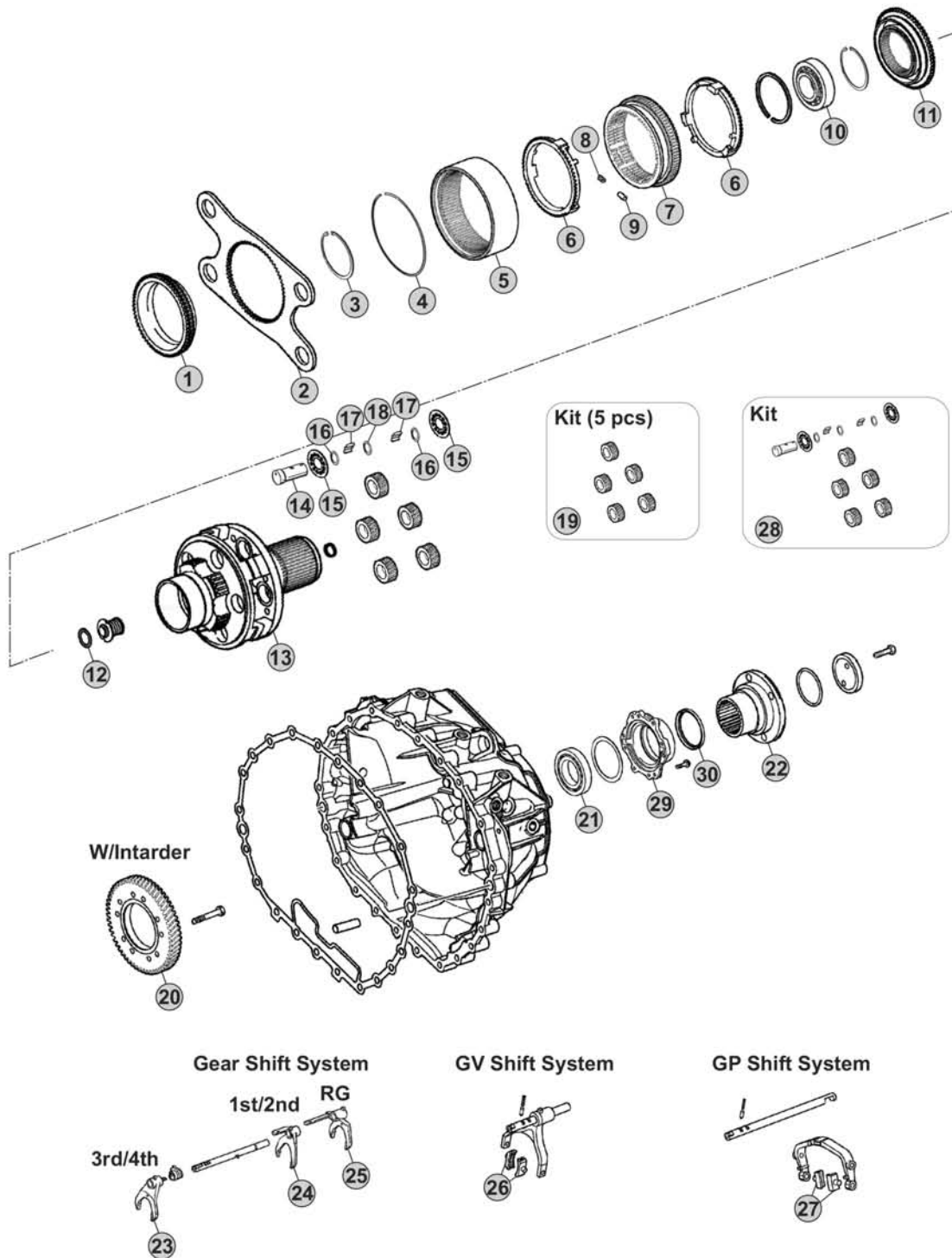
16AS2200 R. 15,89-1,00

MODELS:

- AS TRONIC

VERSIONS:

- 16AS2200 (1314 xxx xxx)



Our spare parts are not the originals but interchangeable with the originals ones. All original equipment manufacturers' numbers, pictures and models used in this catalogue are for reference only. Our products bear our trade-mark.

Notes

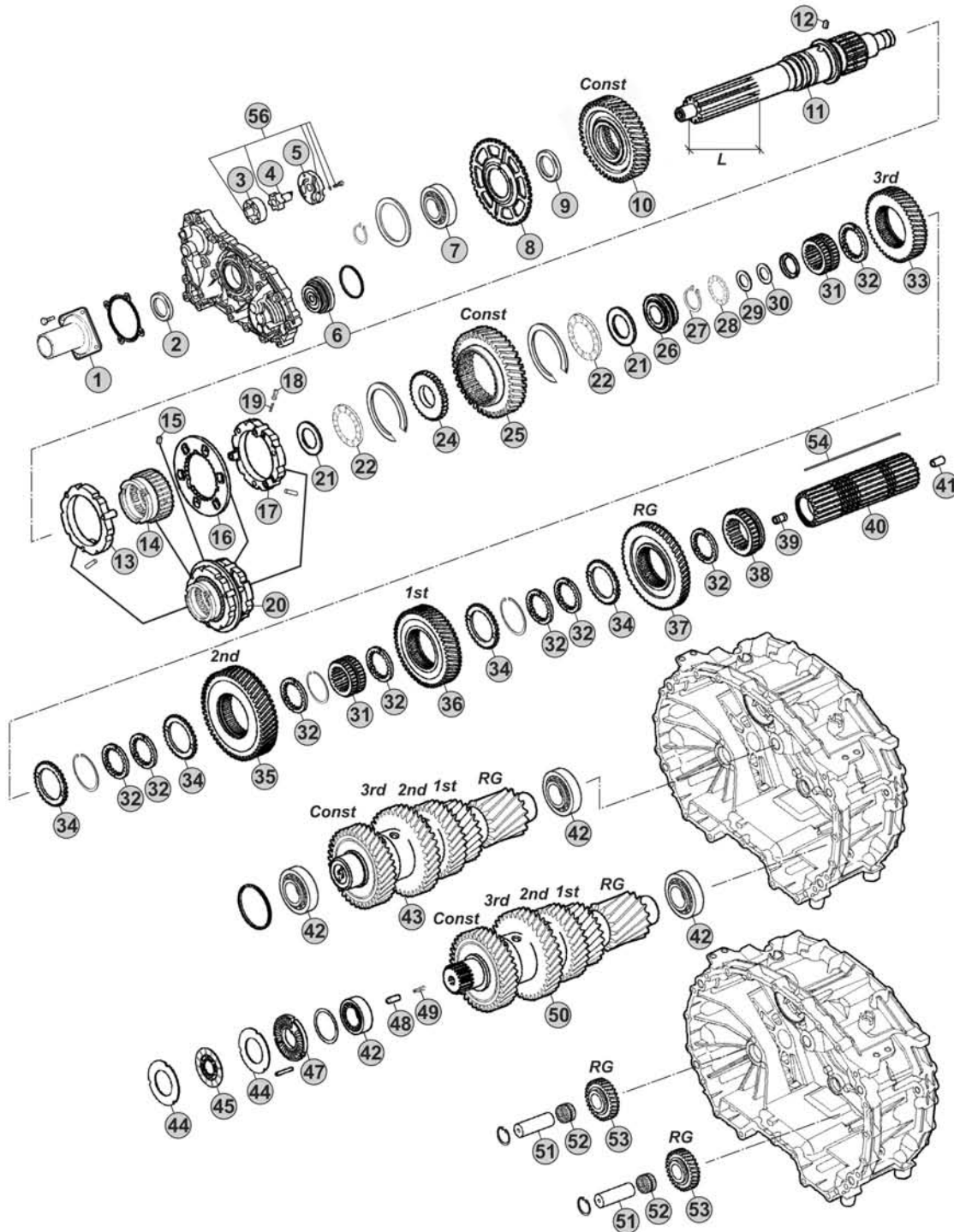
16AS2200 R. 15,89-1,00

MODELS:

- AS TRONIC

VERSIONS:

- 16AS2230 (1328 xxx xxx)



Notes

16AS2230 R. 17,03-1,00

Our spare parts are not the originals but interchangeable with the originals ones. All original equipment manufacturers' numbers, pictures and models used in this catalogue are for reference only. Our products bear our trade-mark.

Our spare parts are not the originals but interchangeable with the originals ones. All original equipment manufacturers' numbers, pictures and models used in this catalogue are for reference only. Our products bear our trade-mark.

Fig.	CEI no.	ZF no.	Description	Q.ty	Notes	16AS2230			
1	128.327	1328 302 202	Front cover	1		●			
2	139.966	0734 319 847	Oil Seal 55x70x8	1		●			
3	189.678	1315 303 027	Rotor	1		●			
4	189.679	1314 202 039	Oil Pump Shaft	1		●			
5	189.728	1314 302 138	Oil Pump Cover	1		●			
6	188.272	1328 202 024	Piston	1		●			
7	130.823	0750 116 365	Bearing 65x120x23	1		●			
8	126.032	1328 302 024	Speedometer Gear	1		●			
9	269.320	0730 110 392	Thrust Washer	1		●			
10	244.178	1328 302 062	Gear 1st Speed 23 T	1		●			
11	103.220	1328 302 078	Input Shaft L=110 mm	1		●			
11	103.282	1328 302 077	Input Shaft L=116 mm	1		●			
12	160.261	1328 302 072	Lock Pin	1		●			
13	119.272	1328 202 046	Synchronizer Ring	1		●			
14	154.422	1328 302 064	Sliding Sleeve	1		●			
15	160.261	1328 302 072	Lock Pin	1		●			
16	135.189	1328 302 132	Plate	1		●			
17	119.286	1328 202 043	Synchronizer Ring	1		●			
18	156.037	0732 040 385	Outer Spring De.6x34	3		●			
19	171.063	0635 470 046	Needle	3		●			
20	196.374	1328 298 002	Synchronizer Assy	1		●			
21	269.322	0730 111 066	Washer	2		●			
22	137.316	0735 301 274	Needle 43x73x8	2		●			
24	269.205	1328 302 061	Washer	1		●			
25	244.024	1328 304 044	Gear 2nd Speed 34 T	1		●			
26	111.377	1328 302 075	Ring	1		●			
27	139.863	0730 513 641	Retaining Ring T.2,00	1		●			
28	137.376	0735 321 381	Needle 30x52x7,5 mm	1		●			
29	269.803	0730 109 641	Washer	1		●			
30	111.434	1499 298 160	Ring	1		●			
31	155.246	1328 304 064	Sliding Hub	2		●			
32	269.176	1314 304 008	Follower ring inner Th.7,00 mm	8		●			
33	244.180	1328 304 040	Gear 3rd Speed 42 T	1		●			
34	269.175	1314 304 119	Follower ring outer	4		●			
35	244.179	1328 304 018	Gear 2nd Speed 48 T	1		●			
36	244.059	1328 304 060	Gear 1st Speed 54 T	1		●			
37	244.060	1328 304 061	Reverse Gear 50 T	1		●			
38	154.507	1314 304 139	Sliding Sleeve	1		●			
39	189.729	1314 304 097	Oil Tube	1		●			
40	103.306	1328 304 063	Main Shaft	1		●			
41	189.730	1314 332 043	Oil Tube	1		●			
42	130.993	0750 117 640	Bearing 50x90x28	4		●			
43	190.479	1328 203 049	Countershaft Assy 19/25/32/37/42 T	1		●			

AS TRONIC
16AS2230

Date

04/2016

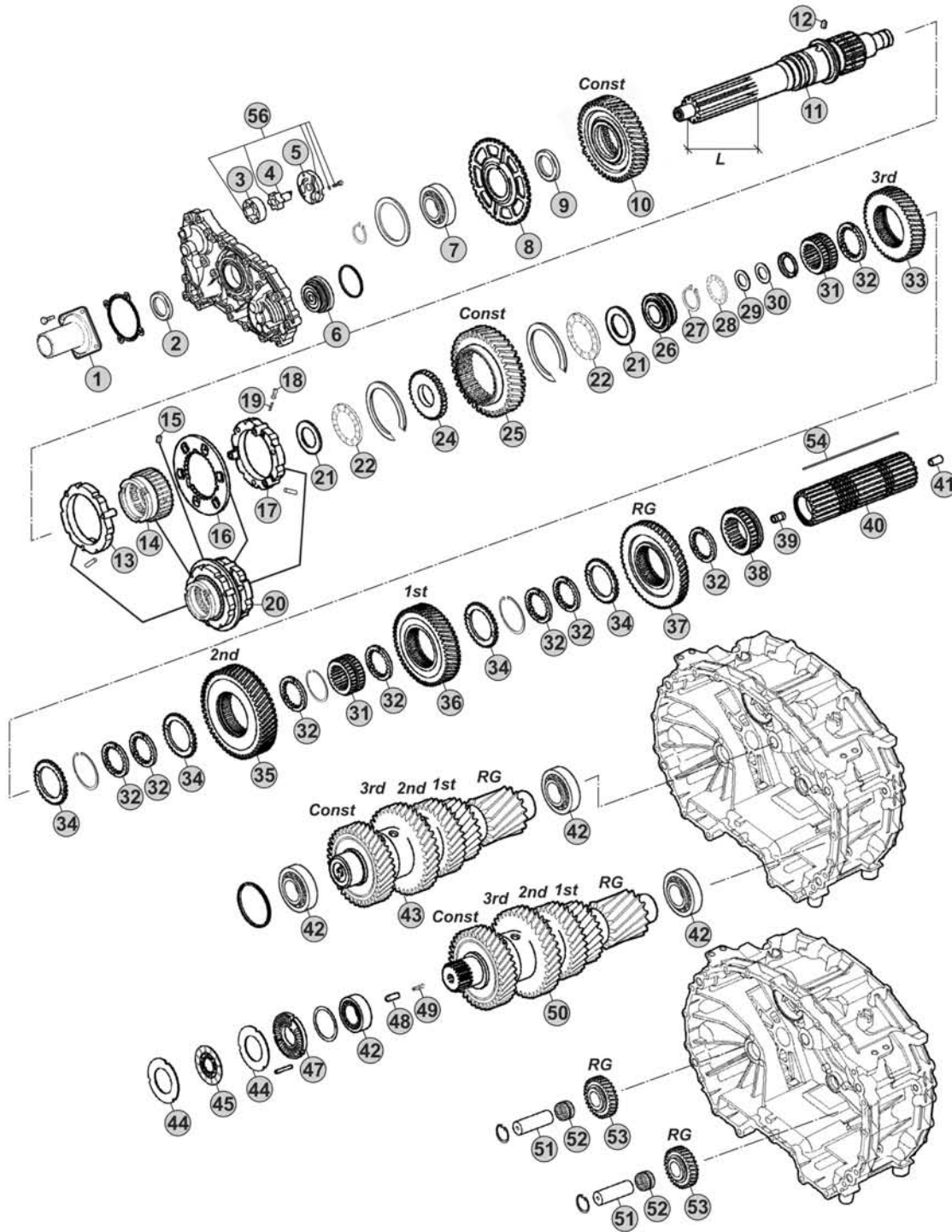
Notes

MODELS:

- AS TRONIC

VERSIONS:

- 16AS2230 (1328 xxx xxx)



Notes

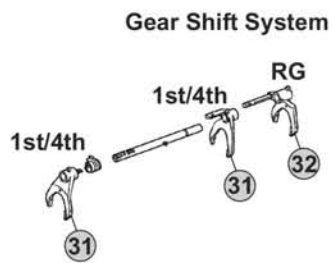
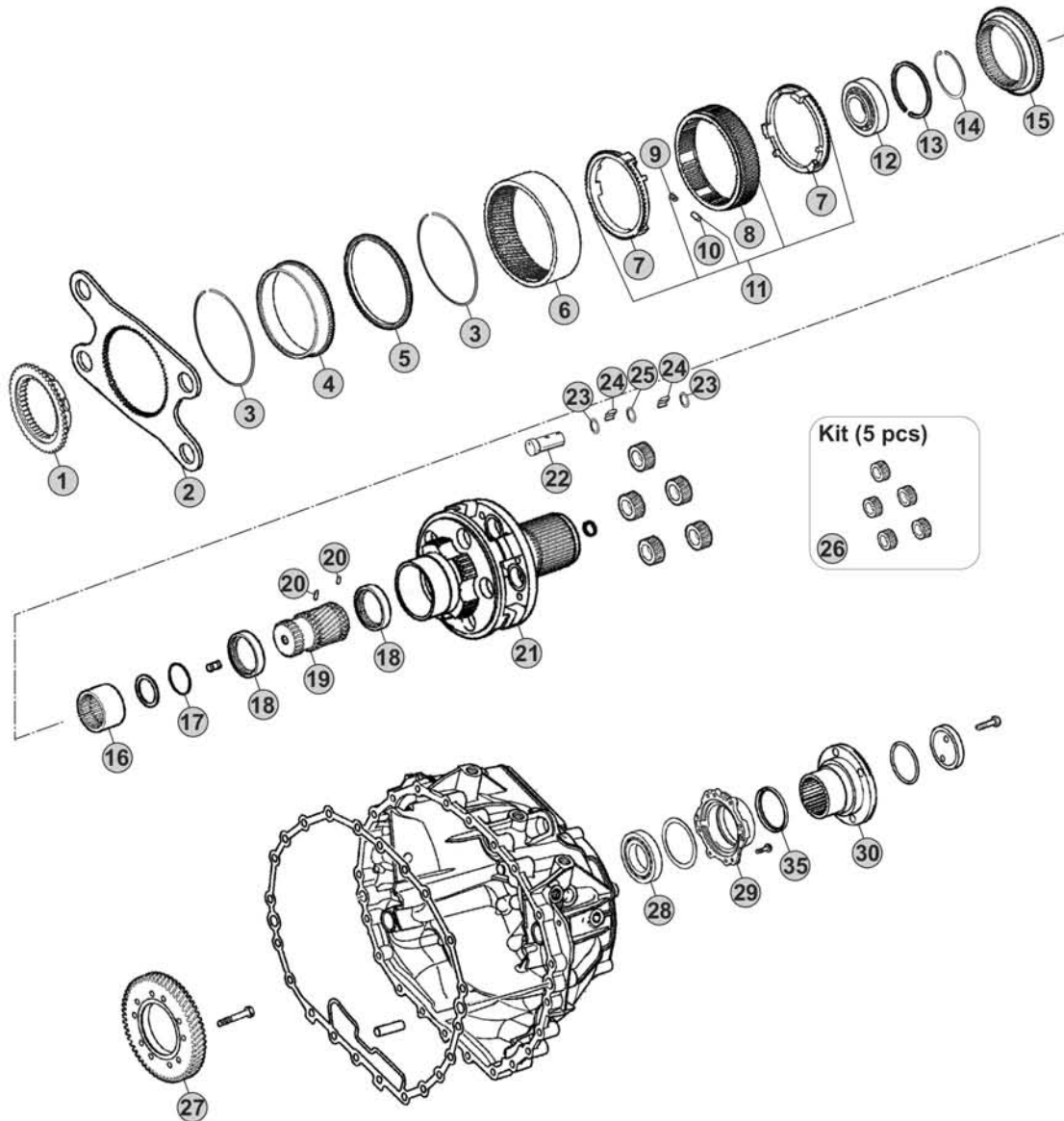
16AS2230 R. 17,03-1,00

MODELS:

- AS TRONIC

VERSIONS:

- 16AS2230 (1328 xxx xxx)



Notes

16AS2230 R. 17,03-1,00

Our spare parts are not the originals but interchangeable with the originals ones. All original equipment manufacturers' numbers, pictures and models used in this catalogue are for reference only. Our products bear our trade-mark.

Fig.	CEI no.	ZF no.	Description	Q.ty	Notes	16AS2230				
1	109.748	1328 333 010	Synchronizer Cone	1		●				
2	298.146	1328 333 006	Flange GP	1		●				
3	111.373	0730 513 682	Retainer ring	2		●				
4	123.290	1358 332 221	Inside crown support 82 T	1		●				
5	119.274	1358 332 222	Synchronizer ring	1		●				
6	123.289	1328 332 045	Crown Gear 82 T	1		●				
7	119.269	1328 333 005	Synchronizer ring	2		●				
8	154.419	1358 333 012	Sliding Sleeve	1		●				
9	156.125	0732 040 929	Spring De.6x36	6		●				
10	171.069	0730 162 804	Cylinder roller	6		●				
11	298.894	1328 233 001	Synchro Kit	1		●				
12	130.981	0750 118 284	Bearing 100x130x30	1		●				
13	111.402	0630 513 139	Elastic Ring	1		●				
14	111.401	0730 513 745	Lock Ring A=2,50	1		●				
15	109.749	1328 333 009	Synchronizer Cone	1		●				
16	154.488	1328 304 068	Sliding Sleeve	1		●				
17	111.406	0630 502 218	Lock Ring 64x2	1		●				
18	269.794	1358 332 223	Pressure Disc	2		●				
19	157.744	1328 332 030	Sun Gear 23 T	1		●				
20	160.279	7636 038 103	Pin	2		●				
21	190.430	1328 232 011	Planetary Carrier	1	W/out Retarder	●				
21	190.493	1358 232 201	Planetary Carrier	1	W/Retarder	●				
22	107.236	1328 332 041	Planetary pin	5		●				
23	269.009	0730 109 323	Spacer Ring	10		●				
24	171.062	0750 119 116	Needle 10x16,80 (140 pcs)	140		●				
25	269.647	0730 109 640	Thrust Washer T.9,00 mm	5		●				
26	298.248	1328 232 006	Planetary Gear Set	1		●				
27	244.191	6085 301 217	Gear 57 T	1	W/Retarder	●				
28	130.245	0750 116 394	Bearing 90x160x30	1		●				
29	128.328	1328 331 002	Cover	1	W/out Retarder	●				
30	197.258	1314 332 054	Output Flange	1		●				
31	141.227	1328 306 026	Fork	2		●				
32		1328 306 033	Fork	1		●				
33	141.215	1328 312 005	Sliding Pad	2		●				
34	141.214	1328 334 004	Sliding Pad	2		●				
35	139.633	0734 319 459	Seal Ring	1		●				

AS TRONIC
16AS2230

Date 04/2016 Notes _____

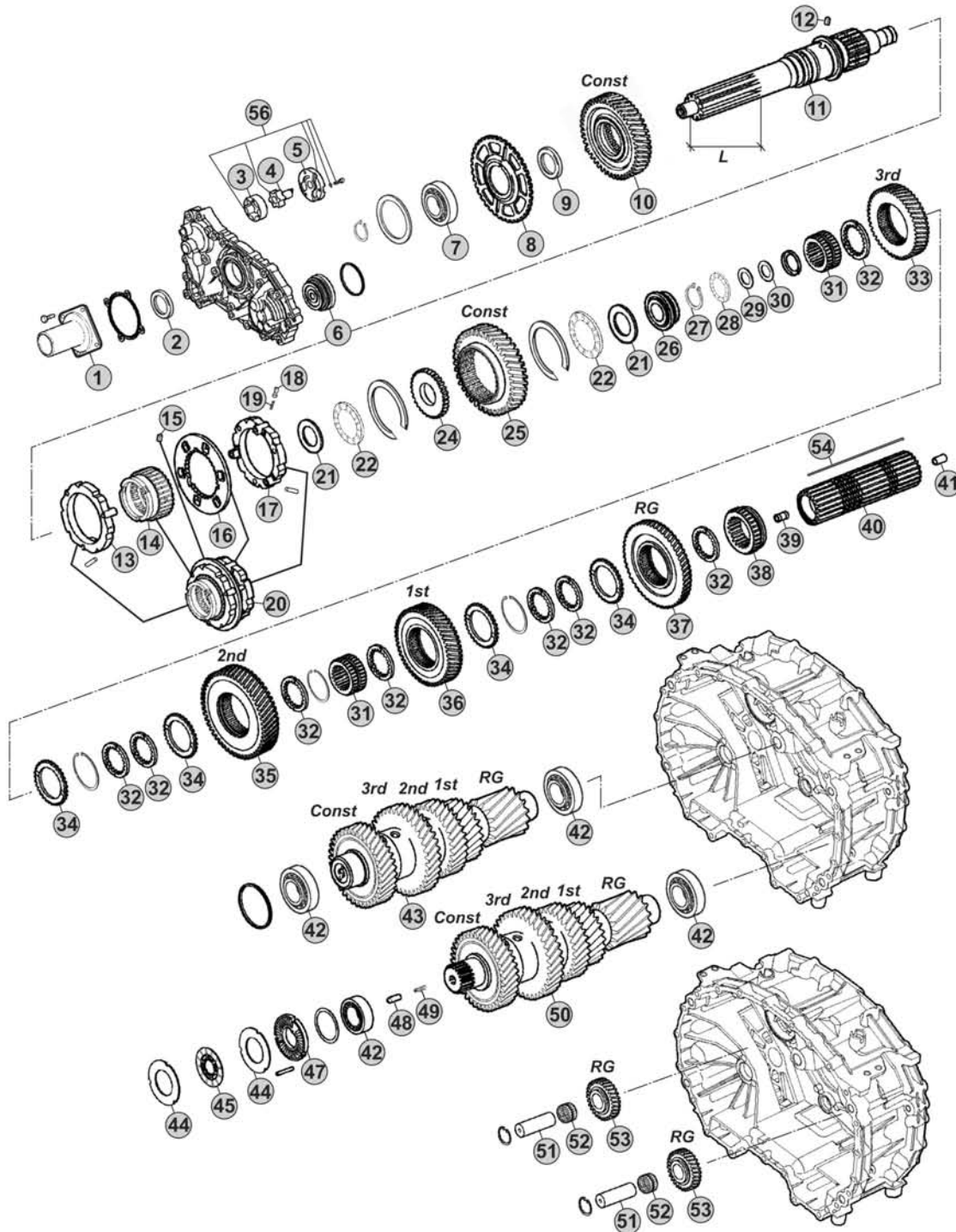


MODELS:

- AS TRONIC

VERSIONS:

- 16AS2231 (1328 xxx xxx)



Notes

16AS2231 R. 17,03-1,00

Our spare parts are not the originals but interchangeable with the originals ones. All original equipment manufacturers' numbers, pictures and models used in this catalogue are for reference only. Our products bear our trade-mark.

Our spare parts are not the originals but interchangeable with the originals ones. All original equipment manufacturers' numbers, pictures and models used in this catalogue are for reference only. Our products bear our trade-mark.

Fig.	CEI no.	ZF no.	Description	Q.ty	Notes	16AS2231			
1	128.327	1328 302 202	Front cover	1		●			
2	139.966	0734 319 847	Oil Seal 55x70x8	1		●			
3	189.678	1315 303 027	Rotor	1		●			
4	189.679	1314 202 039	Oil Pump Shaft	1		●			
5	189.728	1314 302 138	Oil Pump Cover	1		●			
6	188.272	1328 202 024	Piston	1		●			
7	130.823	0750 116 365	Bearing 65x120x23	1		●			
8	126.032	1328 302 024	Speedometer Gear	1		●			
9	269.320	0730 110 392	Thrust Washer	1		●			
10	244.178	1328 302 062	Gear 1st Speed 23 T	1		●			
11	103.220	1328 302 078	Input Shaft L=110 mm	1		●			
11	103.282	1328 302 077	Input Shaft L=116 mm	1		●			
12	160.261	1328 302 072	Lock Pin	1		●			
13	119.272	1328 202 046	Synchronizer Ring	1		●			
14	154.422	1328 302 064	Sliding Sleeve	1		●			
15	160.261	1328 302 072	Lock Pin	1		●			
16	135.189	1328 302 132	Plate	1		●			
17	119.286	1328 202 043	Synchronizer Ring	1		●			
18	156.037	0732 040 385	Outer Spring De.6x34	3		●			
19	171.063	0635 470 046	Needle	3		●			
20	196.374	1328 298 002	Synchronizer Assy	1		●			
21	269.322	0730 111 066	Washer	2		●			
22	137.316	0735 301 274	Needle 43x73x8	2		●			
24	269.205	1328 302 061	Washer	1		●			
25	244.024	1328 304 044	Gear 2nd Speed 34 T	1		●			
26	111.377	1328 302 075	Ring	1		●			
27	139.863	0730 513 641	Retaining Ring T.2,00	1		●			
28	137.376	0735 321 381	Needle 30x52x7,5 mm	1		●			
29	269.803	0730 109 641	Washer	1		●			
30	111.434	1499 298 160	Ring	1		●			
31	155.246	1328 304 064	Sliding Hub	2		●			
32	269.176	1314 304 008	Follower ring inner Th.7,00 mm	8		●			
33	244.180	1328 304 040	Gear 3rd Speed 42 T	1		●			
34	269.175	1314 304 119	Follower ring outer	4		●			
35	244.179	1328 304 018	Gear 2nd Speed 48 T	1		●			
36	244.059	1328 304 060	Gear 1st Speed 54 T	1		●			
37	244.060	1328 304 061	Reverse Gear 50 T	1		●			
38	154.507	1314 304 139	Sliding Sleeve	1		●			
39	189.729	1314 304 097	Oil Tube	1		●			
40	103.306	1328 304 063	Main Shaft	1		●			
41	189.730	1314 332 043	Oil Tube	1		●			
42	130.993	0750 117 640	Bearing 50x90x28	4		●			
43	190.479	1328 203 049	Countershaft Assy 19/25/32/37/42 T	1		●			

AS TRONIC
16AS2231

Date

04/2016

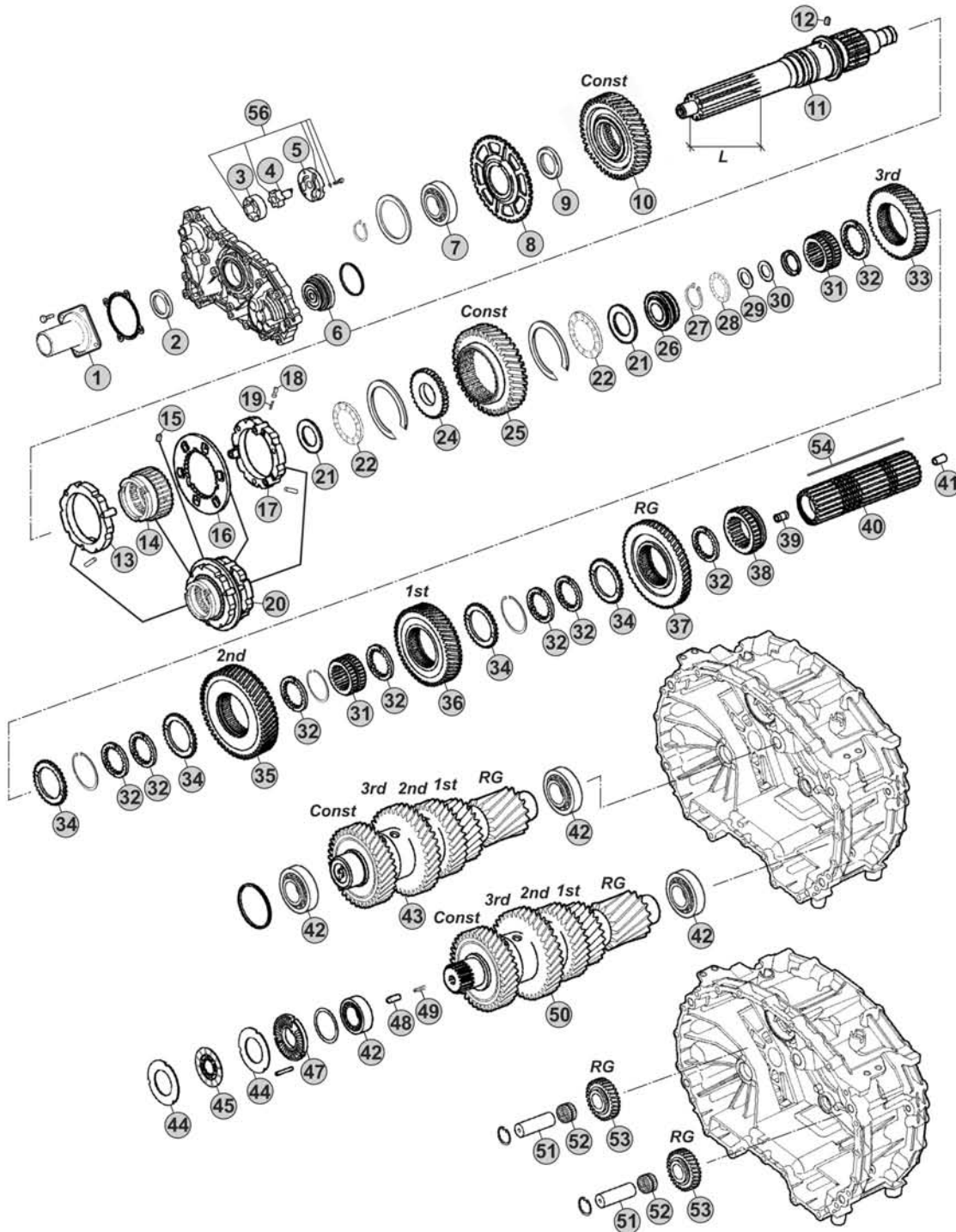
Notes

MODELS:

- AS TRONIC

VERSIONS:

- 16AS2231 (1328 xxx xxx)



Notes

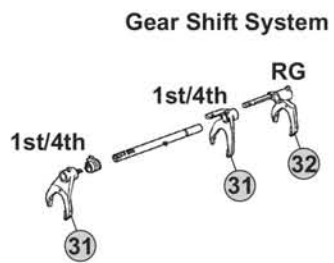
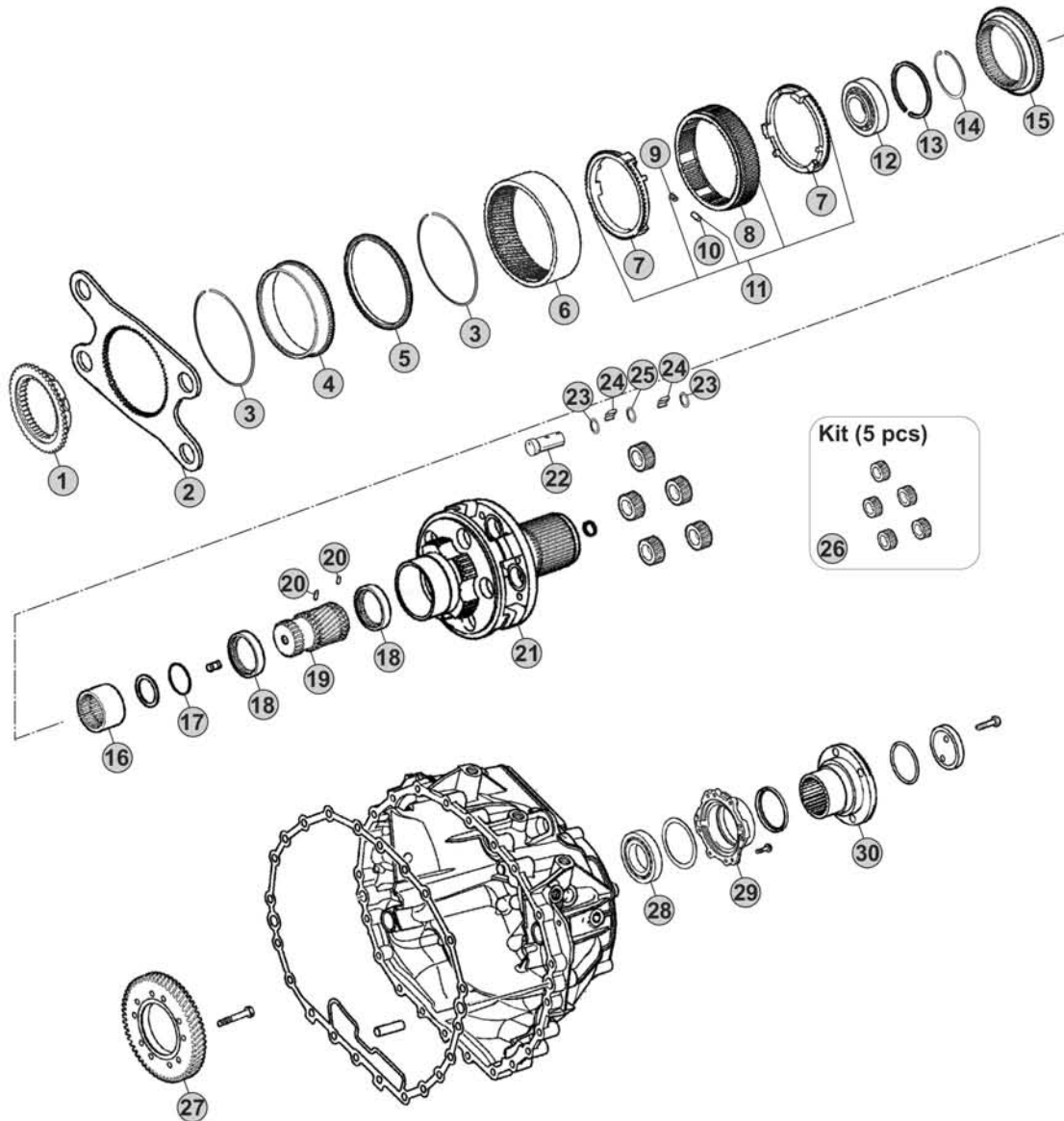
16AS2231 R. 17,03-1,00

MODELS:

- AS TRONIC

VERSIONS:

- 16AS2231 (1328 xxx xxx)



Notes

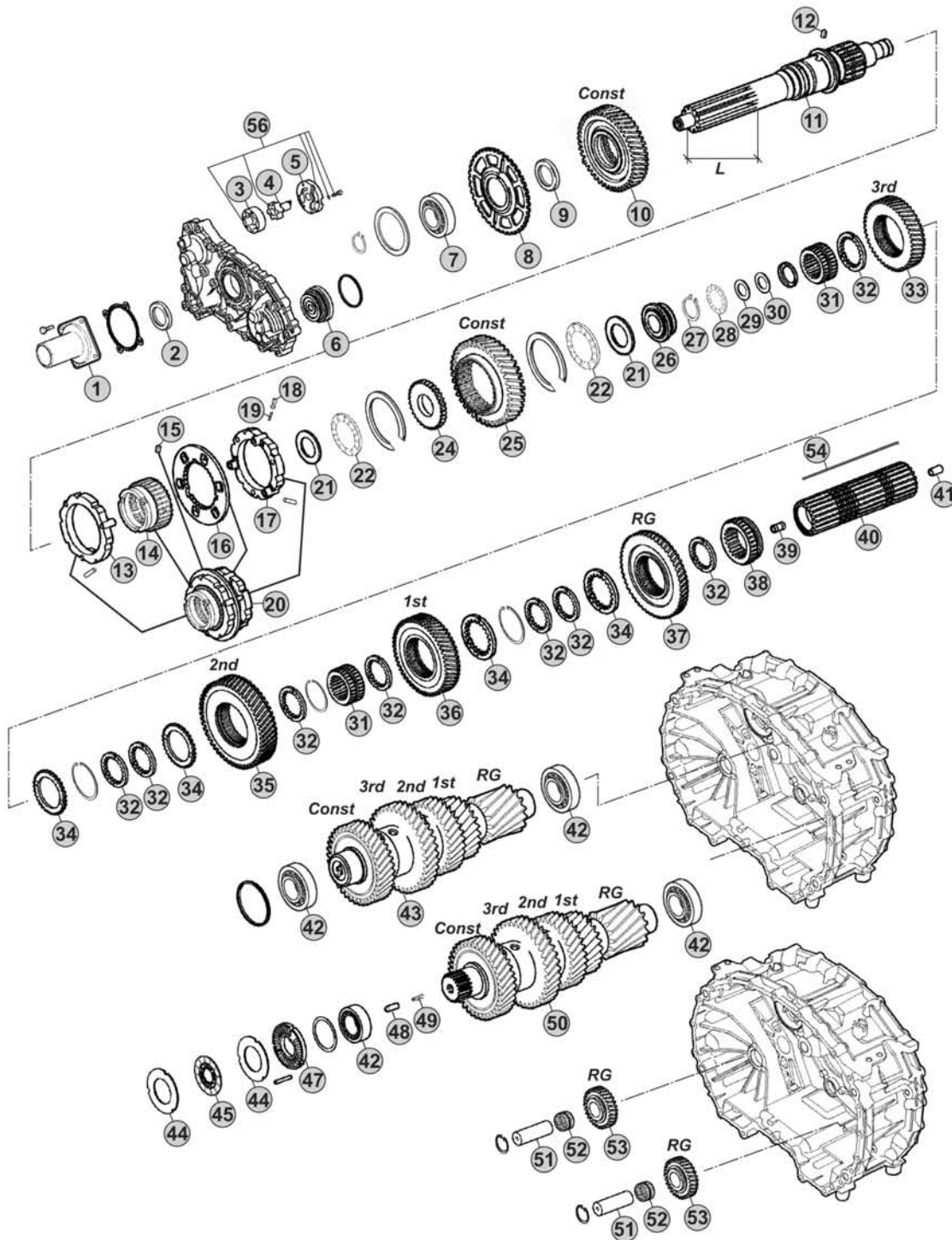
16AS2231 R. 17,03-1,00

MODELS:

- AS TRONIC

VERSIONS:

- 16AS2601 (1328 xxx xxx)



Notes

- (A) R. 14,12-0,83
- (B) R. 17,03-1,00

Our spare parts are not the originals but interchangeable with the originals ones. All original equipment manufacturers' numbers, pictures and models used in this catalogue are for reference only. Our products bear our trade-mark.

Fig.	CEI no.	ZF no.	Description	Q.ty	Notes	16AS2601			
1	128.327	1328 302 202	Front cover	1		●			
2	139.966	0734 319 847	Oil Seal 55x70x8	1		●			
3	189.678	1315 303 027	Rotor	1		●			
4	189.679	1314 202 039	Oil Pump Shaft	1		●			
5	189.728	1314 302 138	Oil Pump Cover	1		●			
6	188.272	1328 202 024	Piston	1		●			
7	130.823	0750 116 365	Bearing 65x120x23	1		●			
8	126.032	1328 302 024	Speedometer Gear	1		●			
9	269.320	0730 110 392	Thrust Washer	1		●			
10	244.023	1328 302 063	Gear 1st Speed 40/31 T	1	(A)	●			
10	244.178	1328 302 062	Gear 1st Speed 23 T	1	(B)	●			
11	102.708	1328 302 079	Input Shaft	1	(20)	●			
11	103.220	1328 302 078	Input Shaft L=110 mm	1	(21)	●			
11	103.282	1328 302 077	Input Shaft L=116 mm	1	(21)	●			
12	160.261	1328 302 072	Lock Pin	1		●			
13	119.272	1328 202 046	Synchronizer Ring	1		●			
14	154.422	1328 302 064	Sliding Sleeve	1		●			
15	160.261	1328 302 072	Lock Pin	1		●			
16	135.189	1328 302 132	Plate	1		●			
17	119.273	1328 202 048	Synchronizer Ring	1	(A)	●			
17	119.286	1328 202 043	Synchronizer Ring	1	(B)	●			
18	156.037	0732 040 385	Outer Spring De.6x34	3		●			
19	171.063	0635 470 046	Needle	3		●			
20	196.371	1328 298 001	Synchronizer Assy	1	(A)	●			
20	196.374	1328 298 002	Synchronizer Assy	1	(B)	●			
21	269.804	0730 112 709	Washer	2	(20)	●			
21	269.322	0730 111 066	Washer	2	(21)	●			
22	137.316	0735 301 274	Needle 43x73x8	2		●			
24	269.805	1328 302 128	Disk	1	(20)	●			
24	269.205	1328 302 061	Washer	1	(21)	●			
25	244.024	1328 304 044	Gear 2nd Speed 34 T	1		●			
26	111.377	1328 302 075	Ring	1		●			
27	139.863	0730 513 641	Retaining Ring T.2,00	1		●			
28	137.376	0735 321 381	Needle 30x52x7,5 mm	1		●			
29	269.803	0730 109 641	Washer	1		●			
30	111.434	1499 298 160	Ring	1		●			
31	155.246	1328 304 064	Sliding Hub	2		●			
32	269.176	1314 304 008	Follower ring inner Th.7,00 mm	8		●			
33	244.180	1328 304 040	Gear 3rd Speed 42 T	1		●			
34	269.175	1314 304 119	Follower ring outer	4		●			
35	244.179	1328 304 018	Gear 2nd Speed 48 T	1		●			
36	244.059	1328 304 060	Gear 1st Speed 54 T	1		●			
37	244.060	1328 304 061	Reverse Gear 50 T	1		●			

AS TRONIC
16AS2601

Date

04/2016

Notes

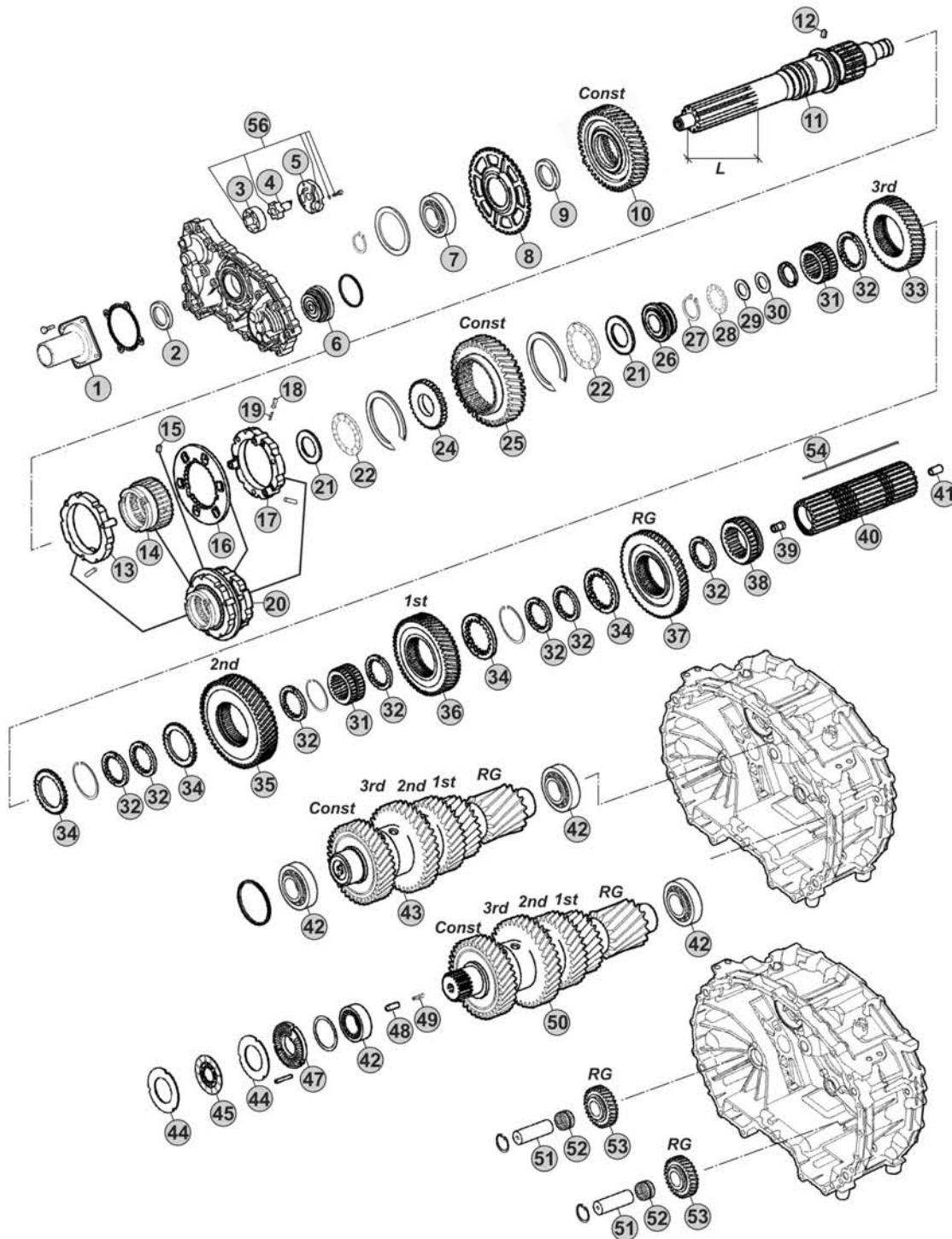
(20) To be coupled together
(21) To be coupled together

MODELS:

- AS TRONIC

VERSIONS:

- 16AS2601 (1328 xxx xxx)



Notes

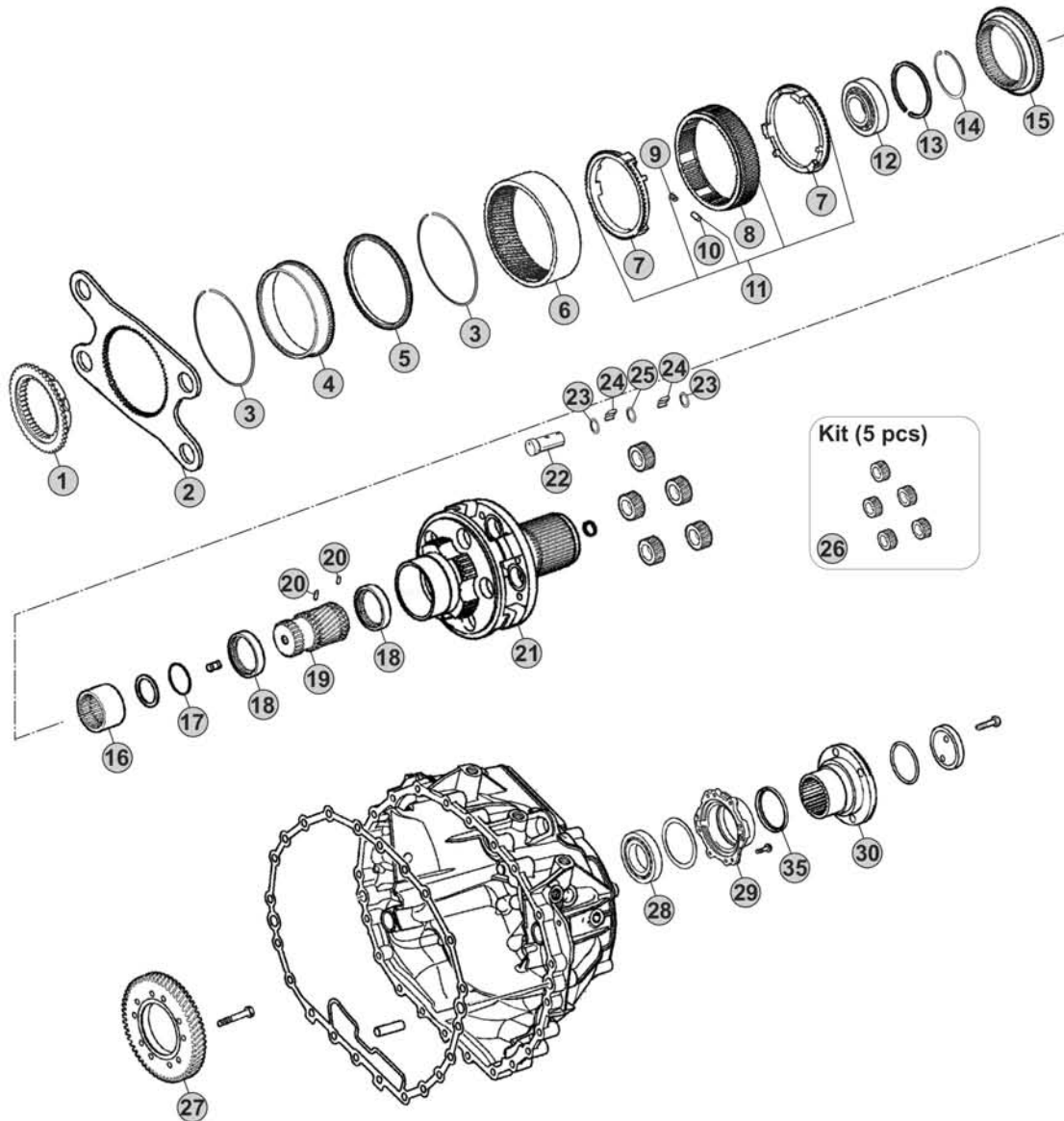
- (A) R. 14,12-0,83
- (B) R. 17,03-1,00

MODELS:

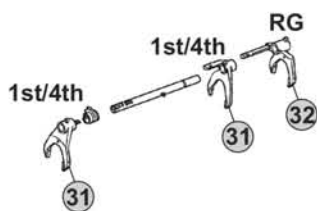
- AS TRONIC

VERSIONS:

- 16AS2601 (1328 xxx xxx)



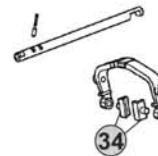
Gear Shift System



GV Shift System



GP Shift System



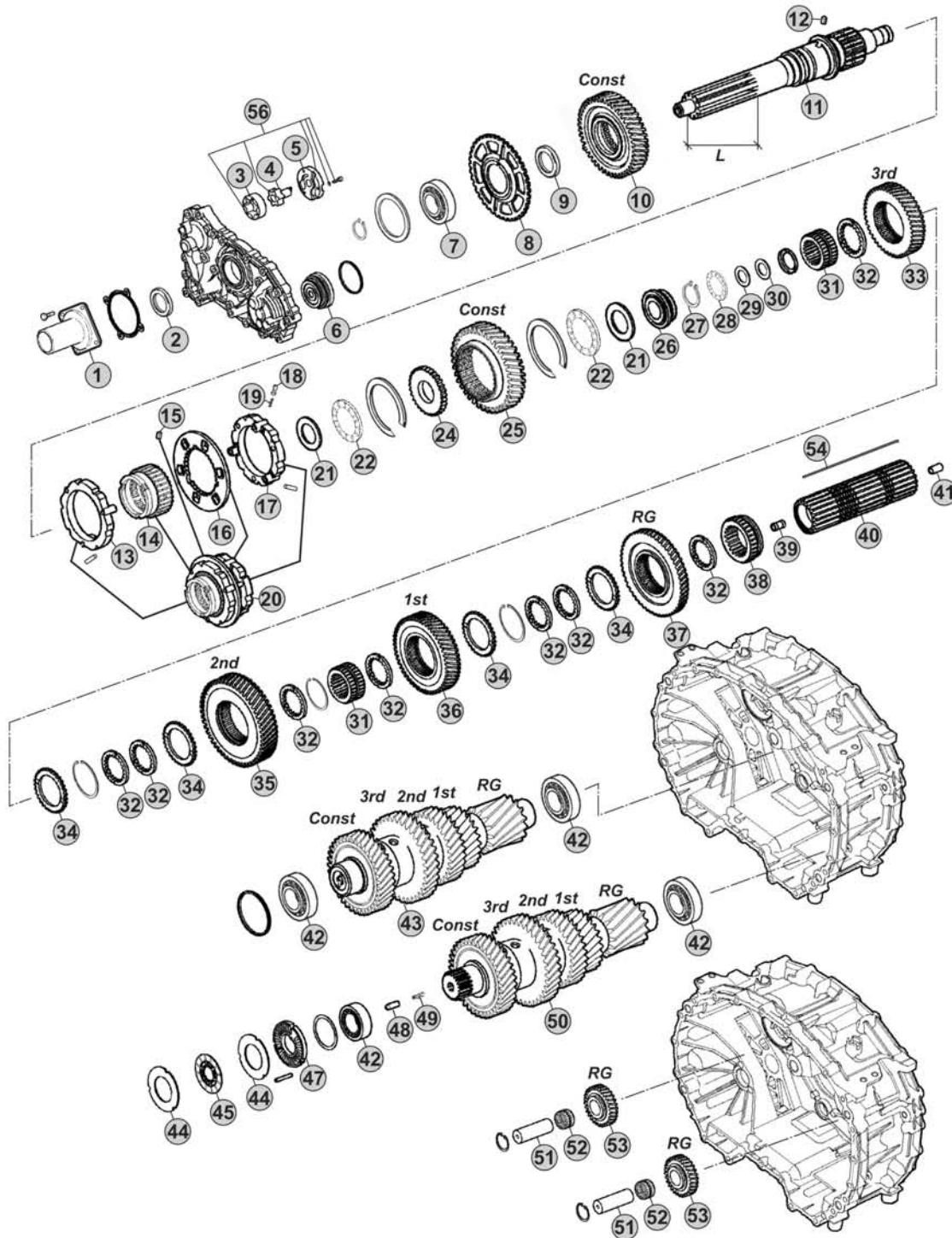
Notes

MODELS:

- AS TRONIC

VERSIONS:

- 16AS2630 (1328 xxx xxx)



Notes

16AS2630 R. 14,12-0,83

Our spare parts are not the originals but interchangeable with the originals ones. All original equipment manufacturers' numbers, pictures and models used in this catalogue are for reference only. Our products bear our trade-mark.

Our spare parts are not the originals but interchangeable with the originals ones. All original equipment manufacturers' numbers, pictures and models used in this catalogue are for reference only. Our products bear our trade-mark.

Fig.	CEI no.	ZF no.	Description	Q.ty	Notes	16AS2630				
1	128.327	1328 302 202	Front cover	1		●				
2	139.966	0734 319 847	Oil Seal 55x70x8	1		●				
3	189.678	1315 303 027	Rotor	1		●				
4	189.679	1314 202 039	Oil Pump Shaft	1		●				
5	189.728	1314 302 138	Oil Pump Cover	1		●				
6	188.272	1328 202 024	Piston	1		●				
7	130.823	0750 116 365	Bearing 65x120x23	1		●				
8	126.032	1328 302 024	Speedometer Gear	1		●				
9	269.320	0730 110 392	Thrust Washer	1		●				
10	244.023	1328 302 063	Gear 1st Speed 40/31 T	1		●				
11	103.282	1328 302 077	Input Shaft L=116 mm	1		●				
12	160.261	1328 302 072	Lock Pin	1		●				
13	119.272	1328 202 046	Synchronizer Ring	1		●				
14	154.422	1328 302 064	Sliding Sleeve	1		●				
15	160.261	1328 302 072	Lock Pin	1		●				
16	135.189	1328 302 132	Plate	1		●				
17	119.273	1328 202 048	Synchronizer Ring	1		●				
18	156.037	0732 040 385	Outer Spring De.6x34	3		●				
19	171.063	0635 470 046	Needle	3		●				
20	196.371	1328 298 001	Synchronizer Assy	1		●				
21	269.322	0730 111 066	Washer	2		●				
22	137.316	0735 301 274	Needle 43x73x8	2		●				
24	269.205	1328 302 061	Washer	1		●				
25	244.024	1328 304 044	Gear 2nd Speed 34 T	1		●				
26	111.377	1328 302 075	Ring	1		●				
27	139.863	0730 513 641	Retaining Ring T.2,00	1		●				
28	137.376	0735 321 381	Needle 30x52x7,5 mm	1		●				
29	269.803	0730 109 641	Washer	1		●				
30	111.434	1499 298 160	Ring	1		●				
31	155.246	1328 304 064	Sliding Hub	2		●				
32	269.176	1314 304 008	Follower ring inner Th.7,00 mm	8		●				
33	244.180	1328 304 040	Gear 3rd Speed 42 T	1		●				
34	269.175	1314 304 119	Follower ring outer	4		●				
35	244.179	1328 304 018	Gear 2nd Speed 48 T	1		●				
36	244.059	1328 304 060	Gear 1st Speed 54 T	1		●				
37	244.060	1328 304 061	Reverse Gear 50 T	1		●				
38	154.507	1314 304 139	Sliding Sleeve	1		●				
39	189.729	1314 304 097	Oil Tube	1		●				
40	103.306	1328 304 063	Main Shaft	1		●				
41	189.730	1314 332 043	Oil Tube	1		●				
42	130.993	0750 117 640	Bearing 50x90x28	4		●				
43	190.432	1328 203 050	Countershaft Compl.	1		●				
44	269.178	1314 303 077	Clutch disc	4		●				

AS TRONIC
16AS2630

Date

04/2016

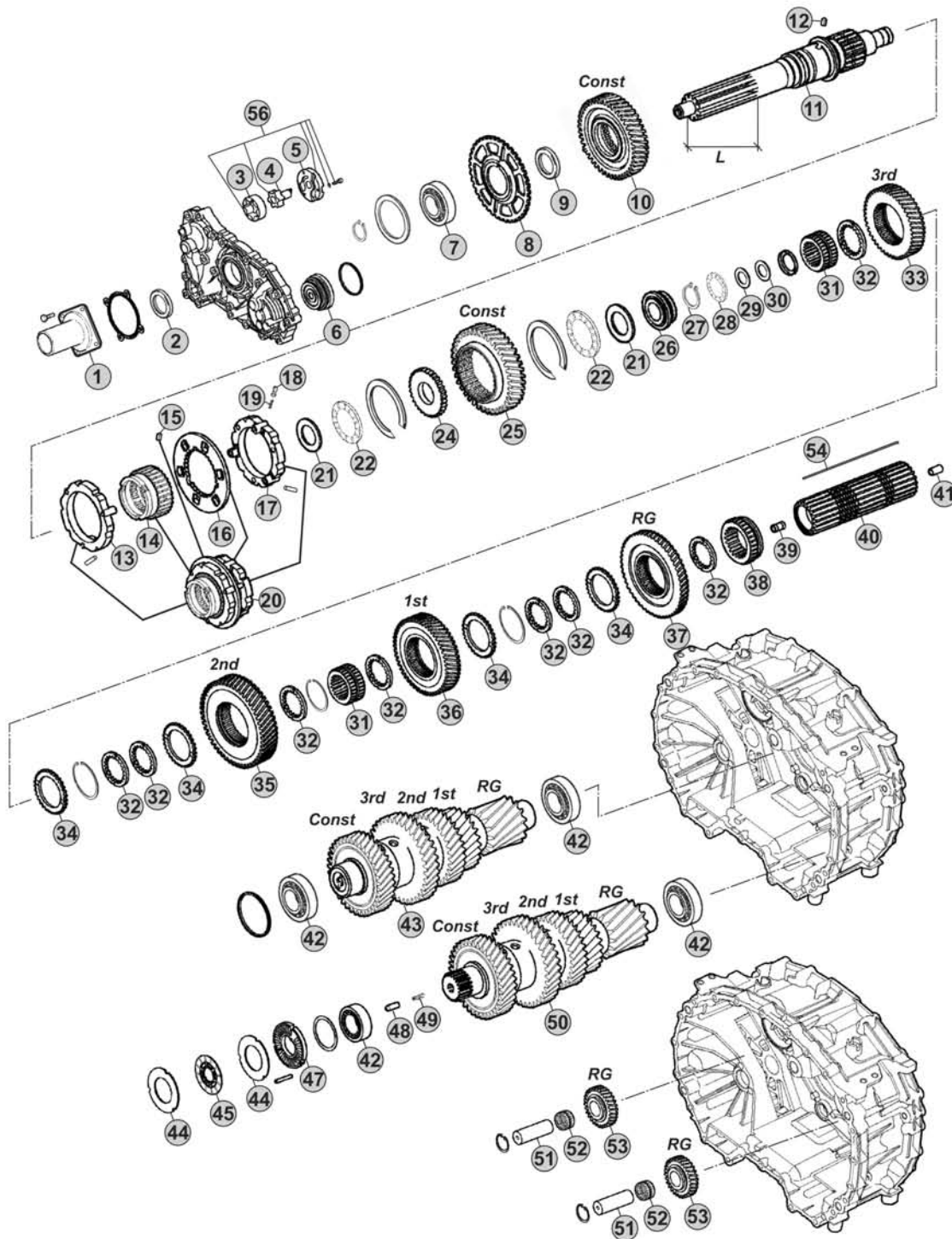
Notes

MODELS:

- AS TRONIC

VERSIONS:

- 16AS2630 (1328 xxx xxx)



Notes

16AS2630 R. 14,12-0,83

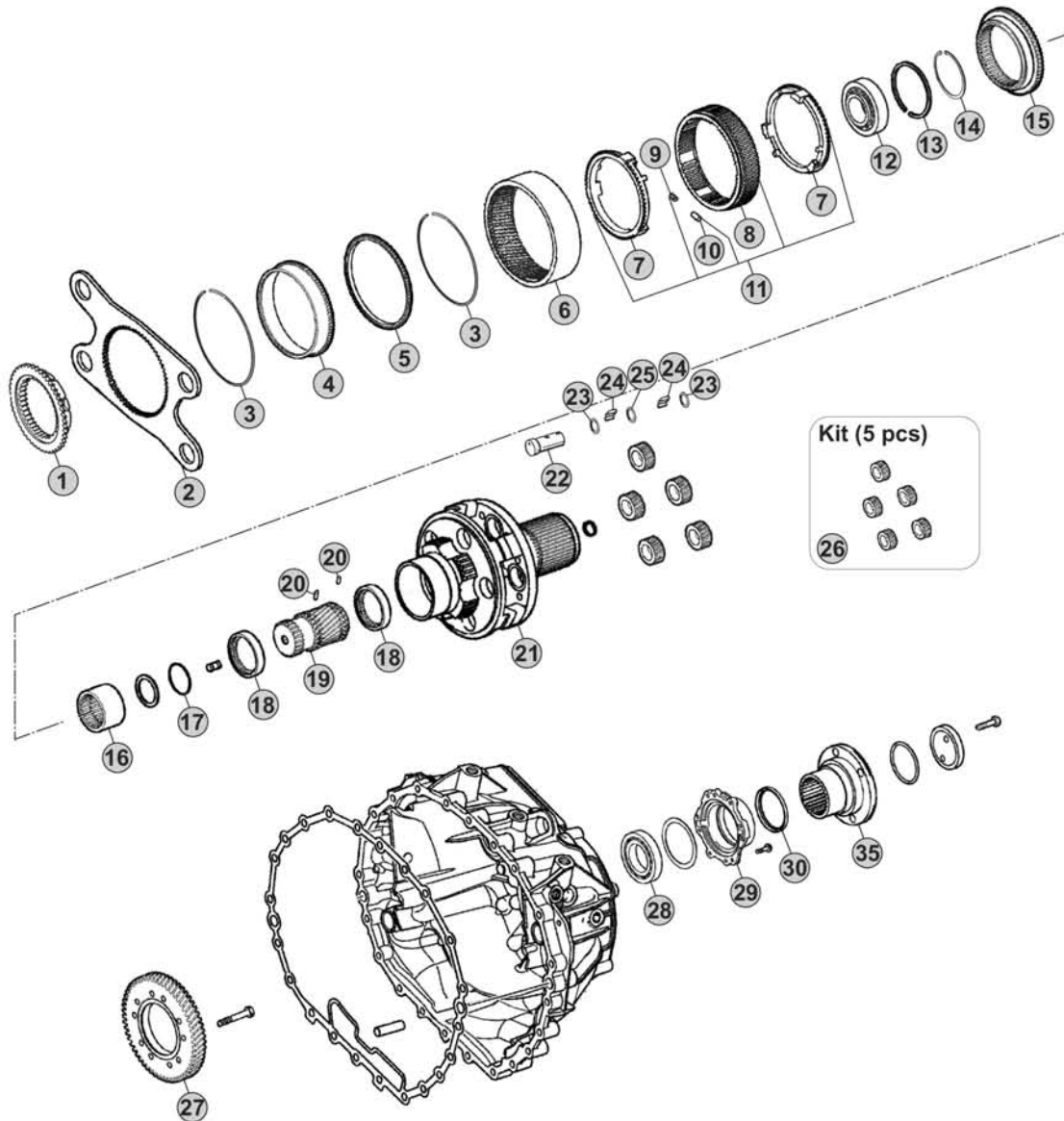
Our spare parts are not the originals but interchangeable with the originals ones. All original equipment manufacturers' numbers, pictures and models used in this catalogue are for reference only. Our products bear our trade-mark.

MODELS:

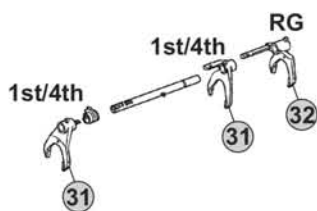
- AS TRONIC

VERSIONS:

- 16AS2630 (1328 xxx xxx)



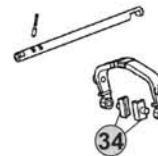
Gear Shift System



GV Shift System



GP Shift System



Notes

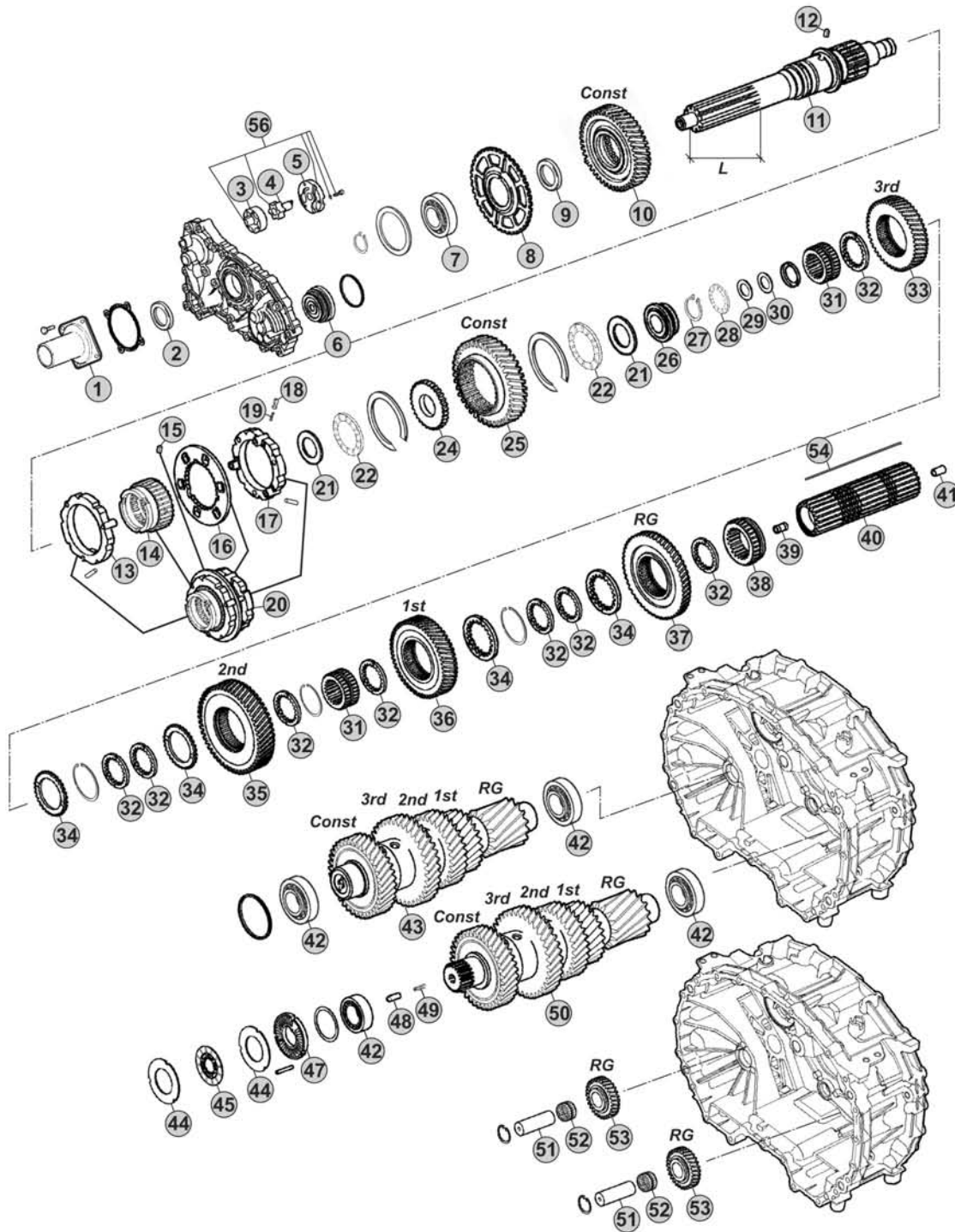
16AS2630 R. 14,12-0,83

MODELS:

- AS TRONIC

VERSIONS:

- 16AS2631 (1328 xxx xxx)



Notes

16AS2631 R. 14,12-0,83

Our spare parts are not the originals but interchangeable with the originals ones. All original equipment manufacturers' numbers, pictures and models used in this catalogue are for reference only. Our products bear our trade-mark.

Fig.	CEI no.	ZF no.	Description	Q.ty	Notes	16AS2631				
1	128.327	1328 302 202	Front cover	1		●				
2	139.966	0734 319 847	Oil Seal 55x70x8	1		●				
3	189.678	1315 303 027	Rotor	1		●				
4	189.679	1314 202 039	Oil Pump Shaft	1		●				
5	189.728	1314 302 138	Oil Pump Cover	1		●				
6	188.272	1328 202 024	Piston	1		●				
7	130.823	0750 116 365	Bearing 65x120x23	1		●				
8	126.032	1328 302 024	Speedometer Gear	1		●				
9	269.320	0730 110 392	Thrust Washer	1		●				
10	244.023	1328 302 063	Gear 1st Speed 40/31 T	1		●				
11	103.282	1328 302 077	Input Shaft L=116 mm	1		●				
12	160.261	1328 302 072	Lock Pin	1		●				
13	119.272	1328 202 046	Synchronizer Ring	1		●				
14	154.422	1328 302 064	Sliding Sleeve	1		●				
15	160.261	1328 302 072	Lock Pin	1		●				
16	135.189	1328 302 132	Plate	1		●				
17	119.273	1328 202 048	Synchronizer Ring	1		●				
18	156.037	0732 040 385	Outer Spring De.6x34	3		●				
19	171.063	0635 470 046	Needle	3		●				
20	196.371	1328 298 001	Synchronizer Assy	1		●				
21	269.322	0730 111 066	Washer	2		●				
22	137.316	0735 301 274	Needle 43x73x8	2		●				
24	269.205	1328 302 061	Washer	1		●				
25	244.024	1328 304 044	Gear 2nd Speed 34 T	1		●				
26	111.377	1328 302 075	Ring	1		●				
27	139.863	0730 513 641	Retaining Ring T.2,00	1		●				
28	137.376	0735 321 381	Needle 30x52x7,5 mm	1		●				
29	269.803	0730 109 641	Washer	1		●				
30	111.434	1499 298 160	Ring	1		●				
31	155.246	1328 304 064	Sliding Hub	2		●				
32	269.176	1314 304 008	Follower ring inner Th.7,00 mm	8		●				
33	244.180	1328 304 040	Gear 3rd Speed 42 T	1		●				
34	269.175	1314 304 119	Follower ring outer	4		●				
35	244.179	1328 304 018	Gear 2nd Speed 48 T	1		●				
36	244.059	1328 304 060	Gear 1st Speed 54 T	1		●				
37	244.060	1328 304 061	Reverse Gear 50 T	1		●				
38	154.507	1314 304 139	Sliding Sleeve	1		●				
39	189.729	1314 304 097	Oil Tube	1		●				
40	103.306	1328 304 063	Main Shaft	1		●				
41	189.730	1314 332 043	Oil Tube	1		●				
42	130.993	0750 117 640	Bearing 50x90x28	4		●				
43	190.432	1328 203 050	Countershaft Compl.	1		●				
44	269.178	1314 303 077	Clutch disc	4		●				

AS TRONIC
16AS2631

Date

04/2016

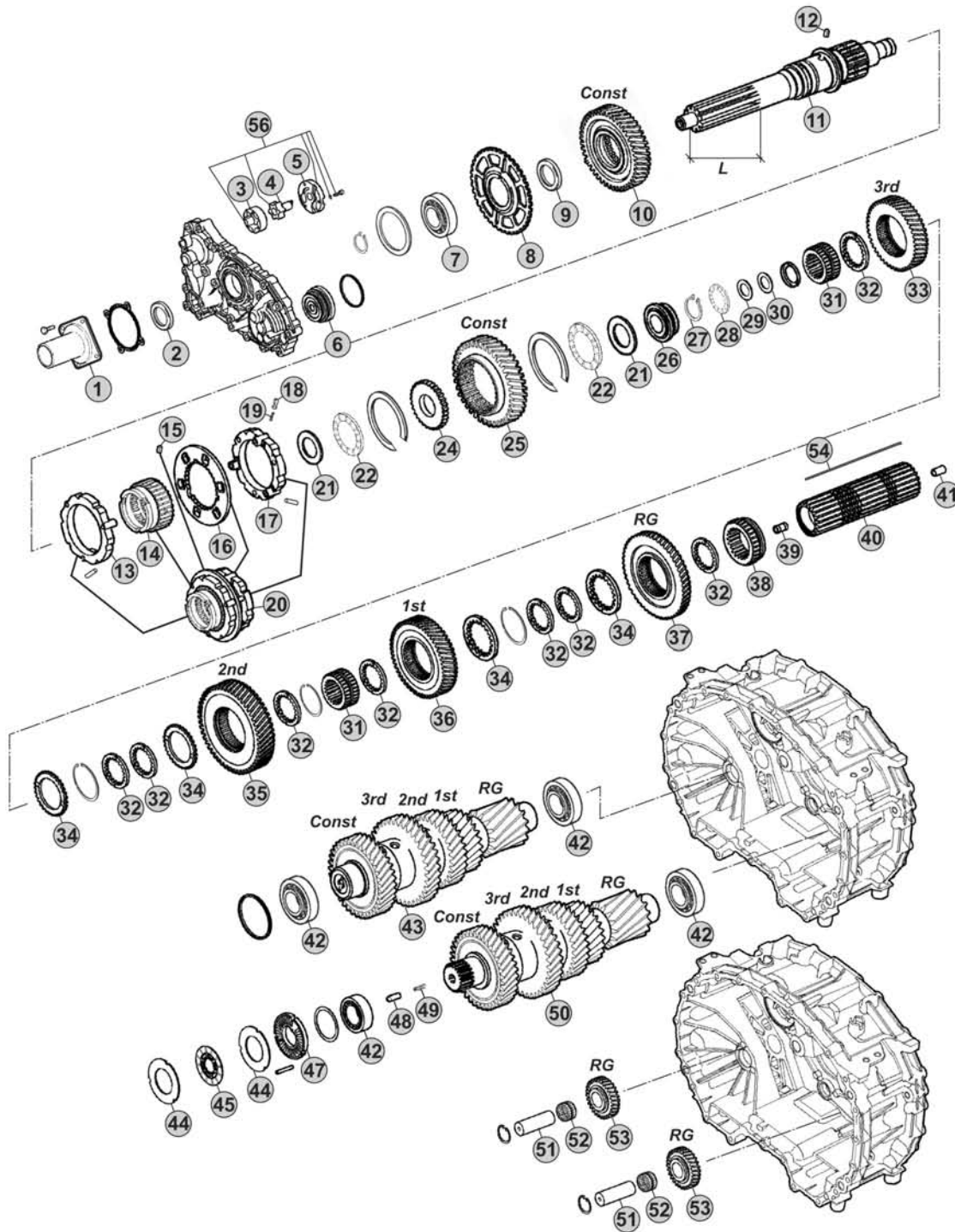
Notes

MODELS:

- AS TRONIC

VERSIONS:

- 16AS2631 (1328 xxx xxx)



Notes

16AS2631 R. 14,12-0,83

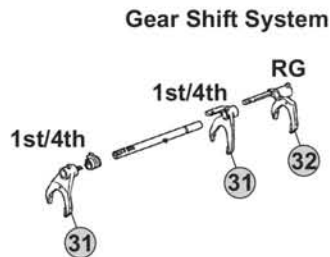
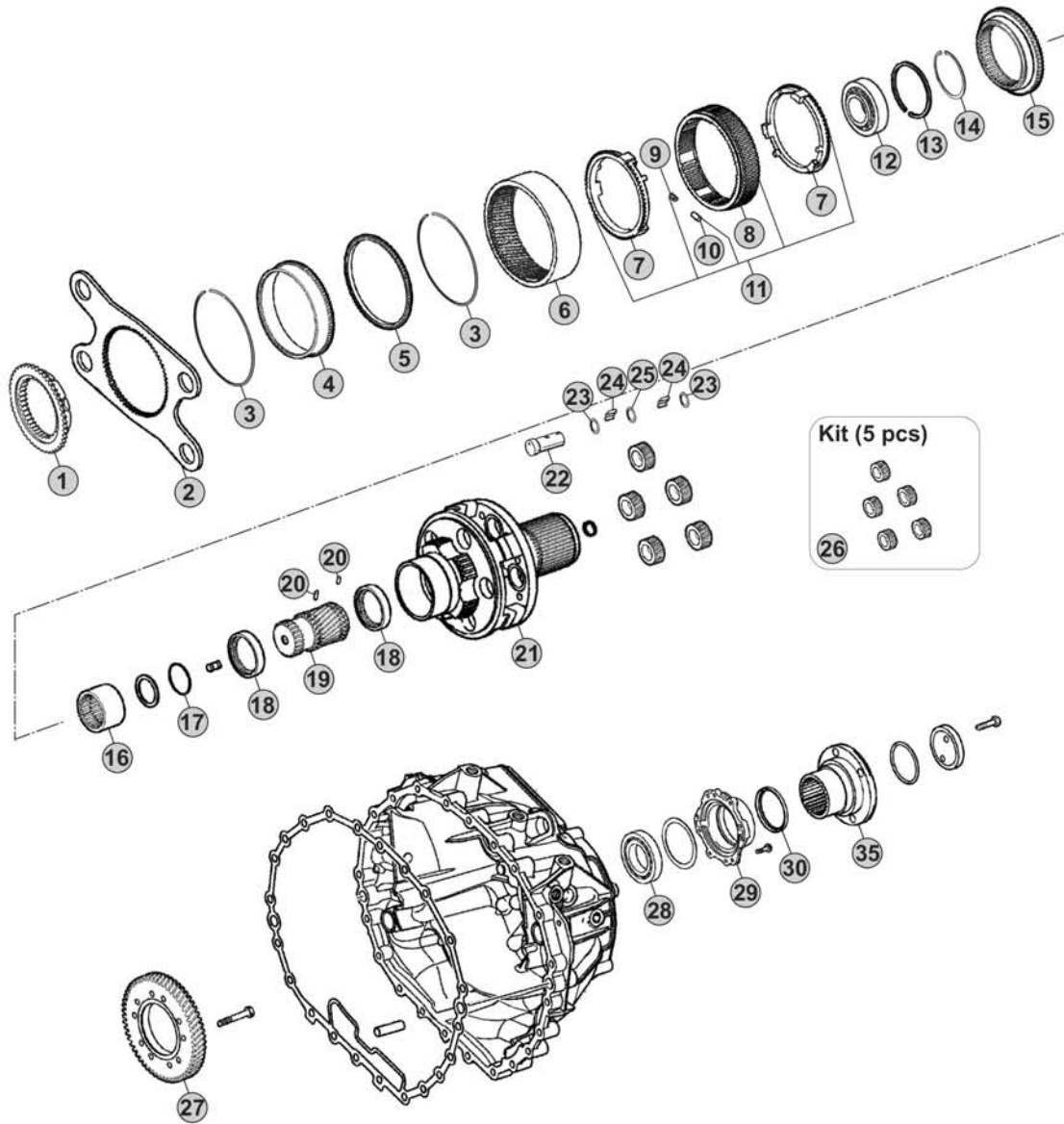
Our spare parts are not the originals but interchangeable with the originals ones. All original equipment manufacturers' numbers, pictures and models used in this catalogue are for reference only. Our products bear our trade-mark.

MODELS:

- AS TRONIC

VERSIONS:

- 16AS2631 (1328 xxx xxx)



Notes

16AS2631 R. 14,12-0,83

Models:

AS TRONIC MID

Versions:

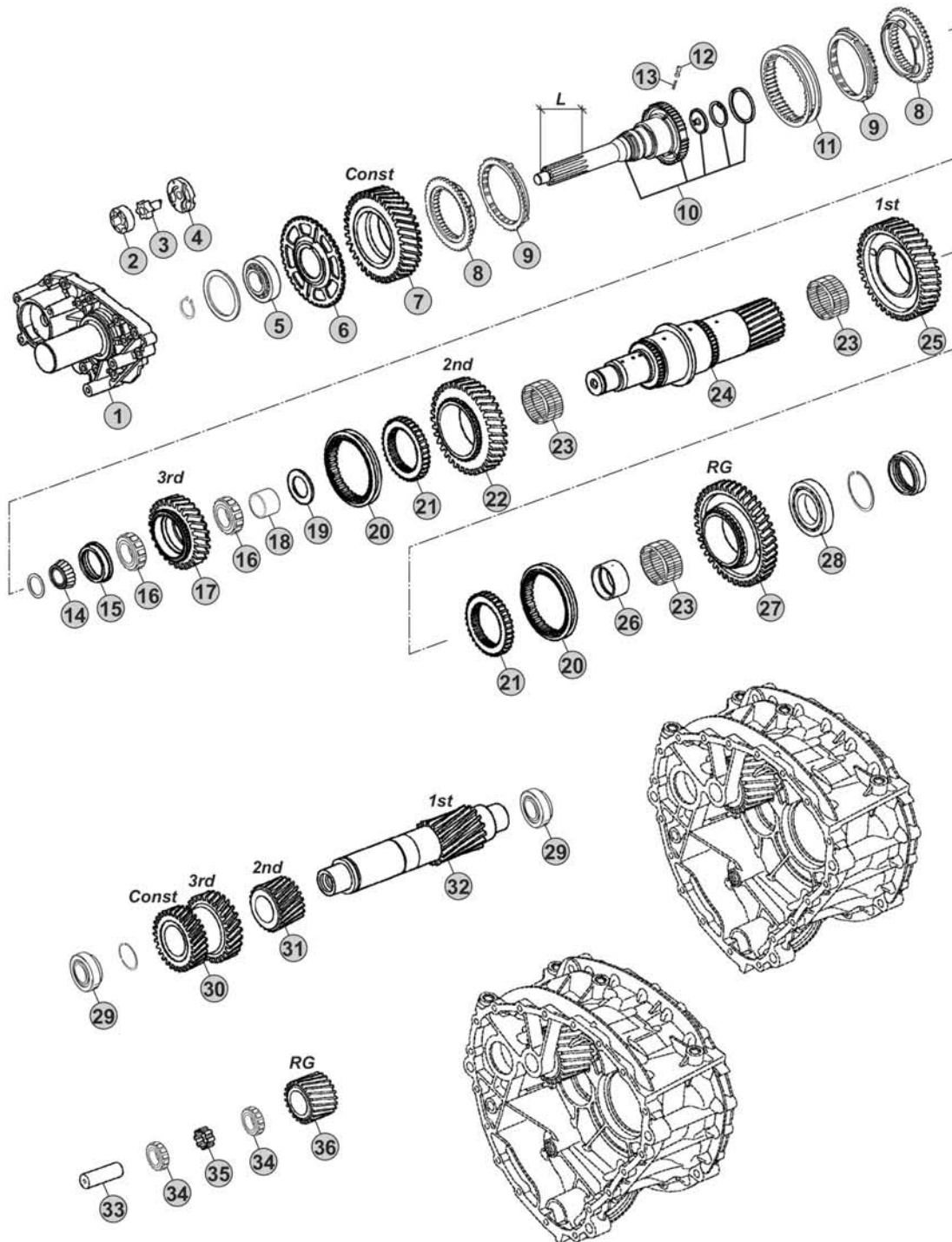
12AS121 (1336 xxx xxx) Pag.254 - **12AS122** (1336 xxx xxx) Pag.258 - **12AS142** (1336 xxx xxx) Pag.262
12AS162 (1336 xxx xxx) Pag.266
12AS1210 (1336 xxx xxx) Pag.270 - **12AS1220** (1336 xxx xxx) Pag.274 - **12AS1420** (1336 xxx xxx) Pag.278
12AS1620 (1336 xxx xxx) Pag.282

MODELS:

- AS TRONIC MID

VERSIONS:

- 12AS121 (1336 xxx xxx)



Notes

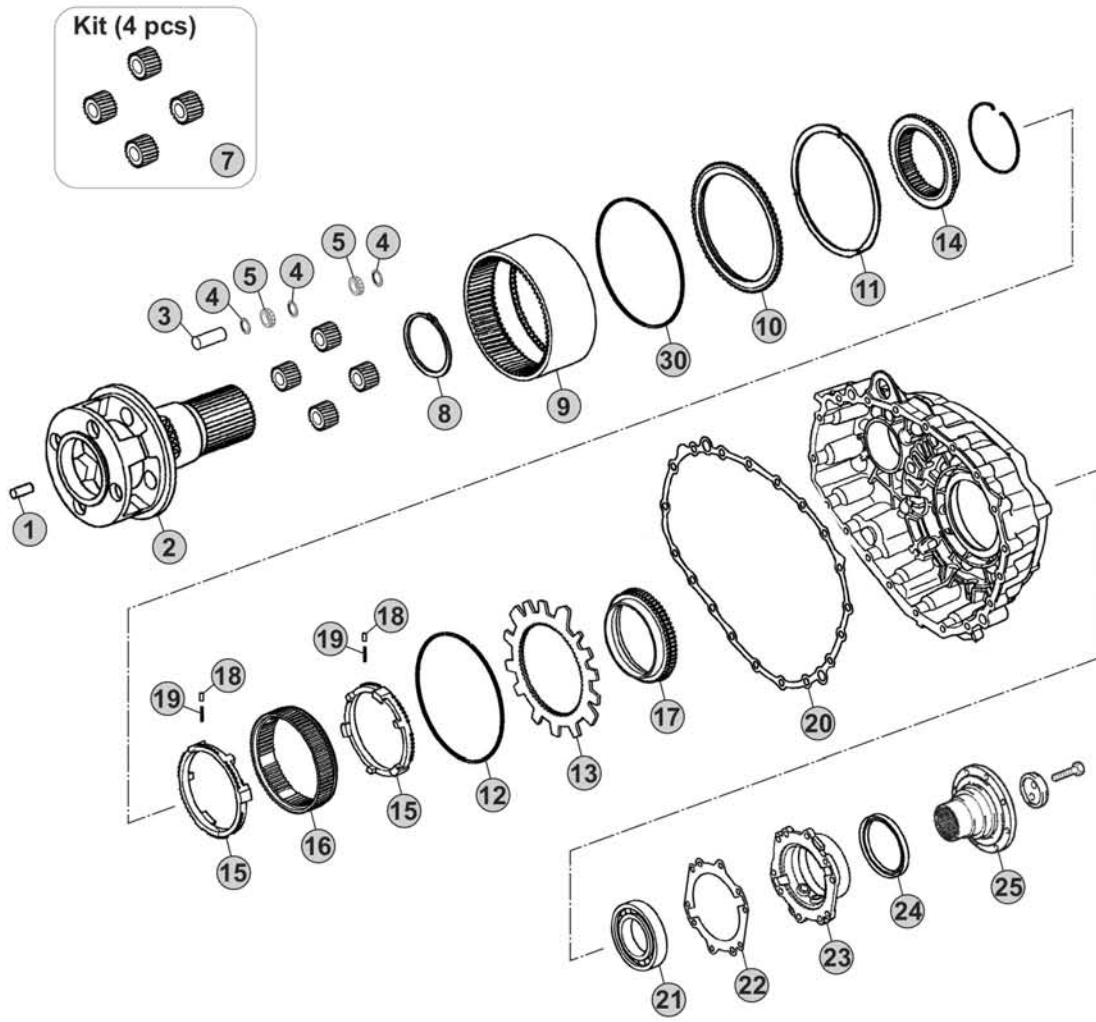
12AS121 R. 10,37-1,00

MODELS:

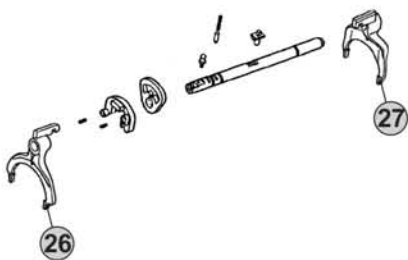
- AS TRONIC MID

VERSIONS:

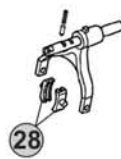
- 12AS121 (1336 xxx xxx)



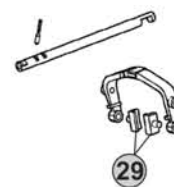
Gear Shift System



GV Shift System



GP Shift System



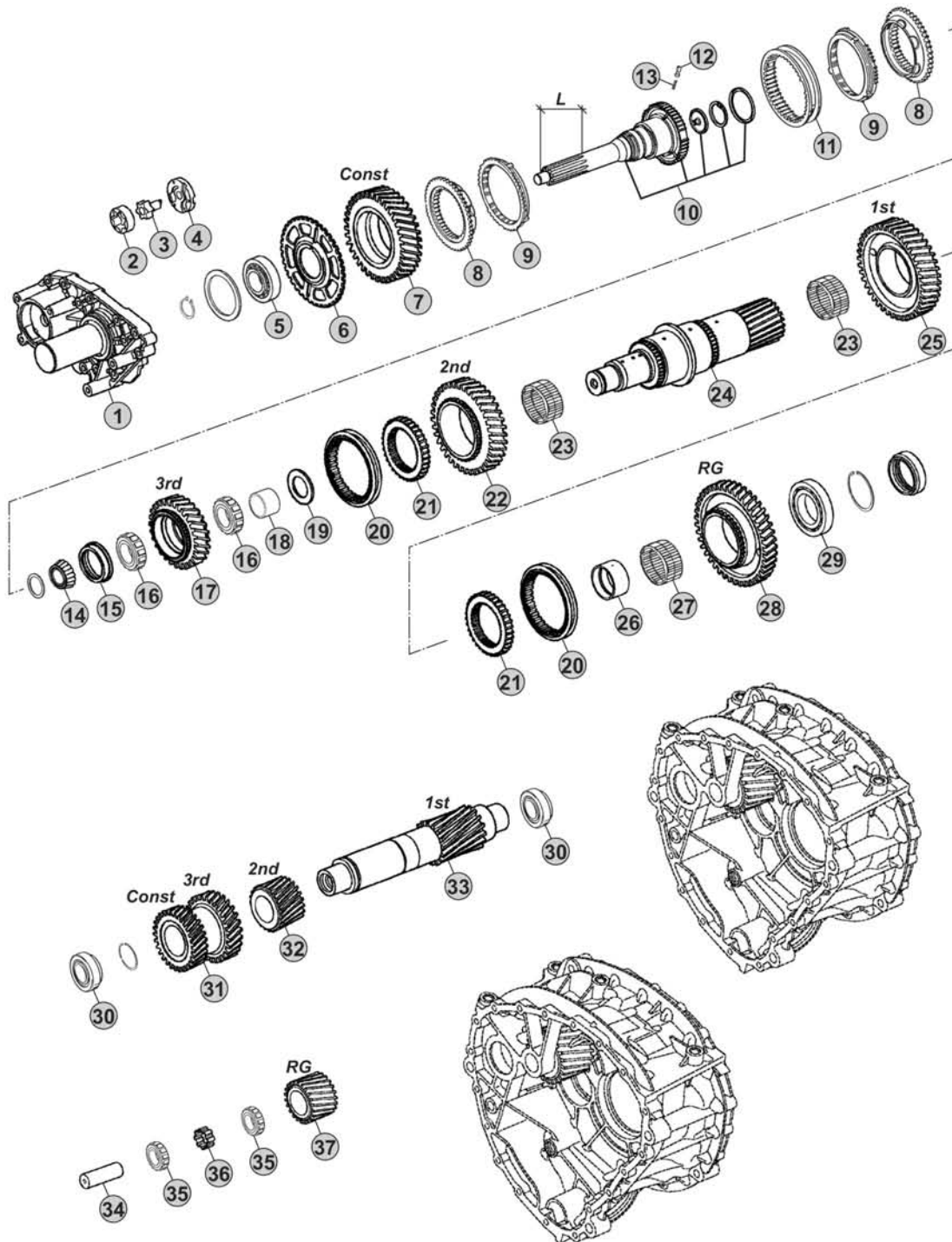
Notes

MODELS:

- AS TRONIC MID

VERSIONS:

- 12AS122 (1336 xxx xxx)



Notes

12AS1220 R. 12,83-1,00

Our spare parts are not the originals but interchangeable with the originals ones. All original equipment manufacturers' numbers, pictures and models used in this catalogue are for reference only. Our products bear our trade-mark.

Fig.	CEI no.	ZF no.	Description	Q.ty	Notes	12AS122			
1	128.364	1336 202 009	Front cover	1		●			
2	189.678	1315 303 027	Rotor	1		●			
3	101.187	1336 203 003	Oil Pump Shaft	1		●			
4	189.734	1336 303 049	Oil Pump Cover	1		●			
5	130.451	0750 117 621	Bearing	1		●			
6	126.038	1336 302 010	Speedometer gear	1		●			
7	244.333	1336 302 008	Constant Gear 31 T	1		●			
8	109.216	1336 304 050	Synchronizer Cone	2		●			
9	119.220	1311 304 255	Synchronizer Ring	2		●			
10	102.572	1336 202 012	Input Shaft	1		●			
11	154.241	1336 304 049	Sliding Sleeve	1		●			
12	160.320	1336 302 033	Pin	3		●			
13	156.216	0732 040 410	Spring	3		●			
14	130.452	0735 455 320	Bearing Cone	1		●			
15	269.690	1336 304 035	Thrust Ring	1		●			
16	137.408	0735 410 705	Needle Cage	2		●			
17	244.334	1336 304 004	Gear 3rd Speed 28 T	1		●			
18	117.513	0750 119 133	Bush	1		●			
19	269.691	1336 304 022	Washer	1		●			
20	154.242	1336 304 011	Sliding Sleeve	2		●			
21	154.243	1336 304 017	Sleeve	2		●			
22	244.335	1336 304 019	Gear 2nd Speed 37 T	1		●			
23	137.411	0735 321 544	Needle Cage	2		●			
24	103.321	1336 304 033	Main Shaft 22/38/38 T	1		●			
25	244.336	1336 304 046	Gear 1st Speed 54 T	1		●			
26	117.512	1336 304 021	Bush	1		●			
27	137.409	0750 115 554	Needle Cage	1		●			
28	244.332	1336 304 045	Reverse Gear 55 T	1		●			
29	130.941	0735 370 216	Bearing 75x130x27,2	1		●			
30	130.453	0750 117 870	Bearing	2		●			
31	146.855	1336 303 028	Double gear 37/27 T	1		●			
32	146.856	1336 303 027	Gear 2nd Speed 23 T	1		●			
33	105.304	1336 303 040	Countershaft 21 T	1		●			
34	107.277	1336 305 002	Reverse Shaft	1		●			
35	137.393	0750 115 974	Needle Cage 40x60x26	2		●			
36	269.692	0750 101 178	Spacer Ring	1		●			
37	147.323	1336 305 007	Reverse Gear 29 T	1		●			

AS TRONIC MID
12AS122

Date 04/2016 Notes _____

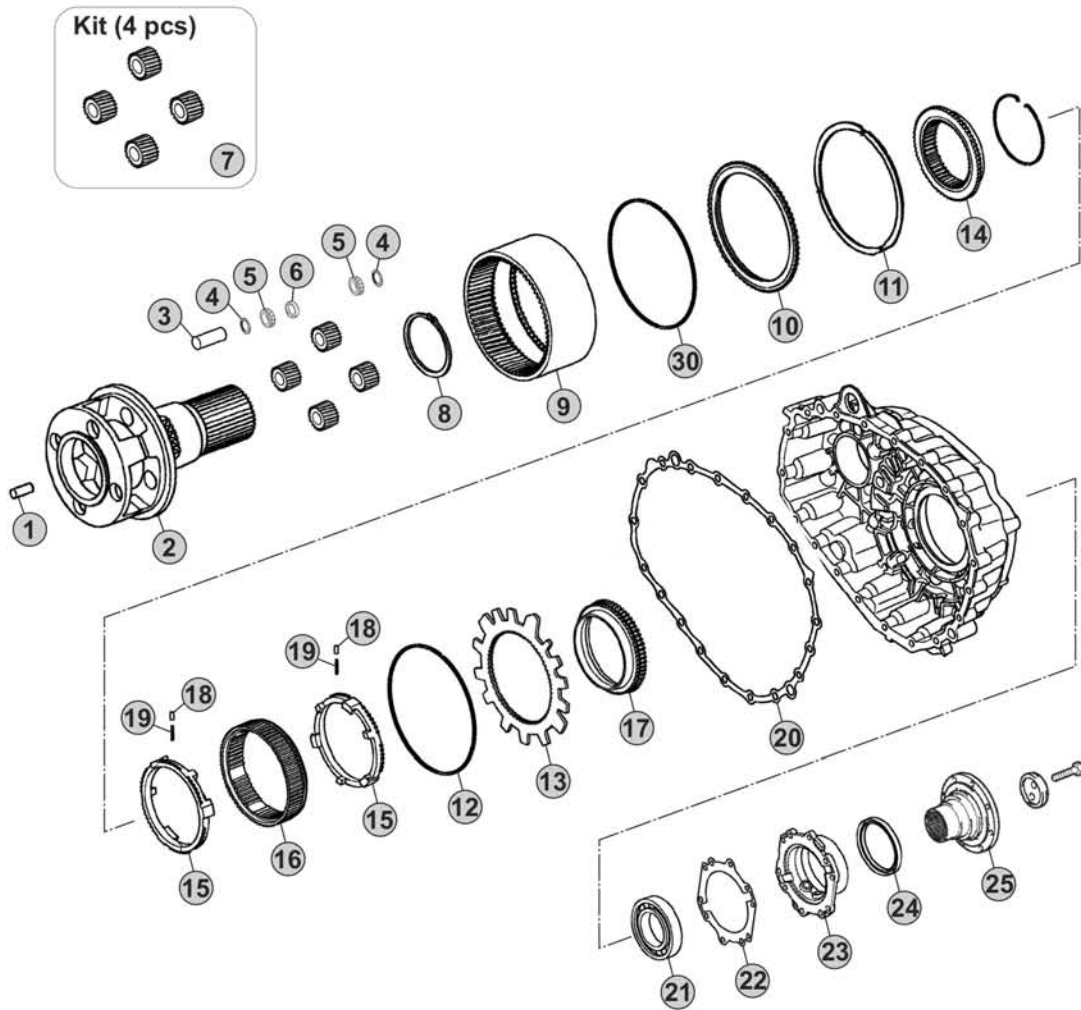


MODELS:

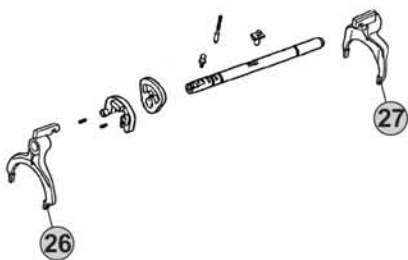
- AS TRONIC MID

VERSIONS:

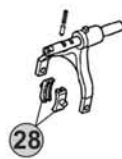
- 12AS122 (1336 xxx xxx)



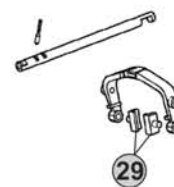
Gear Shift System



GV Shift System



GP Shift System



Notes

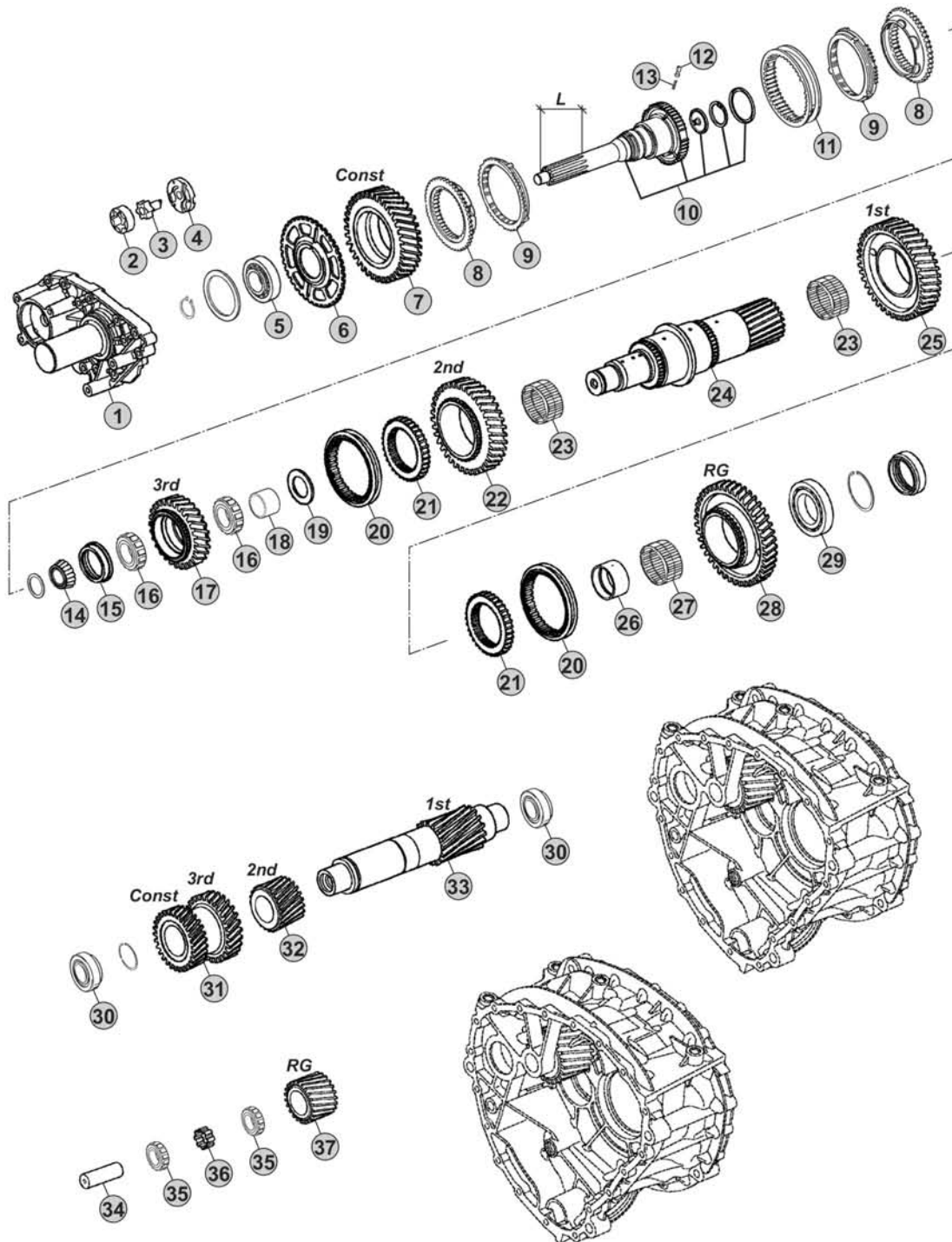
Our spare parts are not the originals but interchangeable with the originals ones. All original equipment manufacturers' numbers, pictures and models used in this catalogue are for reference only. Our products bear our trade-mark.

MODELS:

- AS TRONIC MID

VERSIONS:

- 12AS142 (1336 xxx xxx)



Notes

- (A) R. 10,37-0,81
- (B) R. 12,83-1,00

Our spare parts are not the originals but interchangeable with the originals ones. All original equipment manufacturers' numbers, pictures and models used in this catalogue are for reference only. Our products bear our trade-mark.

Fig.	CEI no.	ZF no.	Description	Q.ty	Notes	12AS142				
1	128.364	1336 202 009	Front cover	1		●				
2	189.678	1315 303 027	Rotor	1		●				
3	101.187	1336 203 003	Oil Pump Shaft	1		●				
4	189.734	1336 303 049	Oil Pump Cover	1		●				
5	130.451	0750 117 621	Bearing	1		●				
6	126.038	1336 302 010	Speedometer gear	1		●				
7	244.337	1336 302 009	Constant Gear 37 T	1	(A)	●				
7	244.333	1336 302 008	Constant Gear 31 T	1	(B)	●				
8	109.216	1336 304 050	Synchronizer Cone	2		●				
9	119.220	1311 304 255	Synchronizer Ring	2		●				
10	102.572	1336 202 012	Input Shaft	1		●				
10	102.573	1336 202 013	Input Shaft	1		●				
11	154.241	1336 304 049	Sliding Sleeve	1		●				
12	160.320	1336 302 033	Pin	3		●				
13	156.216	0732 040 410	Spring	3		●				
14	130.452	0735 455 320	Bearing Cone	1		●				
15	269.690	1336 304 035	Thrust Ring	1		●				
16	137.408	0735 410 705	Needle Cage	2		●				
17	244.334	1336 304 004	Gear 3rd Speed 28 T	1		●				
18	117.513	0750 119 133	Bush	1		●				
19	269.691	1336 304 022	Washer	1		●				
20	154.242	1336 304 011	Sliding Sleeve	2		●				
21	154.243	1336 304 017	Sleeve	2		●				
22	244.335	1336 304 019	Gear 2nd Speed 37 T	1		●				
23	137.411	0735 321 544	Needle Cage	2		●				
24	103.321	1336 304 033	Main Shaft 22/38/38 T	1		●				
25	244.336	1336 304 046	Gear 1st Speed 54 T	1		●				
26	117.512	1336 304 021	Bush	1		●				
27	137.409	0750 115 554	Needle Cage	1		●				
28	244.332	1336 304 045	Reverse Gear 55 T	1		●				
29	130.941	0735 370 216	Bearing 75x130x27,2	1		●				
30	130.453	0750 117 870	Bearing	2		●				
31	146.857	1336 303 029	Double Gear 29/27 T	1	(A)	●				
31	146.855	1336 303 028	Double gear 37/27 T	1	(B)	●				
32	146.856	1336 303 027	Gear 2nd Speed 23 T	1		●				
33	105.304	1336 303 040	Countershaft 21 T	1		●				
34	107.277	1336 305 002	Reverse Shaft	1		●				
35	137.393	0750 115 974	Needle Cage 40x60x26	2		●				
36	269.692	0750 101 178	Spacer Ring	1		●				
37	147.323	1336 305 007	Reverse Gear 29 T	1		●				

AS TRONIC MID
12AS142

Date _____ Notes _____
04/2016

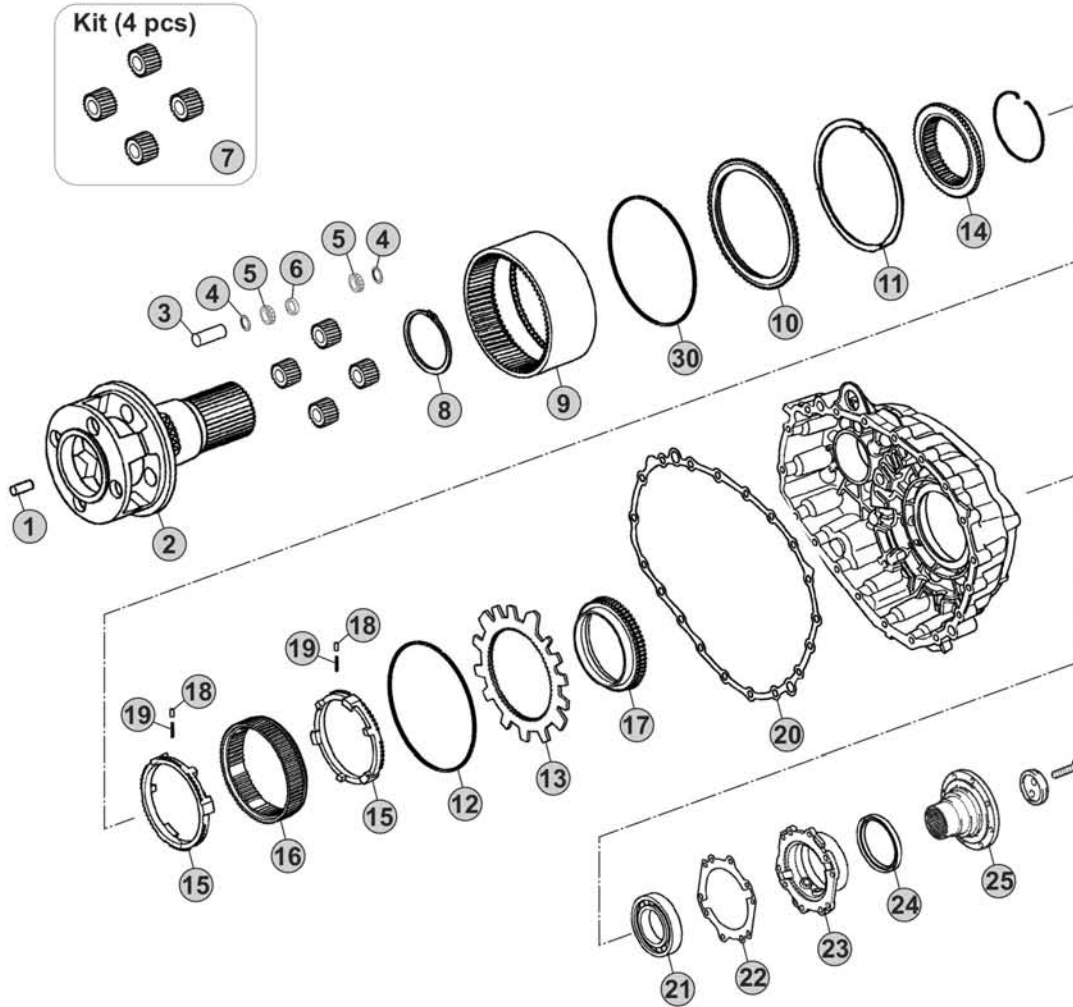


MODELS:

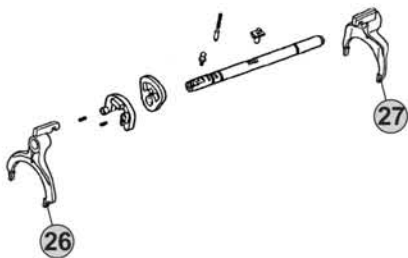
- AS TRONIC MID

VERSIONS:

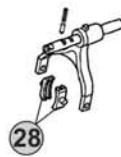
- 12AS142 (1336 xxx xxx)



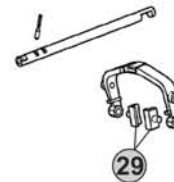
Gear Shift System



GV Shift System



GP Shift System



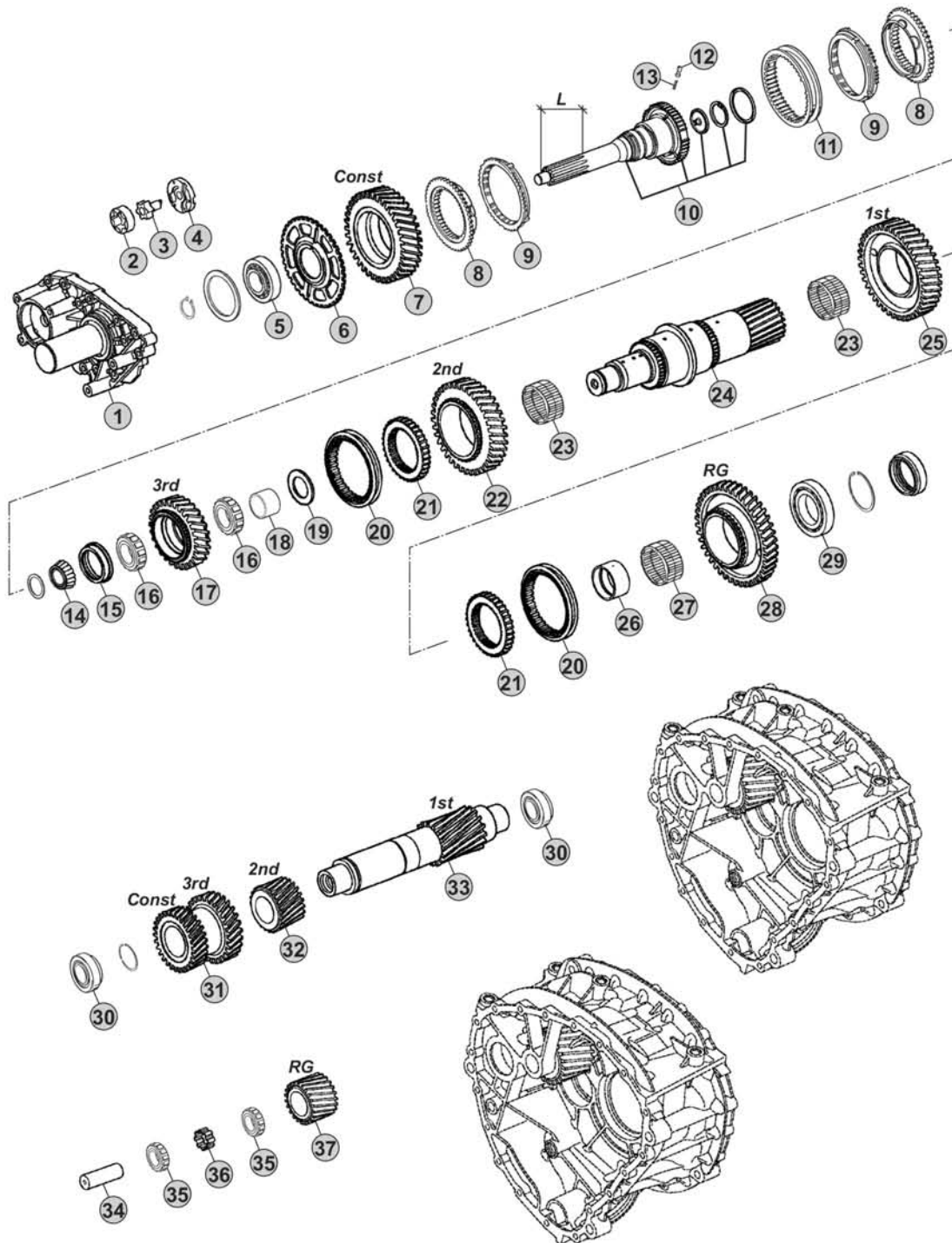
Notes

MODELS:

- AS TRONIC MID

VERSIONS:

- 12AS162 (1336 xxx xxx)



Notes

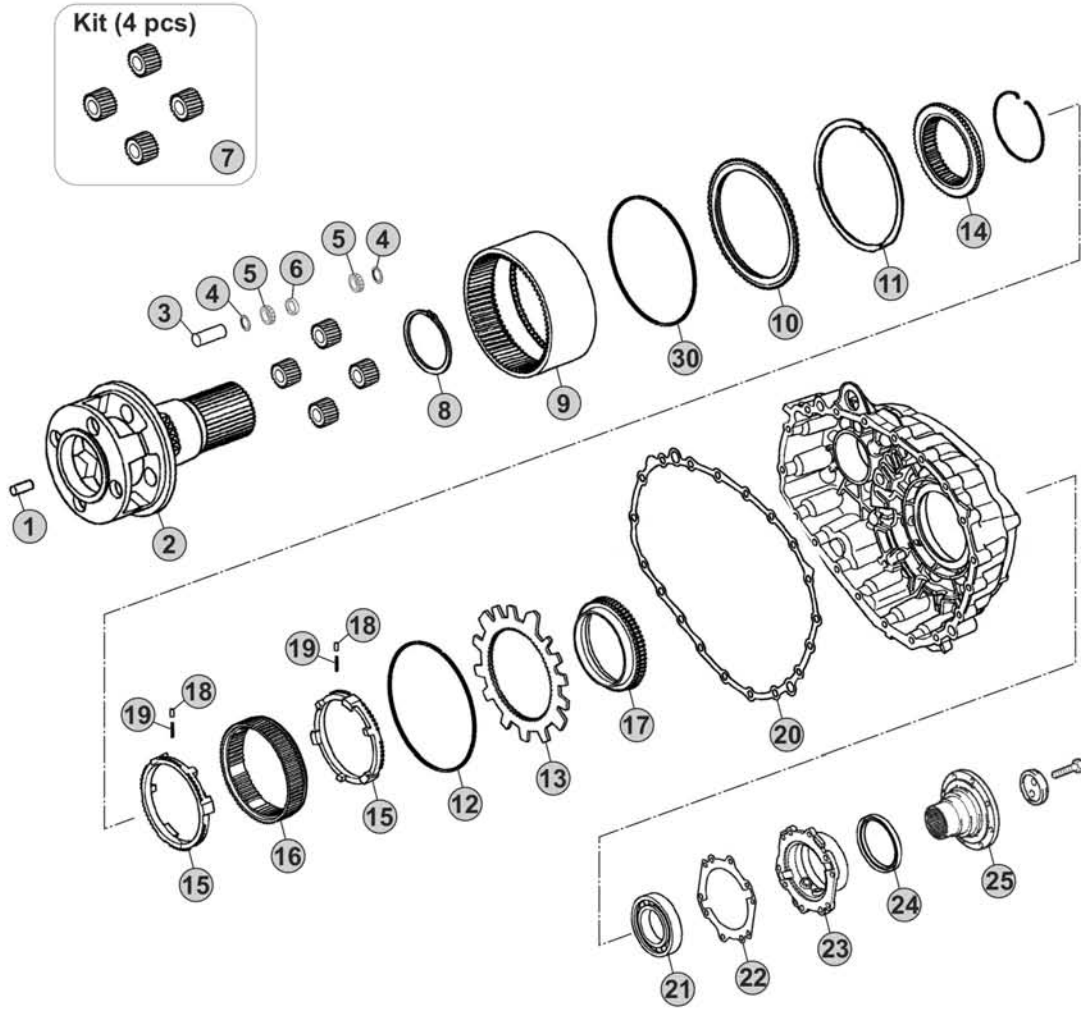
12AS1620 R. 10,37-0,81

MODELS:

- AS TRONIC MID

VERSIONS:

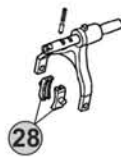
- 12AS162 (1336 xxx xxx)



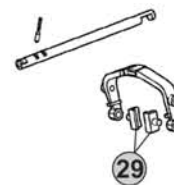
Gear Shift System



GV Shift System



GP Shift System



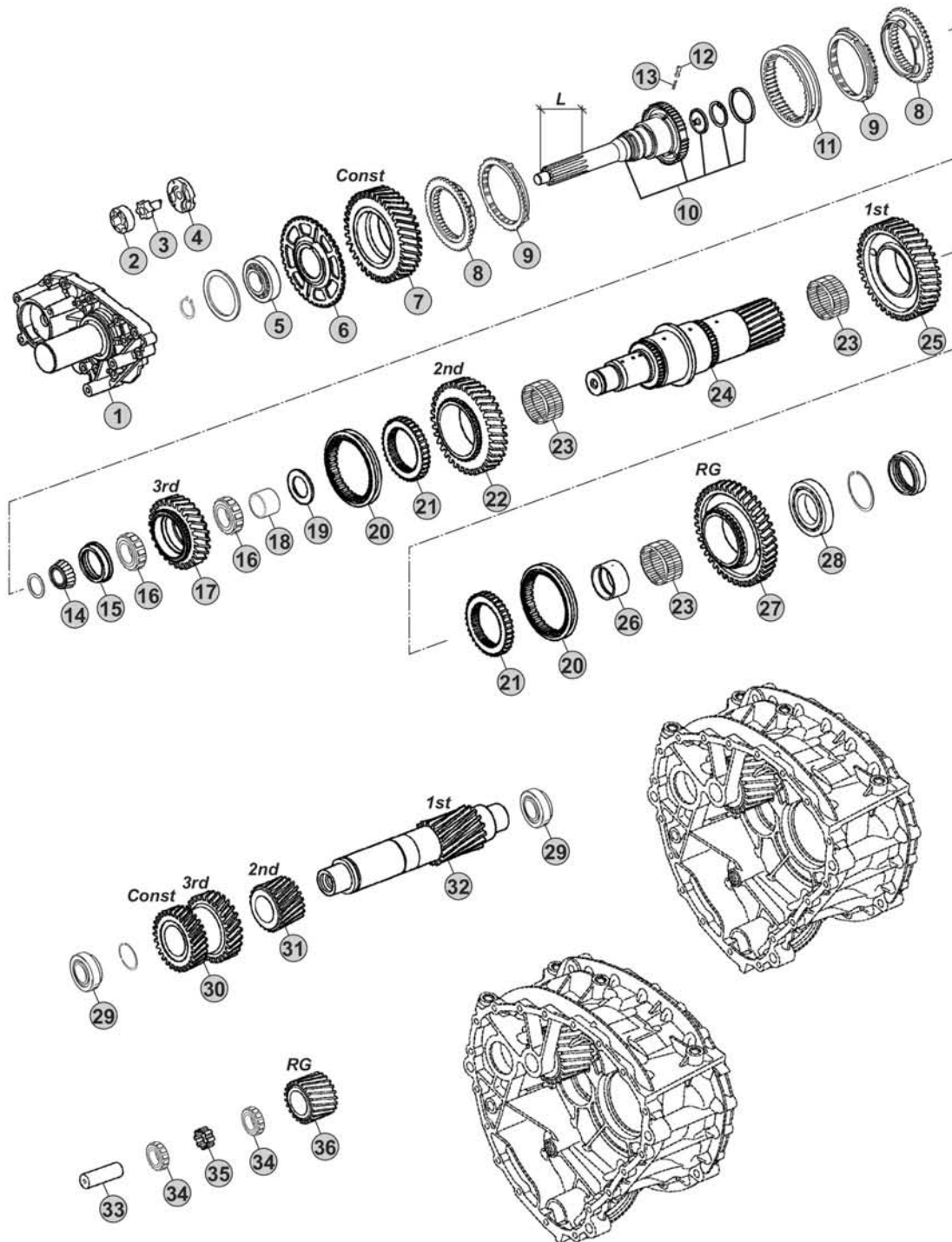
Notes

MODELS:

- AS TRONIC MID

VERSIONS:

- 12AS1210 (1336 xxx xxx)



Notes

12AS121 R. 10,37-1,00

Our spare parts are not the originals but interchangeable with the originals ones. All original equipment manufacturers' numbers, pictures and models used in this catalogue are for reference only. Our products bear our trade-mark.

Fig.	CEI no.	ZF no.	Description	Q.ty	Notes	12AS1210			
1	128.364	1336 202 009	Front cover	1		●			
2	189.678	1315 303 027	Rotor	1		●			
3	101.187	1336 203 003	Oil Pump Shaft	1		●			
4	189.734	1336 303 049	Oil Pump Cover	1		●			
5	130.451	0750 117 621	Bearing	1		●			
6	126.038	1336 302 010	Speedometer gear	1		●			
7	244.208	1336 302 007	Constant Gear	1		●			
8	109.216	1336 304 050	Synchronizer Cone	2		●			
9	119.220	1311 304 255	Synchronizer Ring	2		●			
10	102.571	1336 202 010	Input Shaft	1		●			
10	102.603	1336 202 011	Input Shaft	1		●			
11	154.241	1336 304 049	Sliding Sleeve	1		●			
12	160.320	1336 302 033	Pin	3		●			
13	156.216	0732 040 410	Spring	3		●			
14	130.452	0735 455 320	Bearing Cone	1		●			
15	269.690	1336 304 035	Thrust Ring	1		●			
16	137.408	0735 410 705	Needle Cage	2		●			
17	244.210	1336 304 003	Gear 3rd Speed 28 T	1		●			
18	117.511	0750 119 132	Bush	1		●			
19	269.691	1336 304 022	Washer	1		●			
20	154.242	1336 304 011	Sliding Sleeve	2		●			
21	154.243	1336 304 017	Sleeve	2		●			
22	244.211	1336 304 005	Gear 2nd Speed 37 T	1		●			
23	137.409	0750 115 554	Needle Cage	3		●			
24	103.320	1336 304 032	Main Shaft 22/38/38 T	1		●			
25	244.212	1336 304 044	Gear 1st Speed	1		●			
26	117.512	1336 304 021	Bush	1		●			
27	244.332	1336 304 045	Reverse Gear 55 T	1		●			
28	130.941	0735 370 216	Bearing 75x130x27,2	1		●			
29	130.453	0750 117 870	Bearing	2		●			
30	146.853	1336 303 022	Double Gear	1		●			
31	146.854	1336 303 009	Gear 2nd Speed 23 T	1		●			
32	105.303	1336 303 038	Countershaft	1		●			
33	107.277	1336 305 002	Reverse Shaft	1		●			
34	137.393	0750 115 974	Needle Cage 40x60x26	2		●			
35	269.692	0750 101 178	Spacer Ring	1		●			
36	147.323	1336 305 007	Reverse Gear 29 T	1		●			

AS TRONIC MID
12AS1210

Date _____ Notes _____
04/2016

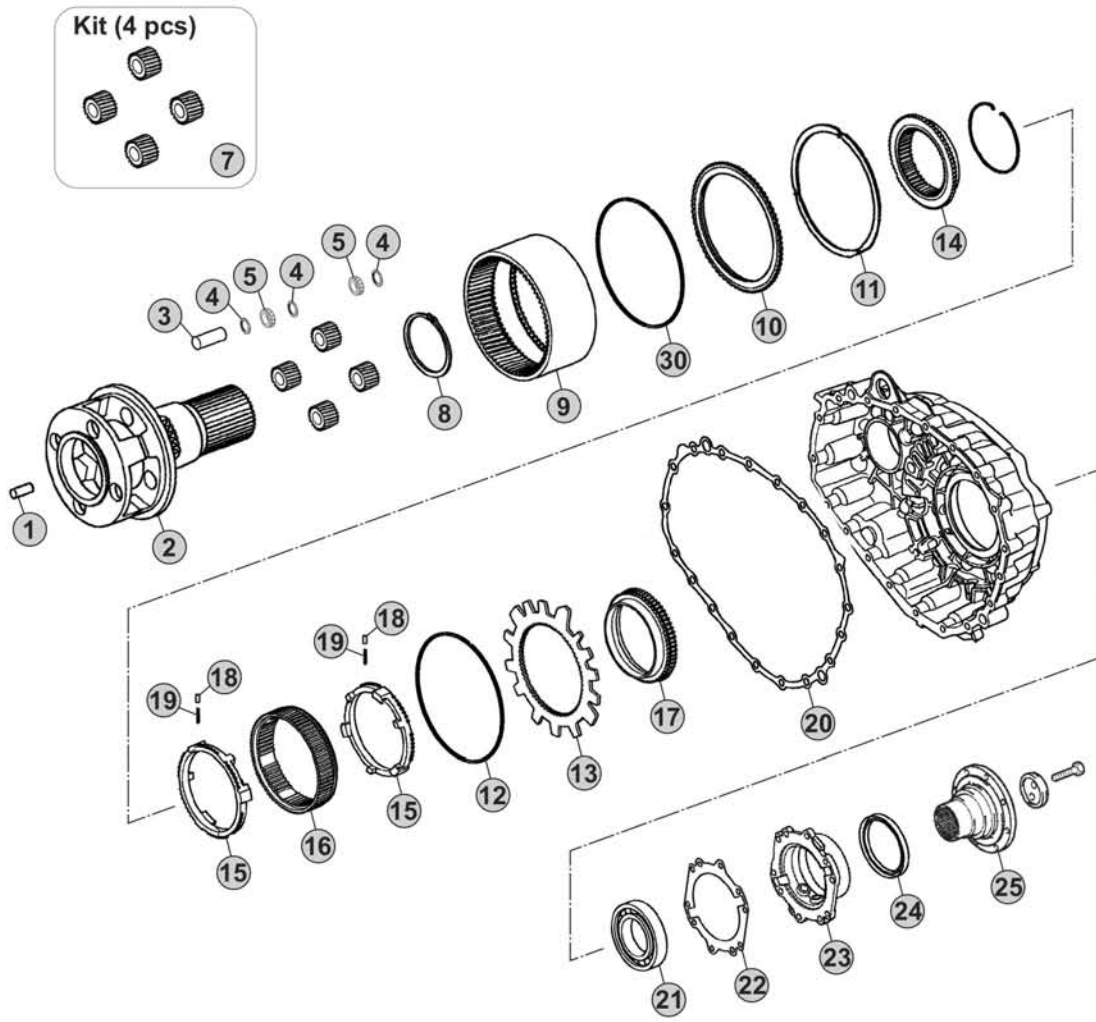


MODELS:

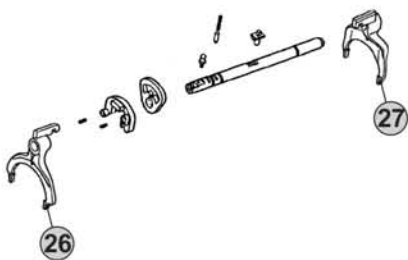
- AS TRONIC MID

VERSIONS:

- 12AS1210 (1336 xxx xxx)



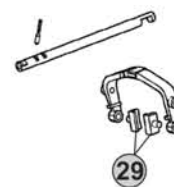
Gear Shift System



GV Shift System



GP Shift System



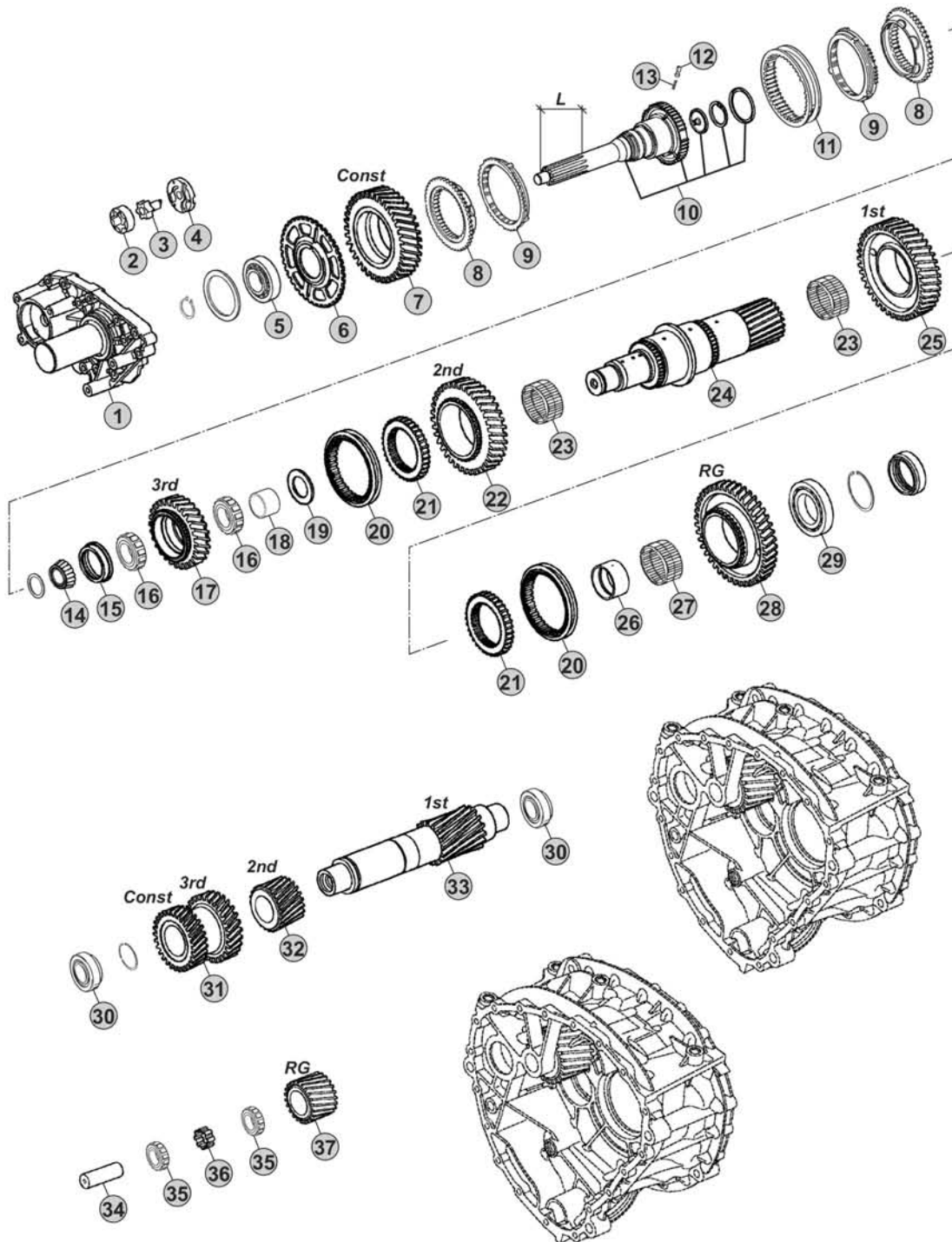
Notes

MODELS:

- AS TRONIC MID

VERSIONS:

- 12AS1220 (1336 xxx xxx)



Notes

12AS1220 R. 12,83-1,00

Our spare parts are not the originals but interchangeable with the originals ones. All original equipment manufacturers' numbers, pictures and models used in this catalogue are for reference only. Our products bear our trade-mark.

Fig.	CEI no.	ZF no.	Description	Q.ty	Notes	12AS1220			
1	128.364	1336 202 009	Front cover	1		●			
2	189.678	1315 303 027	Rotor	1		●			
3	101.187	1336 203 003	Oil Pump Shaft	1		●			
4	189.734	1336 303 049	Oil Pump Cover	1		●			
5	130.451	0750 117 621	Bearing	1		●			
6	126.038	1336 302 010	Speedometer gear	1		●			
7	244.333	1336 302 008	Constant Gear 31 T	1		●			
8	109.216	1336 304 050	Synchronizer Cone	2		●			
9	119.220	1311 304 255	Synchronizer Ring	2		●			
10	102.572	1336 202 012	Input Shaft	1		●			
11	154.241	1336 304 049	Sliding Sleeve	1		●			
12	160.320	1336 302 033	Pin	3		●			
13	156.216	0732 040 410	Spring	3		●			
14	130.452	0735 455 320	Bearing Cone	1		●			
15	269.690	1336 304 035	Thrust Ring	1		●			
16	137.408	0735 410 705	Needle Cage	2		●			
17	244.334	1336 304 004	Gear 3rd Speed 28 T	1		●			
18	117.513	0750 119 133	Bush	1		●			
19	269.691	1336 304 022	Washer	1		●			
20	154.242	1336 304 011	Sliding Sleeve	2		●			
21	154.243	1336 304 017	Sleeve	2		●			
22	244.335	1336 304 019	Gear 2nd Speed 37 T	1		●			
23	137.411	0735 321 544	Needle Cage	2		●			
24	103.321	1336 304 033	Main Shaft 22/38/38 T	1		●			
25	244.336	1336 304 046	Gear 1st Speed 54 T	1		●			
26	117.512	1336 304 021	Bush	1		●			
27	137.409	0750 115 554	Needle Cage	1		●			
28	244.332	1336 304 045	Reverse Gear 55 T	1		●			
29	130.941	0735 370 216	Bearing 75x130x27,2	1		●			
30	130.453	0750 117 870	Bearing	2		●			
31	146.855	1336 303 028	Double gear 37/27 T	1		●			
32	146.856	1336 303 027	Gear 2nd Speed 23 T	1		●			
33	105.304	1336 303 040	Countershaft 21 T	1		●			
34	107.277	1336 305 002	Reverse Shaft	1		●			
35	137.393	0750 115 974	Needle Cage 40x60x26	2		●			
36	269.692	0750 101 178	Spacer Ring	1		●			
37	147.323	1336 305 007	Reverse Gear 29 T	1		●			

AS TRONIC MID
12AS1220

Date _____ Notes _____
04/2016

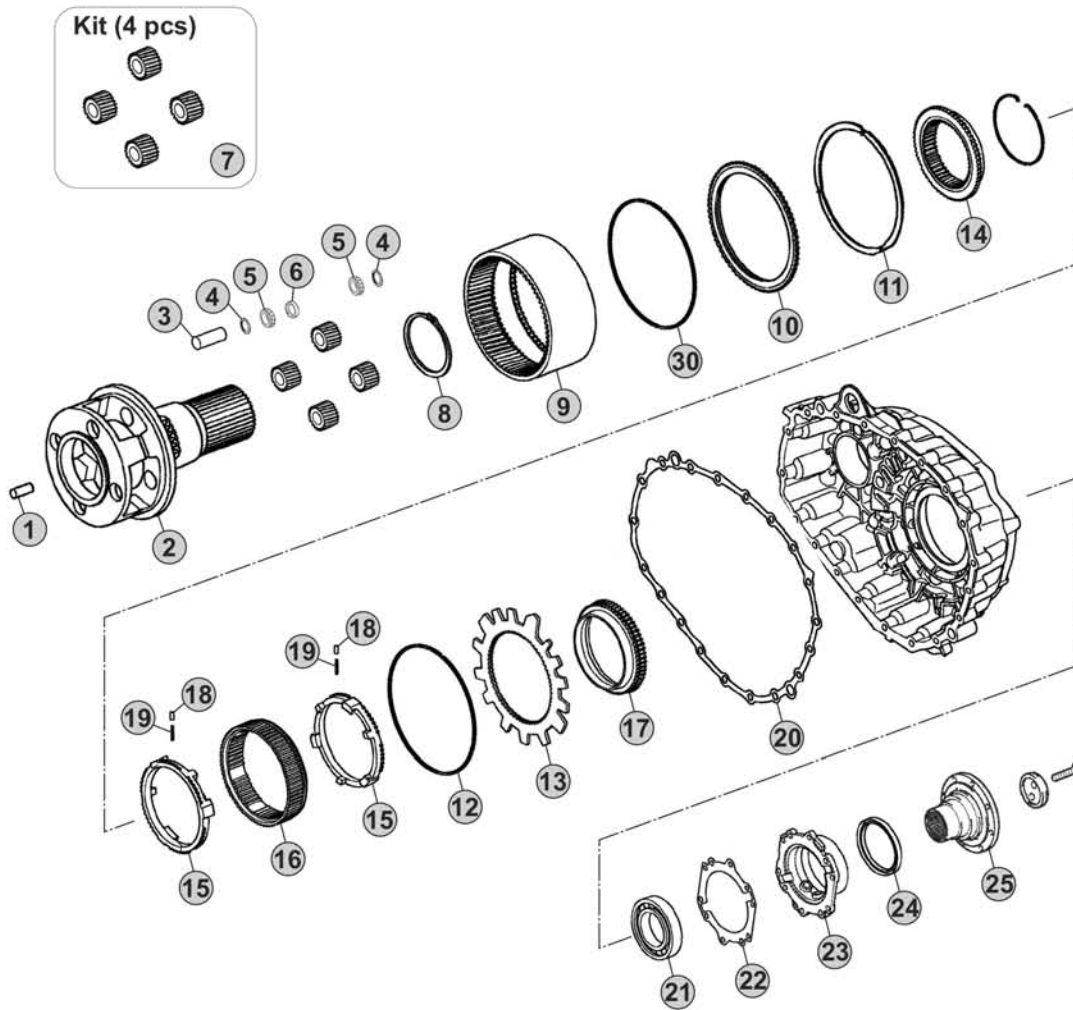


MODELS:

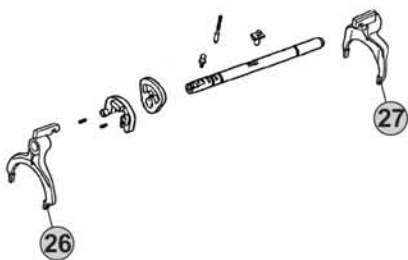
- AS TRONIC MID

VERSIONS:

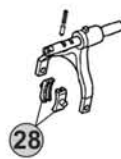
- 12AS1220 (1336 xxx xxx)



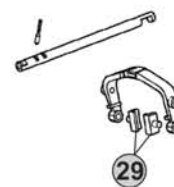
Gear Shift System



GV Shift System



GP Shift System



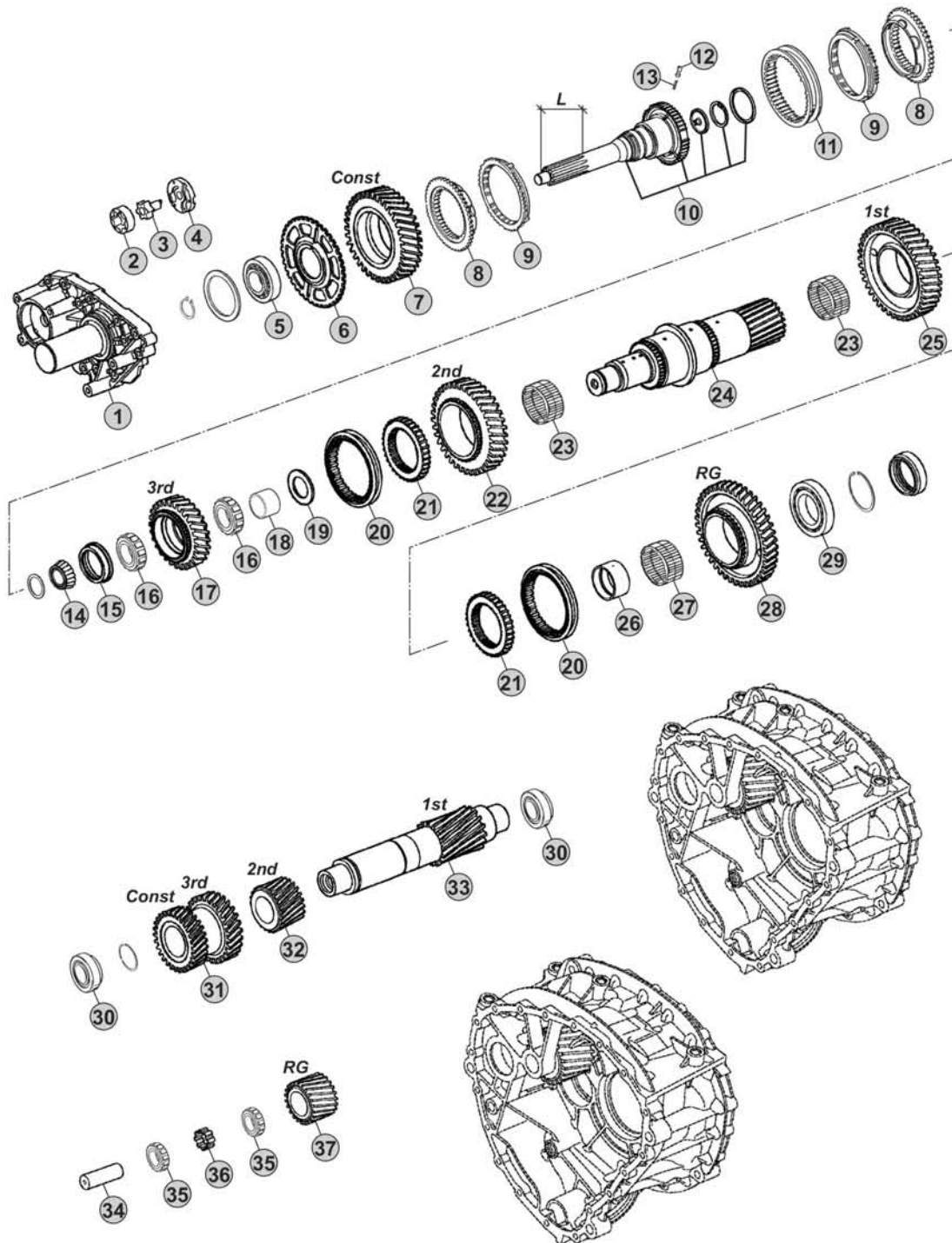
Notes

MODELS:

- AS TRONIC MID

VERSIONS:

- 12AS1420 (1336 xxx xxx)



Notes

- (A) R. 10,37-0,81
 (B) R. 12,83-1,00

Our spare parts are not the originals but interchangeable with the originals ones. All original equipment manufacturers' numbers, pictures and models used in this catalogue are for reference only. Our products bear our trade-mark.

Fig.	CEI no.	ZF no.	Description	Q.ty	Notes	12AS1420			
1	128.364	1336 202 009	Front cover	1		●			
2	189.678	1315 303 027	Rotor	1		●			
3	101.187	1336 203 003	Oil Pump Shaft	1		●			
4	189.734	1336 303 049	Oil Pump Cover	1		●			
5	130.451	0750 117 621	Bearing	1		●			
6	126.038	1336 302 010	Speedometer gear	1		●			
7	244.337	1336 302 009	Constant Gear 37 T	1	(A)	●			
7	244.333	1336 302 008	Constant Gear 31 T	1	(B)	●			
8	109.216	1336 304 050	Synchronizer Cone	2		●			
9	119.220	1311 304 255	Synchronizer Ring	2		●			
10	102.572	1336 202 012	Input Shaft	1		●			
10	102.573	1336 202 013	Input Shaft	1		●			
11	154.241	1336 304 049	Sliding Sleeve	1		●			
12	160.320	1336 302 033	Pin	3		●			
13	156.216	0732 040 410	Spring	3		●			
14	130.452	0735 455 320	Bearing Cone	1		●			
15	269.690	1336 304 035	Thrust Ring	1		●			
16	137.408	0735 410 705	Needle Cage	2		●			
17	244.334	1336 304 004	Gear 3rd Speed 28 T	1		●			
18	117.513	0750 119 133	Bush	1		●			
19	269.691	1336 304 022	Washer	1		●			
20	154.242	1336 304 011	Sliding Sleeve	2		●			
21	154.243	1336 304 017	Sleeve	2		●			
22	244.335	1336 304 019	Gear 2nd Speed 37 T	1		●			
23	137.411	0735 321 544	Needle Cage	2		●			
24	103.321	1336 304 033	Main Shaft 22/38/38 T	1		●			
25	244.336	1336 304 046	Gear 1st Speed 54 T	1		●			
26	117.512	1336 304 021	Bush	1		●			
27	137.409	0750 115 554	Needle Cage	1		●			
28	244.332	1336 304 045	Reverse Gear 55 T	1		●			
29	130.941	0735 370 216	Bearing 75x130x27,2	1		●			
30	130.453	0750 117 870	Bearing	2		●			
31	146.857	1336 303 029	Double Gear 29/27 T	1	(A)	●			
31	146.855	1336 303 028	Double gear 37/27 T	1	(B)	●			
32	146.856	1336 303 027	Gear 2nd Speed 23 T	1		●			
33	105.304	1336 303 040	Countershaft 21 T	1		●			
34	107.277	1336 305 002	Reverse Shaft	1		●			
35	137.393	0750 115 974	Needle Cage 40x60x26	2		●			
36	269.692	0750 101 178	Spacer Ring	1		●			
37	147.323	1336 305 007	Reverse Gear 29 T	1		●			

AS TRONIC MID
12AS1420

Date _____ Notes _____
04/2016

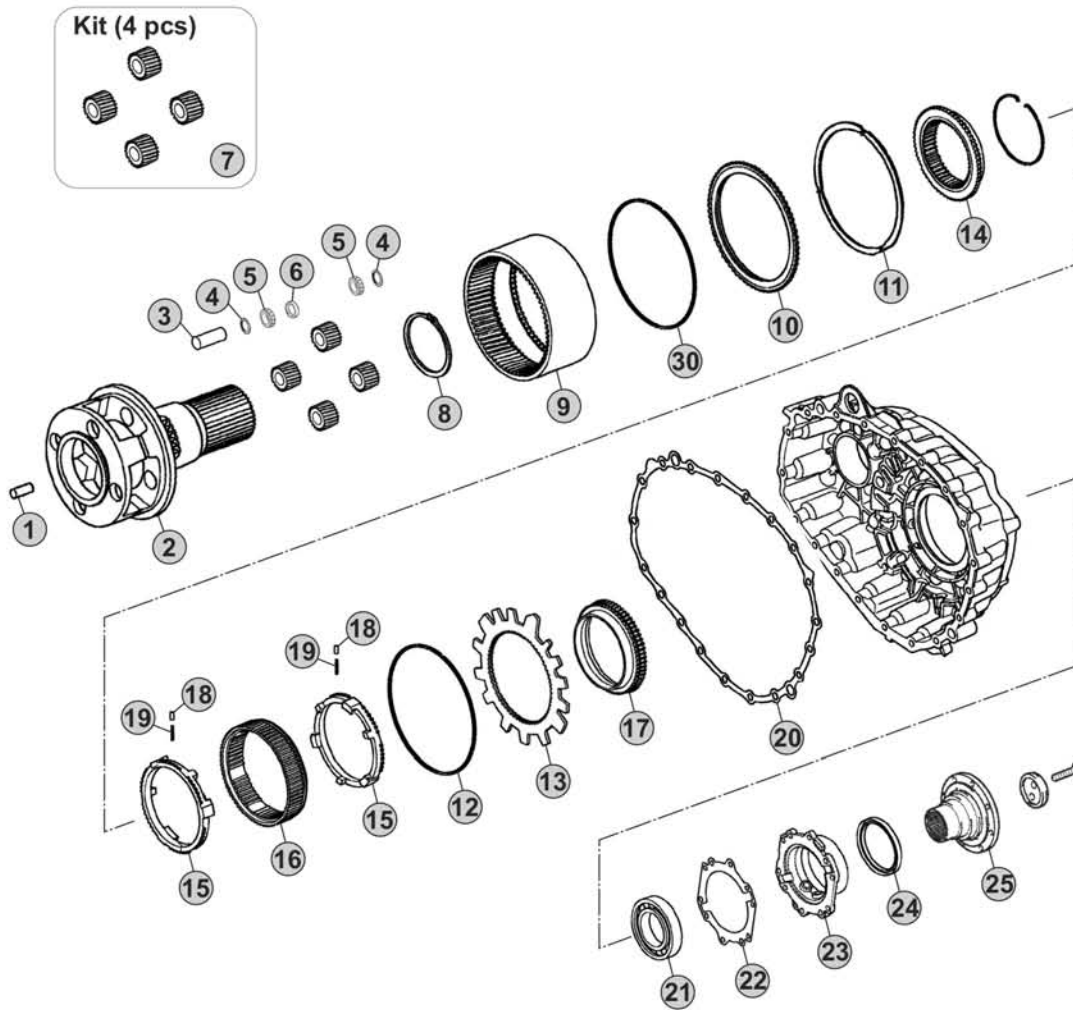


MODELS:

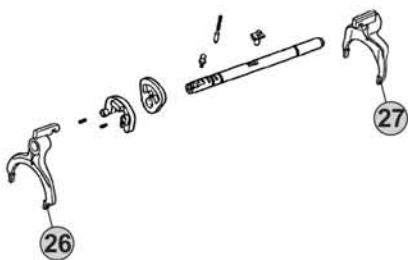
- AS TRONIC MID

VERSIONS:

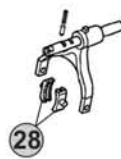
- 12AS1420 (1336 xxx xxx)



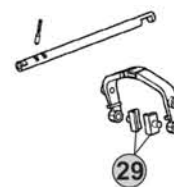
Gear Shift System



GV Shift System



GP Shift System



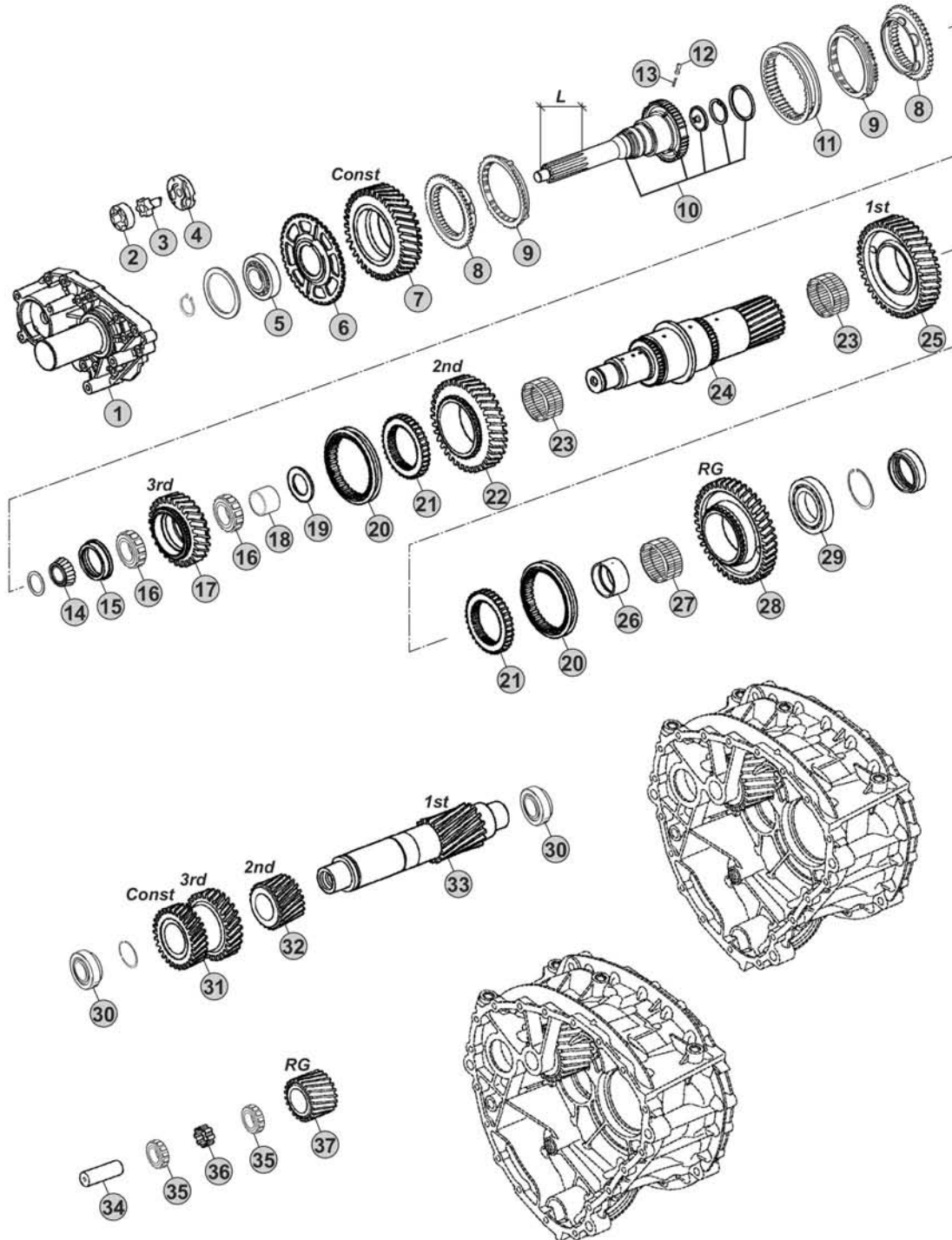
Notes

MODELS:

- AS TRONIC MID

VERSIONS:

- 12AS1620 (1336 xxx xxx)



Notes

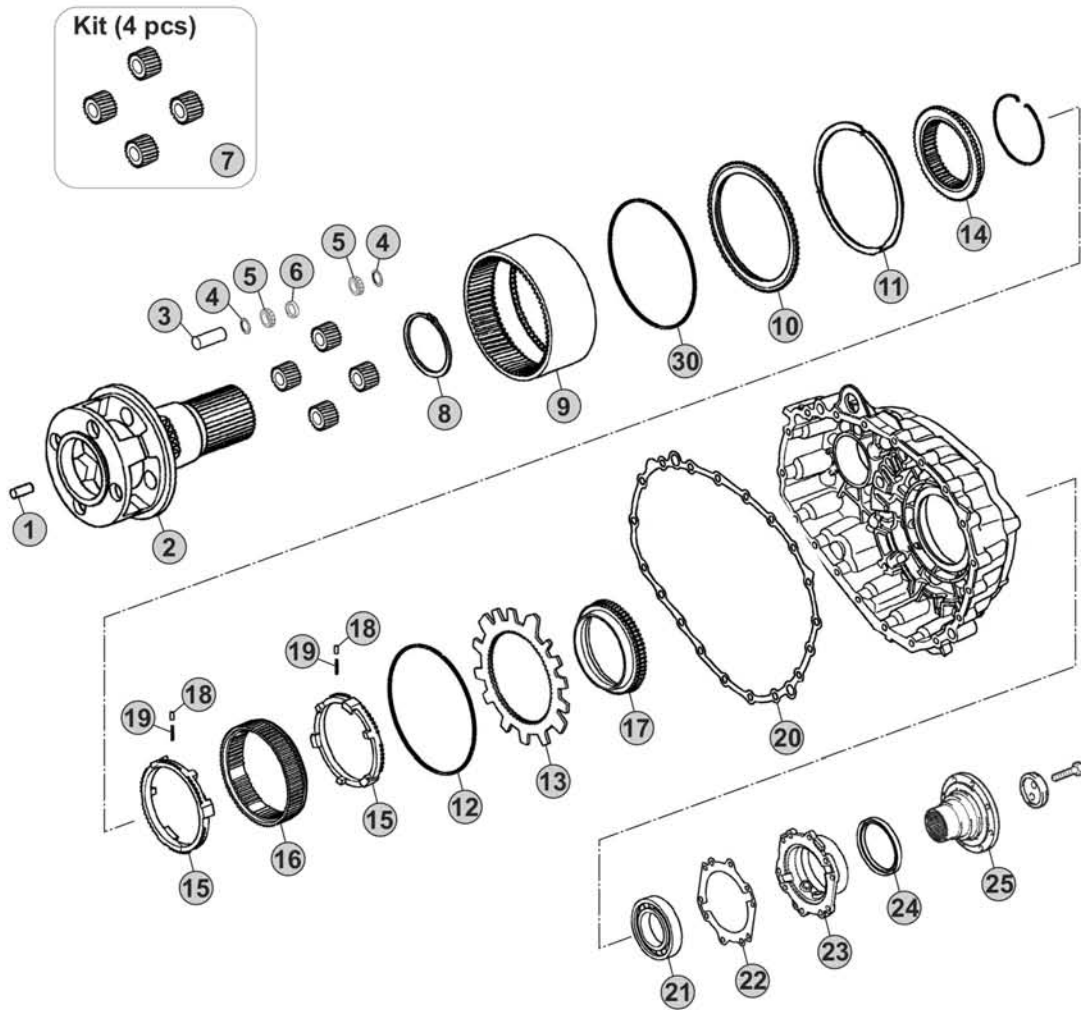
12AS1620 R. 10,37-0,81

MODELS:

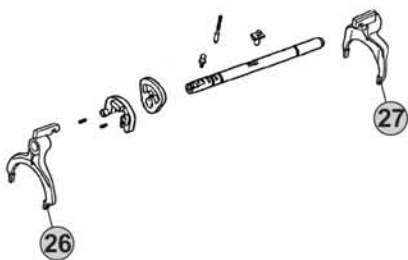
- AS TRONIC MID

VERSIONS:

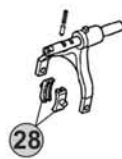
- 12AS1620 (1336 xxx xxx)



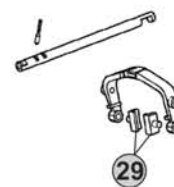
Gear Shift System



GV Shift System



GP Shift System



Notes

